



2012-2013

JAN DEC

FACT SHEET

AS - DENTAL HYGIENE

NUMBER OF STUDENTS IN PROGRAM

Not Registered – 15

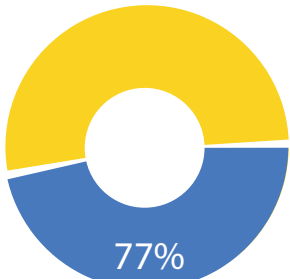
* Total Students – 103
(# of students declared major)



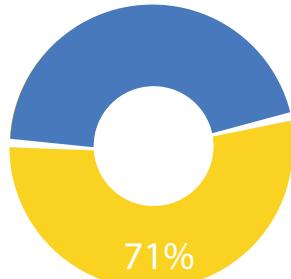
STUDENT UNIT LOAD



REGISTERED STUDENTS



* # of registered students 2012



* # of registered students 2013

Estimated change 2012 – 2013: -6%.

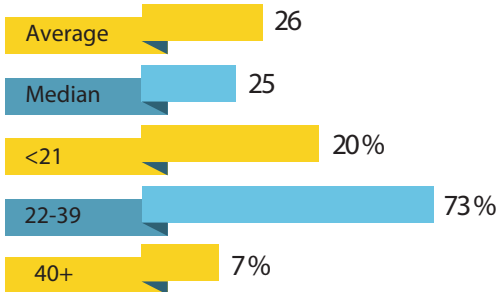
COURSE SUCCESS RATE

Course	Term	Count						Percent				
		Enrolled On Census	Zero Unit	No Grade	Graded	Succeeded	W	F	No Grade	Success	W	F
DNTL1510	Fall 2012	20	0	0	20	20	0	0	0.0	100.0	0.0	0.0
DNTL1511	Fall 2012	20	0	0	20	20	0	0	0.0	100.0	0.0	0.0
DNTL1512	Fall 2012	20	0	0	20	20	0	0	0.0	100.0	0.0	0.0
DNTL2020	Spring 2013	20	0	0	20	20	0	0	0.0	100.0	0.0	0.0
DNTL2021	Spring 2013	20	0	0	20	20	0	0	0.0	100.0	0.0	0.0
DNTL2024	Spring 2013	20	0	0	20	20	0	0	0.0	100.0	0.0	0.0

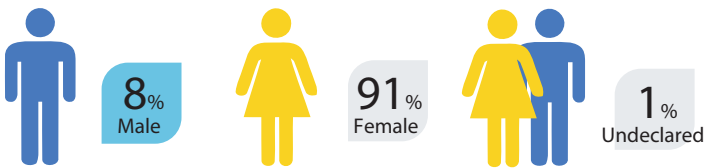
- A 100% average total success rate.

STUDENT DEMOGRAPHICS

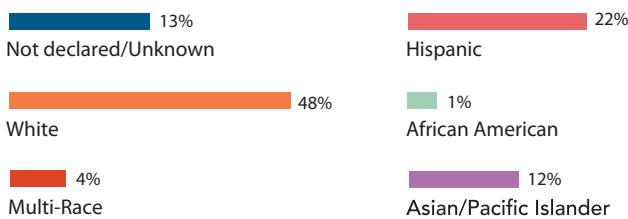
Age



Gender



Ethnicity



DEGREES AND CERTIFICATES AWARDED



JOB OUTLOOK (2013–2020)

Kern County	2013 Jobs	2020 Jobs	Change	% Change	2013 Median Hourly Wage
Dental Hygienists	308	353	45	15%	\$39.47
Dental Assistants	814	876	62	8%	\$12.97
Dental Laboratory Tech.	25	27	2	8%	\$28.33

- The average hourly wage in Kern County is \$22.50 – compare to the state is \$5.30 less.
- Outlook job growth on these occupations is steadily growing in Kern County.



Sources

- ¹ Taft College Cognos IBM Database
- ² Economic Modeling Specialists, Inc. www.economicmodeling.com
- * May not reflect accurate # of students in the program as students change majors
- * Adding % of registered students for 2012-2013 will result in a duplicated registered count