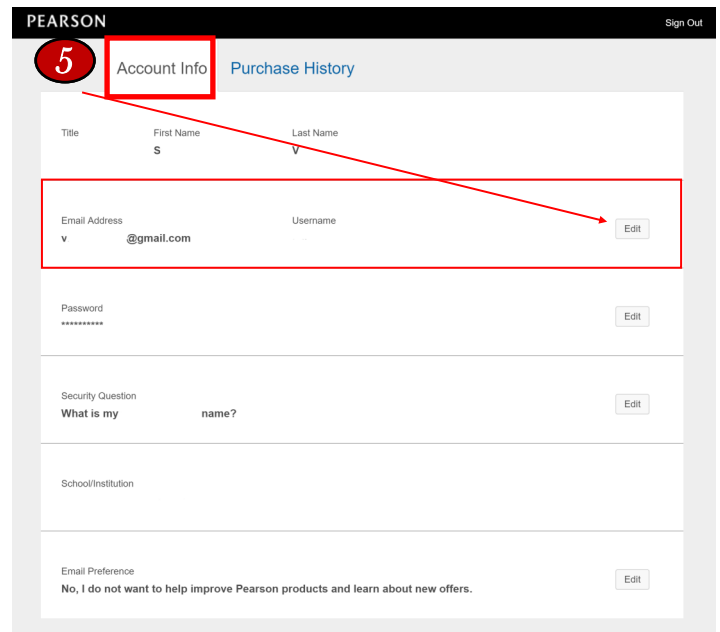
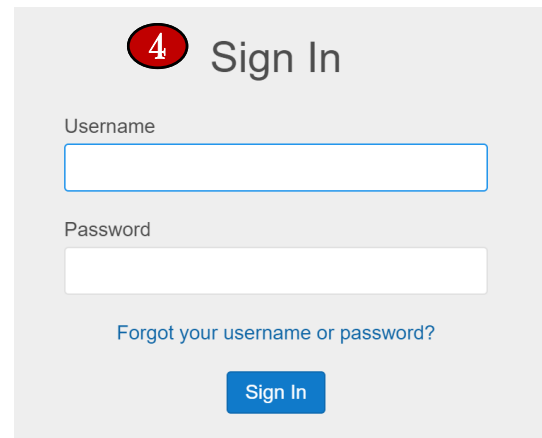
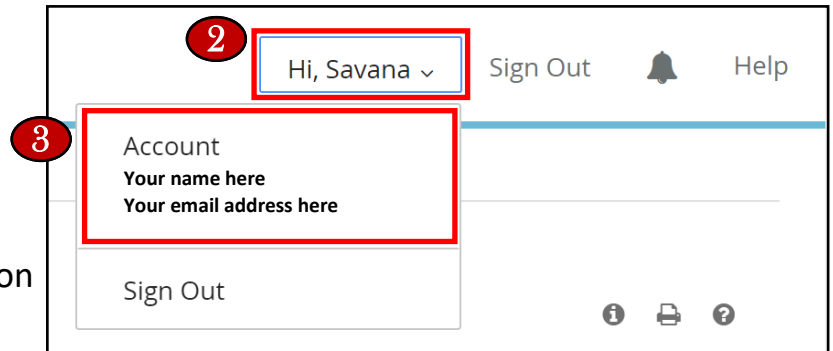


# Pushing a name change through to Canvas

## IF...

**You have** already taken the appropriate steps to update your name in Pearson  
**You do not** see your name change reflected in MYMathLab when accessing it from Canvas

1. Access MyMathLab from canvas.
2. Click on the “**Hi, Student First Name**” button on the top right hand side of the screen.
3. Select the “**Account**” option.
4. You will need to login.
5. On the “**Account Info**” tab, you will change your username. You can change it to your email address, minus the @gmail.com part.
6. Click “**Done**”, and close the tab.
7. Refresh your page and access MyMathLab from Canvas again.
8. Click on the “**Hi, Student First Name**” button one more time to make sure the name change got pushed through.
9. You can now change your username back to your email, so you don’t forget how to get into Pearson the next time you have to log-in.



Email Address

navina @gmail.com

Username

navina

6

Done

Cancel