

Annual Budget Report

For the Fiscal Year July 1, 2013 – June 30, 2014



WEST KERN COMMUNITY COLLEGE DISTRICT

Taft College
29 Emmons Park Drive
Taft, CA 93268
(661) 763-7748
www.taftcollege.edu

West Kern Community College District

Dena P. Maloney, Ed.D., Superintendent/President

Board of Trustees

Billy D. White, President

Kal Vaughn, Secretary

Carolyn Hosking

Michael Long

Dawn Cole

***TAFT
COLLEGE***



***A JOY
TO WORK
AND LEARN***



WEST KERN COMMUNITY COLLEGE DISTRICT

PROPOSED BUDGET 2013/2014

Table of Contents

Executive Summary	1
Budgeted Sources of Funds.....	4
List of Funds Budgeted	8
General Fund Budget Summary.....	9
Superintendent/President Budget Summary	12
Instruction Budget Summary	14
Student Services Budget Summary	16
Administrative Services Budget Summary	18
Bookstore Budget Summary	20
Cafeteria Budget Summary	21
Child Development Center Budget Summary	22
Dormitories Budget Summary	23
Parking Budget Summary	24
Transition to Independent Living Budget Summary.....	25
Annual Budget by Organization Code	26

EXECUTIVE SUMMARY

2013-14 STATE FISCAL UPDATE & PROPOSED BUDGET ASSUMPTIONS

California State Budget Update: AB 110 was signed by the Governor June 27, 2013 marking the 3rd consecutive year, the budget passed on time. The statewide general fund expenditures equal \$96.3 billion including a reserve of \$1.1 Billion. With passage of Proposition 30 bringing in additional revenue and better than anticipated revenues in 2012-13, the State budget is legitimately balanced for the first time since 2002. Compared to prior years, the proposed 2013-14 state budget faces considerably less risk. Unlike the 2012-13 budget, the proposed budget is not dependent on voter approval of a major tax initiative or an unrealistic revenue projection. As such, trigger cuts do not appear to be a threat as in previous years. The Department of Finance projects state revenues to move in a positive trend upward over the next 4 years with estimated revenues reaching \$116 Billion in FY 2016-17.

California Community College Budget Highlights: The California Community College system will be impacted by additional funds in the following areas:

- \$89.4 million (1.63%) access funds to Districts who did not take the 2010-11 exemption. (Nine small Colleges were allowed an exemption including West Kern) Statewide access funds will be fully restored in the amount of \$340 million over the next few years prior to growth funds being available.
- \$87.5 million (1.57%) COLA
- \$88 million in Categorical funds
 - \$50 million for Student Success and Support (formally Matriculation) with 14 million earmarked for technology such as e-transcripts.
 - \$15 million for DSPS
 - \$15 million for EOPS
 - \$8 million for CalWORKs
- \$30 million for deferred maintenance and instructional equipment (specified as “one time”)
- \$150,000 for Academic Senate
- \$25 million for Adult Education local planning grants (awards to be determined by CCCCCO and CDE)

\$16.9 million for the Online Education initiative (The CCCCCO will develop a common learning management system available for use by all colleges)

- \$47 million Proposition 39 (\$41 million for energy sustainability and \$6 million for workforce development)
- Statewide deferrals are down from \$961 million to about \$592 million

Program Service Impacts: The 2013-14 Budget is built to maintain base funding at 2540 funded FTES with WESTEC generating 350 FTES as in FY 12-13 which includes maintaining 2012-13 services levels campus wide. Increases to budget include step increases, and health benefits costs by approximately 6% as well as built in COLA in the amount of 1.57%. The total budget represents \$28,227,535 million dollars of which \$21,336,815 million is unrestricted funds and \$6,890,720 million is restricted funds. The budget includes specified amounts in Instructional Equipment and Deferred Maintenance as well as specified categorical programs. Included in the budget is the utilization of reserves to contribute to GASB 45 in the amount of \$563,580.

Instruction: Course offerings for fall 2013 (469 sections) are slightly higher than fall 2012. Enrollment for spring and summer 2014 is expected to be approximately the same as 2012-13. This reflects a strategy of slightly increasing enrollment in the fall term to provide a buffer against unforeseen changes in spring and summer enrollments. Instruction is further developing a productive and creative grant agenda currently fueled by three ongoing major federal grants that support innovation at the College. Planning is underway to secure new modular buildings to support the area of Energy Technology with both classroom and office space needed for the area. Within a relatively stable budget, Instruction is prioritizing funding for the use of supplemental instruction, tutors and student tutors as part of a renewed focus on student success, as well as advancing the use of Cognos for reporting and developing/adopting a student success data model.

Student Services: This is the first year that a number of programs have received additional monies since severe cuts over the last few years. The additional revenues allow for some restoration of programs and some general fund relief in Student Success services, EOPS, CalWORKs and DSPS. The Student Success Act (formally Matriculation) will require new services and functions to promote success. Budget line items continue to be at minimal amounts throughout student services. Athletics will continue to rely on fundraising to bridge gaps for equipment and special needs. Community services and outreach will operate on flat budgets to provide outreach and promote the College. Financial Aid remains steady and is continuing to outreach students utilizing BFAP-FAA dollars to educate current and potential students of resources available to assist in the funding of their education.

Other support services: Business Services, Human Resources, Information Technology and Maintenance and Operations are projected to operate near FY 12-13 levels with minimal travel, supplies and student workers. As with all areas salary, benefit and/or contract cost contribute to an approximate overall total increase of 4%.

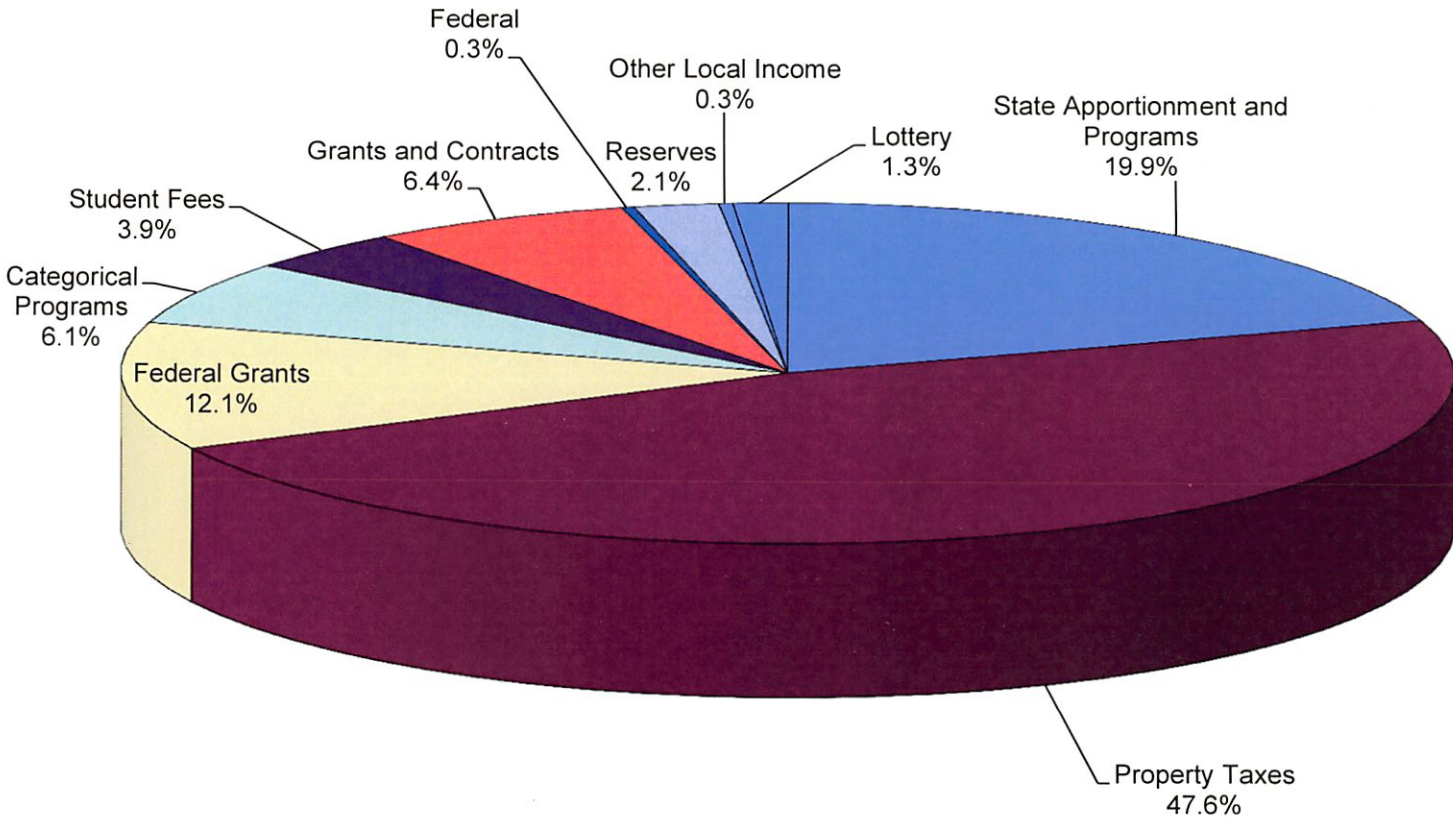
Capital Projects: FY 13-14 will see the close of the Transition to Independent Living (CIL) (\$15.1 million) project. Ash Street dorm modernization project with a construction cost of (\$2.5 million) will begin in September FY 13 with two phases for a total construction time of approximately 12 months. Future projects include Student Center (\$11 million) and Vocational Center (\$2.3 million Measure A, \$21 million State funds for a total of 23.3 million.

Fixed Assets: Fixed asset purchases are mostly limited to grant or specialized funds. \$109,713 allocated to instructional equipment allows for some much needed replacement of computers and equipment to support the learning environment. While the additional \$109,705 is scheduled to be used on the dorm modernization project, these monies will help to alleviate costs associated with equipment failures and higher than normal service requirements.

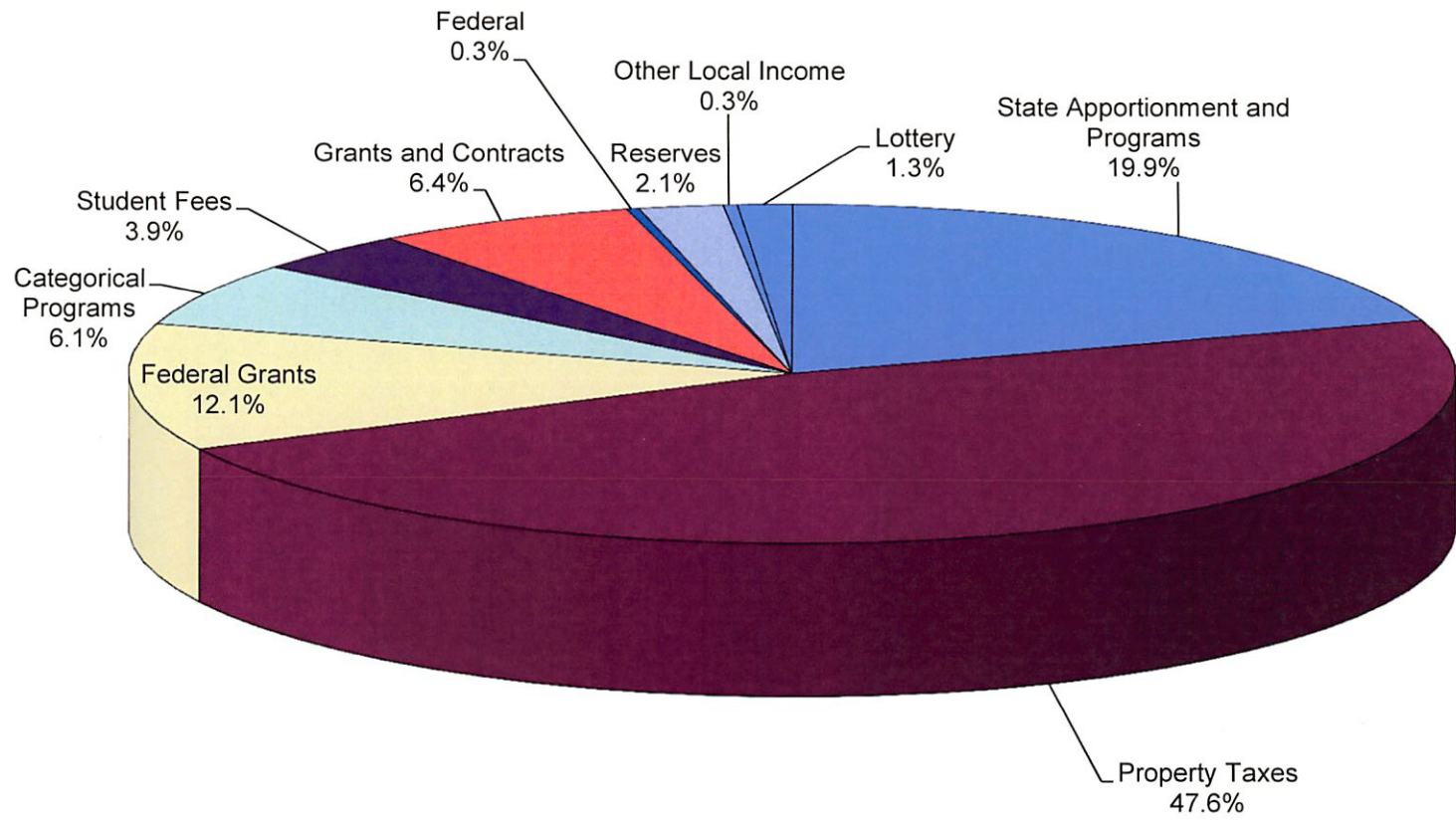
State Mandate and Guidelines: The proposed budget exceeds the State unrestricted General Fund cash reserve guideline of 5%. Year end 2012-13 unrestricted reserve fund balance is estimated to be approximately \$3.8 million or 18%. FY 13-14 unrestricted expenditures are proposed to be \$21,336,815 with \$563,580 being reserve funds to contribute to OPEB obligation leading to a reserve balance at the end of FY 2013-14 approximately 15% or \$3.2 million.

Conclusion: The overall FY 2013-14 proposed budget maintains status quo academic levels. While restoration in some categorical and targeted increases in specific areas such as deferred maintenance and instructional equipment are very positive additions. COLA of 1.57 percent is the first since 2007-08. The state budget appears to be the most stable in recent years with minimal threats. Additionally, the forecast from the Department of Finance over the next 4 years project increased state revenues. The current outlook for the West Kern Community College District calls for stable enrollment, requiring effective enrollment management practices.

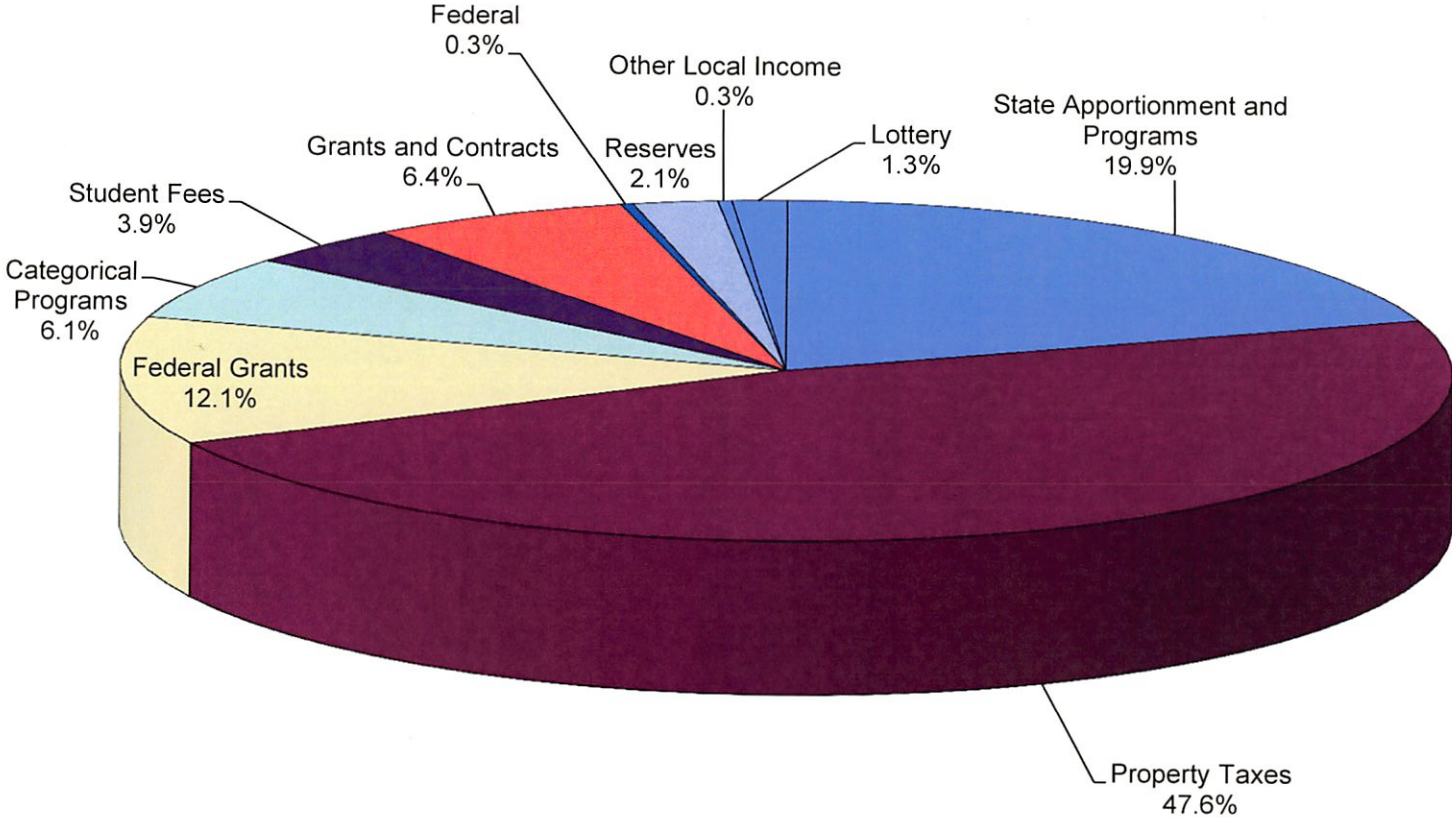
**West Kern Community College District
2013/2014 Budget
General Fund Revenue**



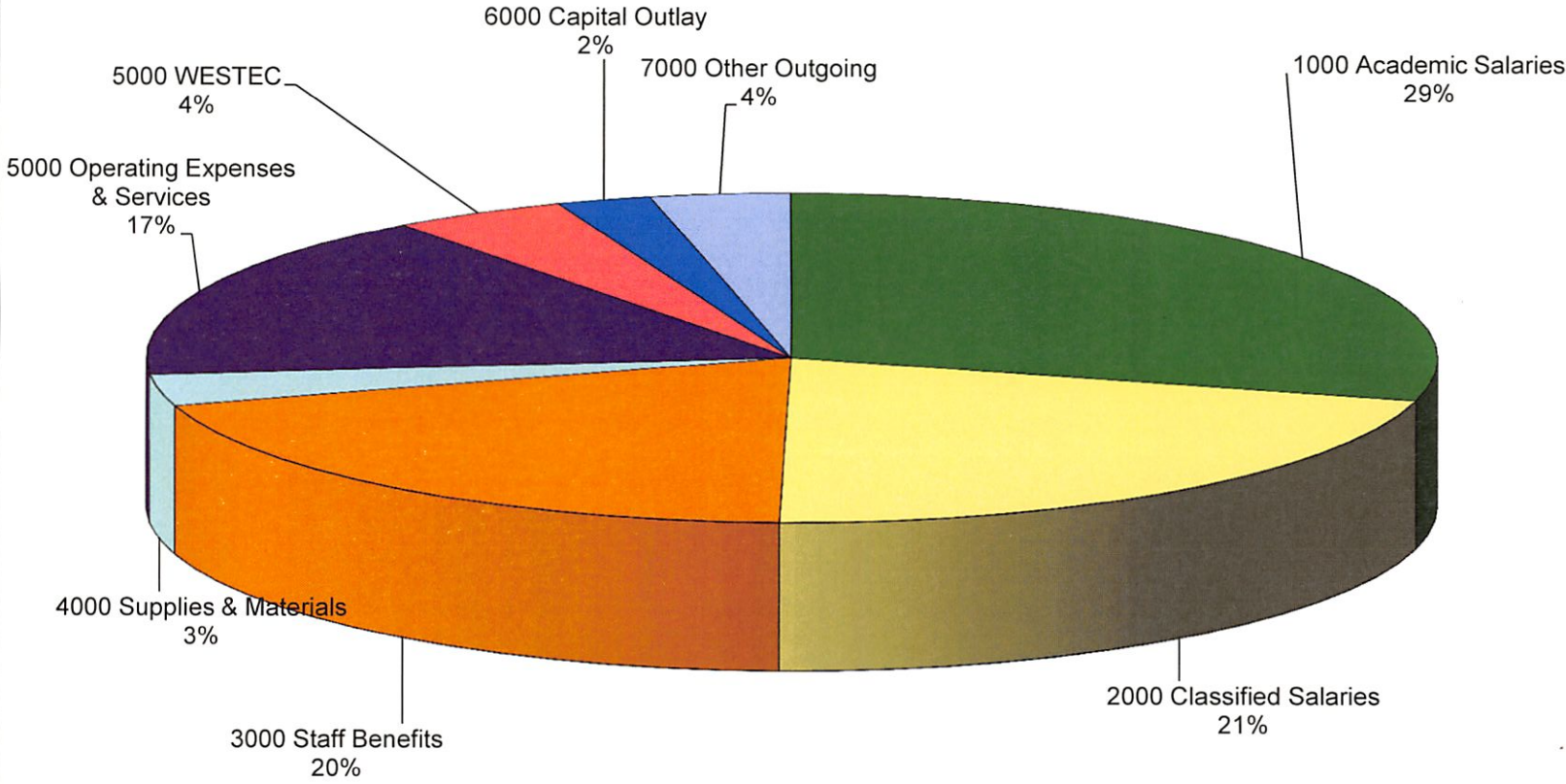
**West Kern Community College District
2013/2014 Budget
General Fund Revenue**



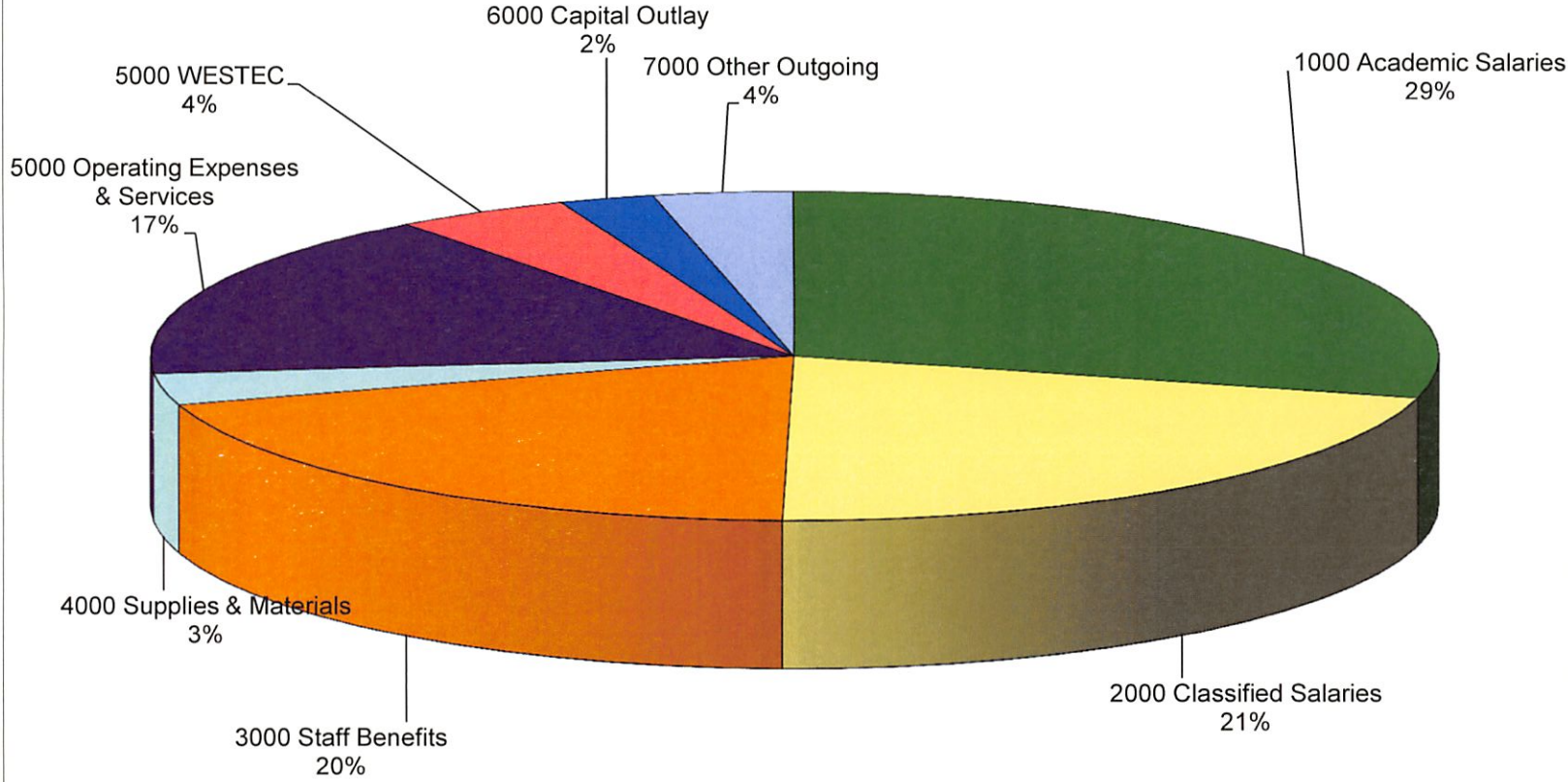
**West Kern Community College District
2013/2014 Budget
General Fund Revenue**



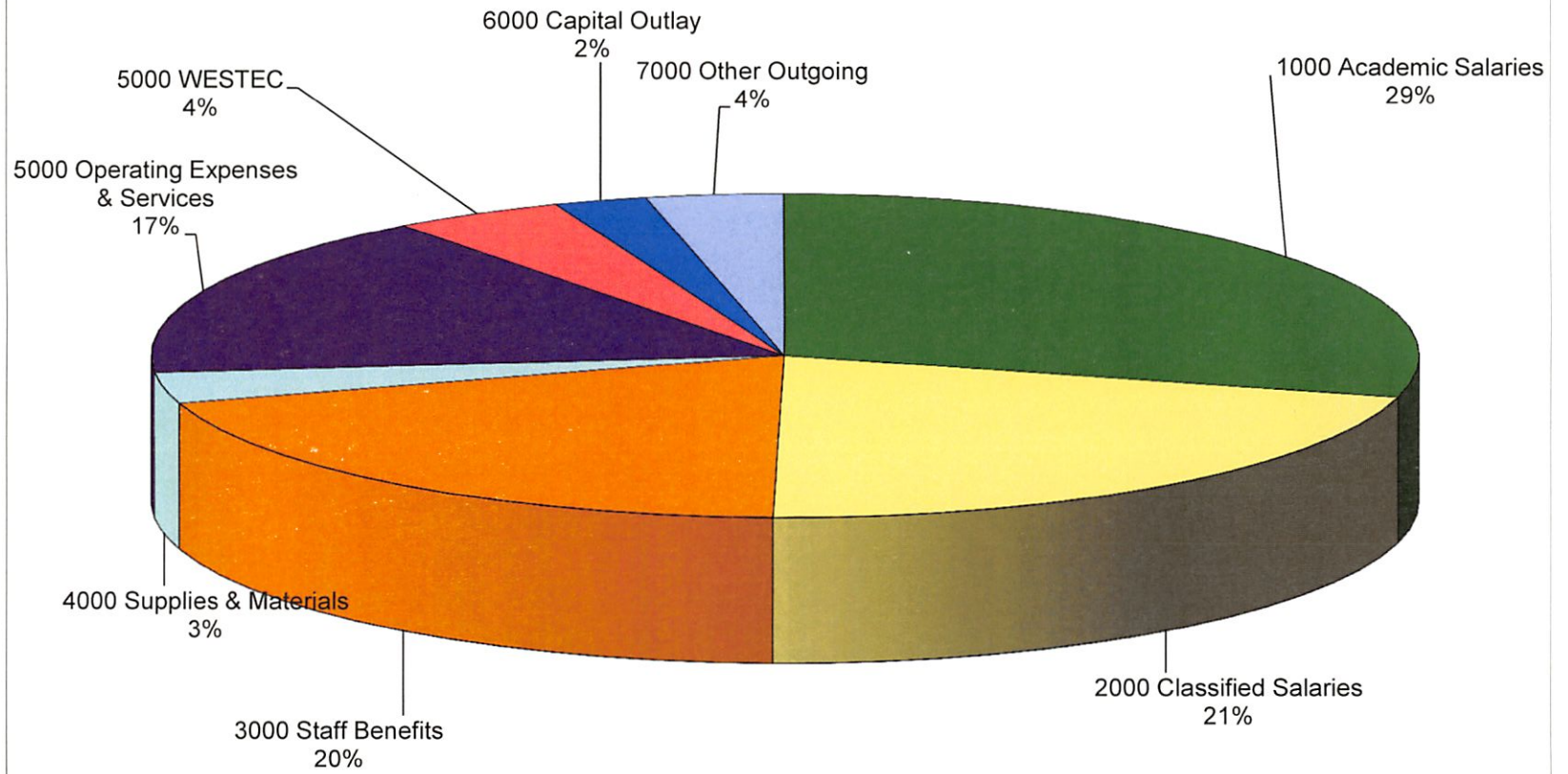
**West Kern Community College District
2013/14 Budget
General Fund Expenditures**



**West Kern Community College District
2013/14 Budget
General Fund Expenditures**



**West Kern Community College District
2013/14 Budget
General Fund Expenditures**





September 23, 2013

Ladies and Gentlemen of the Board:

I am pleased to submit to you and the residents of the West Kern Community College District (WKCCD), the attached budget document outlining the Fiscal Year 2013-14 Annual Budget. This report provides a projection of Taft College's financial operations for the current fiscal year.

The overall FY 2013-14 proposed budget maintains status quo academic levels with budget levels to support course offerings similar to FY 2012-13. Also included are partial restoration allocations in some categorical programs such as Student Success, EOPS, DSPS and CalWORKs, as well as increases in specific areas funded on a one time basis such as Deferred Maintenance and Instructional Equipment. Additionally, a statewide COLA of 1.57 percent, the first since 2007-08, is assumed. Other programs remain relatively flat with expected revenues to remain steady, including TIL, CDC, Bookstore, and Cafeteria funds. The District as a whole continues to be affected by cost increases in the health and benefits area with an approximate FY 2013-14 increase of 6% as well as the continued OPEB obligation of \$563,580.

The proposed budget exceeds the State Unrestricted General Fund ending fund balance cash reserve guideline of 5%. Year end 2012-13 unrestricted reserve fund balance is estimated to be approximately \$3.8 million or 18%. FY 2013-14 unrestricted expenditures are proposed to be \$21,336,815, with \$563,580 being reserve funds to contribute to the OPEB obligation, leading to a reserve balance at the end of FY 2013-14 of approximately 15% or \$3.2 million. The proposed FY 2013-14 restricted fund budget is balanced at \$6,890,720, while enterprise and special funds are budgeted at \$5,820,996, contributing to a total budget of \$34,049,781 million.

The statewide general fund expenditures equal \$96.3 billion including a reserve of \$1.1 Billion. With passage of Proposition 30 bringing in additional revenue and better than anticipated revenues in 2012-13, the State budget is legitimately balanced for the first time since 2002. Compared to prior years, the proposed 2013-14 state budget faces considerably less risk. Unlike the 2012-13 budget, the proposed budget is not dependent on voter approval of a major tax initiative or an unrealistic revenue projection. As such, trigger cuts do not appear to be a threat as in previous years. In addition, the Department of Finance projects state revenues to move in a positive trend upward over the next 4 years with estimated revenues reaching \$116 Billion in FY 2016-17.

As detailed in the Executive Summary, the State of California has adopted final budget for FY 2013-14. The revenues presented rely on local, state and federal funds that for the first time in several years appear to be stable with minimal risks. As always, faculty and staff remain committed to serving the Board, the students and the community.

Sincerely,

Dena P. Maloney, Ed.D.
Superintendent/President

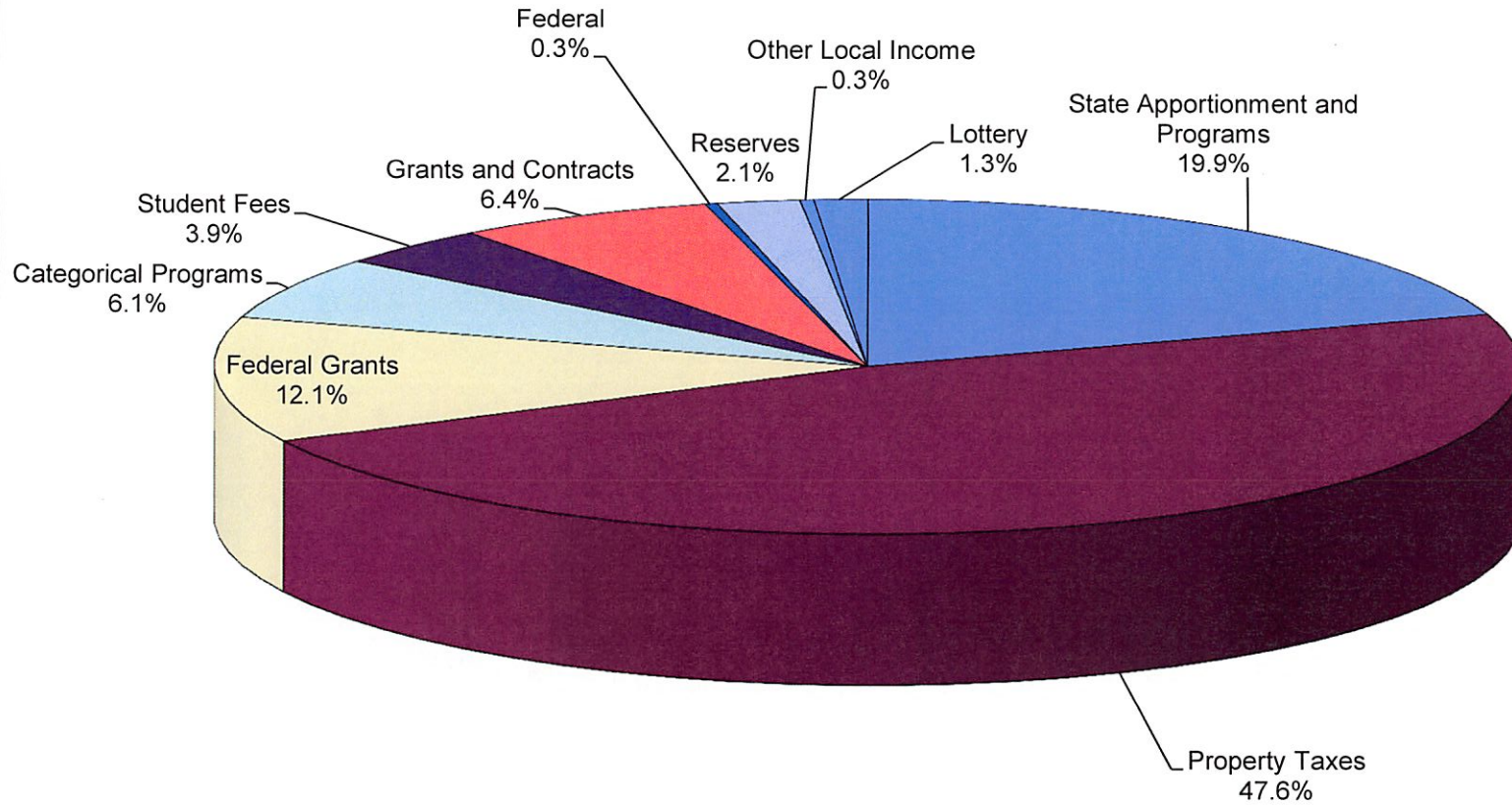
**West Kern Community College District
2013/14 Budgeted Source of Funds**

Account	Description	2011 / 2012 Actual	2012 / 2013 General Fund Budget	2013 / 2014 General Fund Budget	2013 / 2014 UNRESTRICTED Budget	2013 / 2014 RESTRICTED Budget
Federal						
8199	Title V - QFS Grant	664,372	607,207	649,996	-	649,996
8199	Title V - Pathways Grant	495,060	1,199,635	1,197,496	-	1,197,496
8199	Title V - CEED Grant	-	870,000	870,000	-	870,000
8199	TPSID Grant	433,443	494,987	497,845	-	497,845
8199	TRIO Grant	224,338	220,000	202,521	-	202,521
8199	Other Federal Revenues	163,735	-	-	-	-
8155	FSEOG	33,329	-	36,450	-	36,450
8156	FSEOG Admin Allowance	-	-	1,916	-	1,916
8151	Federal PELL Admin Allowance	929	9,440	6,000	-	6,000
8153	Work Study	46,725	43,967	40,652	-	40,652
8153	FWS Admin Allowance	10,330	-	2,139	-	2,139
Total for 8100:	Federal Revenue	2,072,261	3,445,236	3,505,015	-	3,505,015
State						
8612	Estimated State Apportionment	5,302,721	5,302,721	2,893,765	2,893,765	-
8616	Education Protection Account	-	-	2,703,422	2,703,422	-
8612	RDA Backfill	-	-	-	-	-
8613	Basic Skills	90,000	90,000	90,000	90,000	-
8615	Fee Waiver Admin	20,674	39,596	34,919	-	34,919
8619	Part-Time Faculty Salaries	52,365	52,365	52,365	52,365	-
8622	EOPS	202,595	193,745	217,816	-	217,816
8623	DSPS	204,077	204,077	212,540	-	212,540
8624	CARE	23,314	23,314	26,211	-	26,211
8625	SFA Administration	138,374	146,956	151,993	-	151,993
8630	Credit Matriculation	395,288	393,534	510,370	-	510,370
8631	Non-Credit Matriculation	25,148	24,897	32,620	-	32,620
8629	Equal Employment Opportunity (Faculty & Staff Diversity)	3,921	3,921	3,921	-	3,921
8632	TANF	32,342	32,342	31,190	-	31,190
8627	Calworks	120,038	115,709	140,638	-	140,638
8634	Instructional Equipment & Library Materials	-	-	109,705	-	109,705
8654	Scheduled Maintenance & Repairs	-	-	109,713	-	109,713
8640	KCCDHN Grant	1,343,936	1,307,211	1,307,211	-	1,307,211
8699	CECY Grant	-	-	20,000	-	20,000
8657	Perkins Funds	104,957	719,158	476,858	-	476,858
8681	Lottery	341,107	329,000	376,800	376,800	-
8636	GED County Reimbursement	2,165	10,823	10,000	10,000	-
Total for 8600:	State Revenue	8,403,022	8,989,369	9,512,057	6,126,352	3,385,705

Account	Description	2011 / 2012 Actual	2012 / 2013 General Fund Budget	2013 / 2014 General Fund Budget	2013 / 2014 UNRESTRICTED Budget	2013 / 2014 RESTRICTED Budget
Local						
8811	Estimated Property Tax	13,826,883	12,600,505	13,457,851	13,457,851	-
8831	Multimedia Contracts	31,545	16,992	-	-	-
8861	Interest Income	72,442	55,000	22,000	22,000	-
8874	Estimated Enrollment Fees	941,170	815,887	837,834	837,834	-
8877	Instructional Materials Fee	33,203	22,240	22,240	22,240	-
8870	Student Fees-GED	38,621	8,000	9,780	9,780	-
8879	Transcripts	22,250	11,295	20,250	20,250	-
8880	Non Resident Fees	379,181	152,600	203,500	203,500	-
8890	TIL - Reimbursements	-	6,000	-	-	-
8892	CTE Special Funds	-	-	-	-	-
8892	Misc. GED Fees	-	-	8,900	8,900	-
8892	Foundation Donation	-	-	27,000	27,000	-
8892	Other Misc. Local Revenue	-	50,097	37,528	37,528	-
Total for 8800:	Local Revenue	15,345,295	13,738,616	14,646,883	14,646,883	-
Reserve						
RES	Student Services Categorical Carryover	-	-	-	-	-
RES	Transportation	-	-	16,088	-	16,088
RES	Instruction Carryover	54,934	-	-	-	-
RES	Federal Work Study Carryover	8,107	2,609	-	-	-
RES	Banner Maintenance Contract Carryover	136,991	137	-	-	-
RES	Title V - QFS Grant Carryover	-	145,760	-	-	-
RES	Title V - Pathways Grant Carryover	645,656	750,804	-	-	-
RES	Title V - C.E.E.D. Grant Carryover	3,366	676,453	-	-	-
RES	General Fund Reserve Contributions	-	520,000	563,580	563,580	-
RES	OPEB Obligation Contribution	-	750,000	-	-	-
Total for 8000:	Reserve Contributions	849,054	2,845,763	579,668	563,580	16,088
TOTAL GENERAL FUNDS, ALL SOURCES		26,669,632	29,018,984	28,243,623	21,336,815	6,906,808

Account	Description	2011 / 2012 Actual	2012 / 2013 Budget	2013 / 2014 Budget
Bookstore				
Sales		1,198,521	1,031,143	1,113,085
Interest Income		2,600	-	1,650
General Fund Contribution		-	100,900	30,000
Total Bookstore Revenue		1,201,121	1,132,043	1,144,735
Food Services				
Sales		371,709	224,414	189,730
Interest Income		1,191	-	600
Dorm Student Sales		321,252	321,290	346,290
General Fund Contribution		-	300,000	330,000
Total Food Service Revenue		694,152	845,704	866,620
Child Care Center				
General Program		1,289,606	1,168,080	1,168,080
Migrant Education		567,755	520,073	520,073
Migrant Bilingual Services		70,752	70,752	70,752
Interest Income		3,445	-	500
Other Revenues		46,982	-	-
Food Contract		150,307	150,000	150,000
Total Child Care Center Revenue		2,128,847	1,908,905	1,909,405
Dorms				
Revenue from Student Fees		201,487	149,720	189,750
Other Revenues		6,920	-	-
Interest Income		5,594	3,750	3,750
Total Dorm Revenue		214,001	153,470	193,500
Parking				
Local Revenue		587	100	50
Interest Income		544	400	350
RES - Parking Carryover		-	725	850
Total Parking Revenue		1,131	1,225	1,250
Transition to Independent Living				
TIL Regional Center Contracts		1,726,840	2,272,603	1,646,161
Student Fees		64,942	79,000	60,000
Other Revenues		18,110	-	-
Interest Income		1,567	425	575
Total Transition to Independent Living Revenue		1,811,459	2,352,028	1,706,736
TOTAL SPECIAL FUND REVENUES		6,050,711	6,393,375	5,822,246
TOTAL FUNDS, ALL SOURCES		32,720,343	35,412,359	34,065,869

**West Kern Community College District
2013/2014 Budget
General Fund Revenue**



**WEST KERN COMMUNITY COLLEGE DISTRICT
 PROPOSED BUDGET 2013/2014
 LIST OF FUNDS BUDGETED**

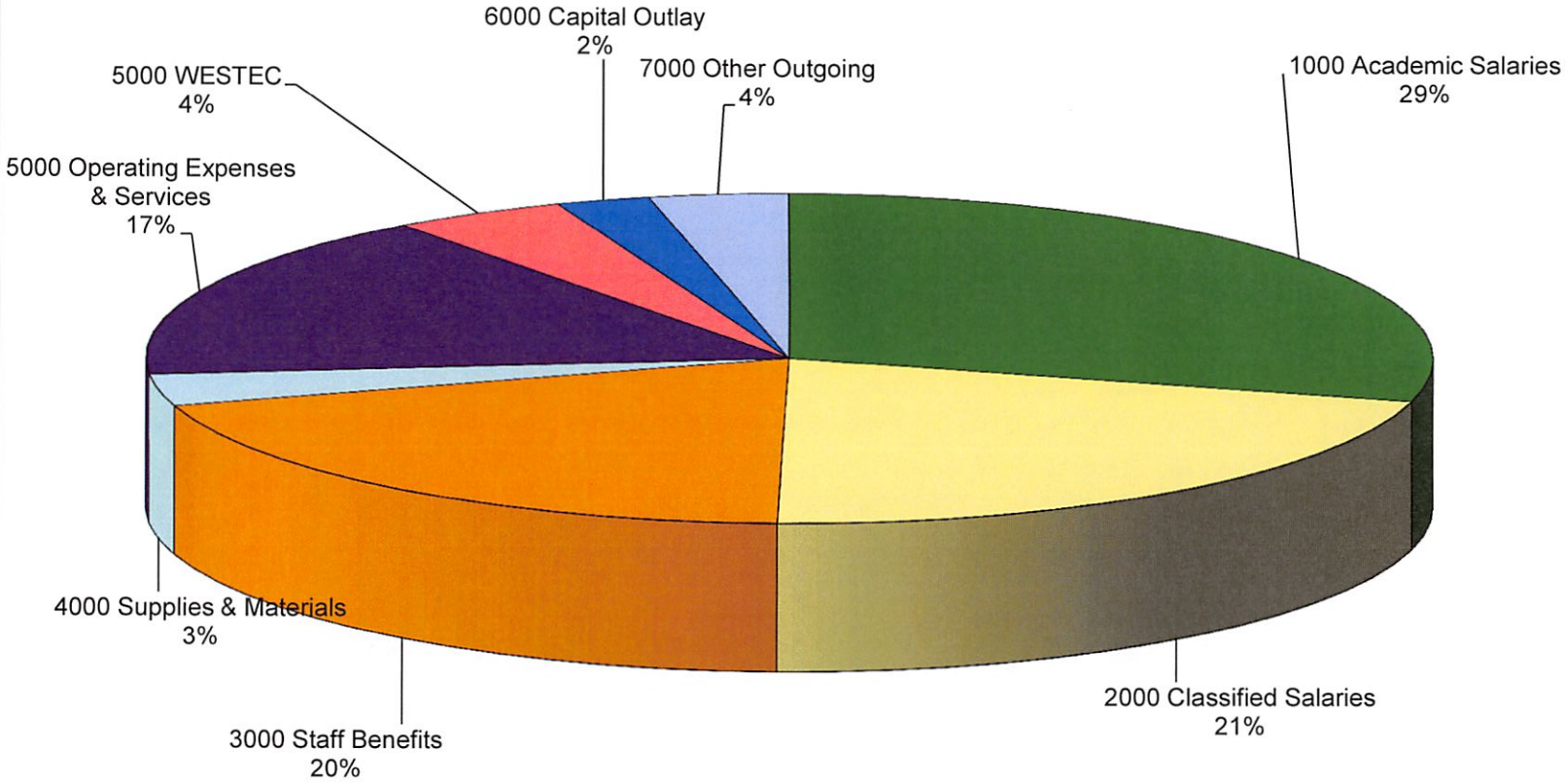
<u>FUND</u>	<u>DESCRIPTION</u>	<u>TOTAL BUDGET</u>
11	General Fund, Unrestricted	\$ 21,336,815
12	General Fund, Restricted	6,906,808
31	Bookstore Enterprise Fund	1,144,735
32	Cafeteria Enterprise Fund	866,620
33	Child Development Center Fund	1,909,405
35	Dormitory Fund	193,500
36	Parking Fund	1,250
39	Transition to Independent Living Fund	<u>1,706,736</u>
TOTAL ALL FUNDS		<u><u>\$ 34,065,869</u></u>

**West Kern Community College District
2013/2014 Budget Summary
General Fund - Funds 11 & 12**

Object Code	Description	2011 / 2012 Actual	2012 / 2013 Estimated Actuals	2013 / 2014 COMBINED Budget	2013 / 2014 UNRESTRICTED Budget	2013 / 2014 RESTRICTED Budget
8100	Federal Revenue	5,471,614	4,876,046	3,505,015	-	3,505,015
8600	State Income	8,457,608	9,860,380	9,512,057	6,126,352	3,385,705
8800	Local Income	11,565,843	11,451,297	14,646,883	14,646,883	-
8900	Reserves	-	-	563,580	563,580	-
Total for 8000: Revenue		25,495,065	26,187,723	28,227,535	21,336,815	6,890,720
<hr/>						
1000	Academic Salaries	7,607,694	7,231,376	8,231,164	7,075,910	1,155,254
Total for 1000: Academic Salaries		7,607,694	7,231,376	8,231,164	7,075,910	1,155,254
2000	Classified Salaries	5,866,937	5,939,814	5,967,992	4,206,219	1,761,773
Total for 2000: Classified Salaries		5,866,937	5,939,814	5,967,992	4,206,219	1,761,773
3000	Staff Benefits	4,889,532	4,946,157	5,618,289	4,505,829	1,112,460
Total for 3000: Employee Benefits		4,889,532	4,946,157	5,618,289	4,505,829	1,112,460
4100	Textbooks	12,880	1,381	16,174	16,174	-
4200	Magazines / Periodicals	8,503	7,985	7,774	7,774	-
4300	Supplies (All categories)	850,718	593,079	822,082	554,786	267,296
4400	Food Supplies	20,538	19,388	23,546	18,125	5,421
Total for 4000: Supplies and Materials		892,639	621,833	869,576	596,859	272,717

Object Code	Description	2011 / 2012 Actual	2012 / 2013 Estimated Actuals	2013 / 2014 COMBINED Budget	2013 / 2014 UNRESTRICTED Budget	2013 / 2014 RESTRICTED Budget
5200	Dues and Memberships	50,842	67,717	74,699	72,699	2,000
5300	Insurance	156,708	156,766	169,895	169,895	-
5400	Legal, Election & Audit Expenses	128,105	130,334	123,564	123,564	-
5500	Personal & Consulting Services	610,487	558,563	417,665	257,200	160,465
5600	Rents, Leases & Repairs	2,471,146	2,567,462	2,959,161	1,978,941	980,220
5700	Travel & Conference Expenses	225,978	212,437	290,954	194,013	96,941
5800	Utilities / Housekeeping Services	508,310	490,778	501,665	483,165	18,500
5900	Other Operating Expenses	470,247	779,373	1,365,675	723,080	642,595
Total for 5000: Operating Expenses and Services		4,621,823	4,963,430	5,903,278	4,002,557	1,900,721
6100	Sites and Site Improvements	4,020	9,380	3,500	3,500	-
6200	Buildings	-	35,990	60,500	60,500	-
6300	Library Books and Materials	19,452	-	22,000	22,000	-
6400	Equipment	666,383	75,097	582,130	103,370	478,760
Total for 6000: Capital Outlay		689,855	120,467	668,130	189,370	478,760
7100	Debt Retirement / Other Financing	36,662	2,751	14,755	14,755	-
7300	Transfers	3,980,310	300,000	360,000	360,000	-
7400	Other Interest / Long-Term Debt	(2,556,391)	-	-	-	-
7500	Student Financial Aid	-	12,000	48,450	-	48,450
7600	Other Student Aid	45,437	44,998	73,048	6,088	66,960
7900	Reserves / Contingencies	-	-	488,941	379,228	109,713
Total for 7000: Other Outgoing Expenditures		1,506,018	359,749	985,194	760,071	225,123
		<u>26,074,498</u>	<u>24,182,826</u>	<u>28,243,623</u>	<u>21,336,815</u>	<u>6,906,808</u>
Net Change in Fund Balance		(579,433)	2,004,897			
Fund Balance, Beginning of Year		8,467,361	7,887,928			
Prior Period Adjustments		-	-			
Fund Balance, End of Year		<u>7,887,928</u>	<u>9,892,825</u>			

**West Kern Community College District
2013/14 Budget
General Fund Expenditures**



**West Kern Community College District
2013/2014 Budget Summary
SUPERINTENDENT / PRESIDENT**

Object Code	Description	2011 / 2012 Actual	2012 / 2013 Estimated Actuals	2013 / 2014 COMBINED Budget	2013 / 2014 UNRESTRICTED Budget	2013 / 2014 RESTRICTED Budget
1100	Instructional Salaries, Regular Teaching	-	-	-	-	-
1200	Non Instructional Salaries, Regular Teaching	342,851	322,644	328,806	328,806	-
1400	Non Instructional Salaries, Other	29,276	205,385	81,651	81,651	-
Total for 1000: Academic Salaries		372,127	528,029	410,457	410,457	-
2100	Non Instructional Salaries, Regular Staff	831,501	1,114,286	1,179,264	1,179,264	-
2300	Non Instructional Salaries, Other	18,294	9,740	29,900	29,900	-
Total for 2000: Classified Salaries		849,795	1,124,026	1,209,164	1,209,164	-
3100	State Teachers Retirement System (STRS)	14,139	29,721	40,792	40,792	-
3200	Public Employees retirement System (PERS)	94,039	138,665	135,003	135,003	-
3300	Old Age, Survivors, Disability and Health Insurance	76,259	501,158	969,017	969,017	-
3400	Health and Welfare Benefits	228,543	584,860	350,260	350,260	-
3500	State Unemployment Insurance	20,219	16,589	8,575	8,575	-
3600	Workers Compensation Insurance	9,939	14,216	15,473	15,473	-
Total for 3000: Employee Benefits		443,138	1,285,209	1,519,120	1,519,120	-
4100	Textbooks	279	595	600	600	-
4200	Magazines / Periodicals	-	257	200	200	-
4300	Supplies (All categories)	13,523	23,757	22,142	22,142	-
4400	Food Supplies	275	3,188	2,325	2,325	-
Total for 4000: Supplies and Materials		14,077	27,797	25,267	25,267	-

**West Kern Community College District
2013/2014 Budget Summary
SUPERINTENDENT / PRESIDENT**

Object Code	Description	2011 / 2012 Actual	2012 / 2013 Estimated Actuals	2013 / 2014 COMBINED Budget	2013 / 2014 UNRESTRICTED Budget	2013 / 2014 RESTRICTED Budget
5200	Dues and Memberships	22,670	40,911	42,237	42,237	-
5400	Legal, Election & Audit Expenses	19,173	44,196	37,500	37,500	-
5500	Personal & Consulting Services	99,323	117,558	203,800	203,800	-
5600	Rents, Leases & Repairs	110,265	202,971	201,470	201,470	-
5700	Travel & Conference Expenses	43,680	26,171	24,700	24,700	-
5800	Utilities / Housekeeping Services	-	-	2,000	2,000	-
5900	Other Operating Expenses	2,014	667,106	650,121	646,200	3,921
Total for 5000: Operating Expenses and Services		297,125	1,098,913	1,161,828	1,157,907	3,921
6400	Equipment	5,791	10,158	123,750	14,045	109,705
Total for 6000: Capital Outlay		5,791	10,158	123,750	14,045	109,705
		<u>1,982,053</u>	<u>4,074,132</u>	<u>4,449,586</u>	<u>4,335,960</u>	<u>113,626</u>

**West Kern Community College District
2013/2014 Budget Summary
INSTRUCTION**

Object Code	Description	2011 / 2012 Actual	2012 / 2013 Estimated Actuals	2013 / 2014 COMBINED Budget	2013 / 2014 UNRESTRICTED Budget	2013 / 2014 RESTRICTED Budget
1100	Instructional Salaries, Regular Teaching	3,431,300	3,310,975	3,398,278	3,324,128	74,150
1200	Non Instructional Salaries, Regular Teac	568,550	649,862	659,393	257,094	402,299
1300	Instructional Salaries, Other	1,515,046	1,274,091	1,967,429	1,967,429	-
1400	Non Instructional Salaries, Other	426,276	162,533	356,340	274,016	82,324
Total for 1000: Academic Salaries		5,941,172	5,397,461	6,381,440	5,822,667	558,773
2100	Non Instructional Salaries, Regular Stati	1,318,040	1,387,854	1,307,609	502,670	804,939
2200	Instructional Aides, Regular	383,851	452,086	375,176	162,182	212,994
2300	Non Instructional Salaries, Other	68,862	87,583	81,835	80,639	1,196
2400	Instructional Aides, Other	41,583	27,457	119,581	119,581	-
Total for 2000: Classified Salaries		1,812,336	1,954,980	1,884,201	865,072	1,019,129
3100	State Teachers Retirement System (STI	452,180	414,675	576,869	528,749	48,120
3200	Public Employees retirement System (P	177,822	193,150	198,836	84,177	114,659
3300	Old Age, Survivors, Disability and Health	221,182	219,955	261,212	170,460	90,752
3400	Health and Welfare Benefits	1,165,255	1,193,308	1,415,480	959,610	455,870
3500	State Unemployment Insurance	118,471	77,898	9,971	6,391	3,580
3600	Workers Compensation Insurance	58,559	66,598	86,435	71,246	15,189
Total for 3000: Employee Benefits		2,193,469	2,165,584	2,548,803	1,820,633	728,170
4100	Textbooks	2,371	424	14,874	14,874	-
4200	Magazines / Periodicals	8,503	7,673	7,574	7,574	-
4300	Supplies (All categories)	531,667	292,959	475,901	312,493	163,408
4400	Food Supplies	13,249	7,239	7,150	7,150	-
Total for 4000: Supplies and Materials		555,790	308,295	505,499	342,091	163,408

**West Kern Community College District
2013/2014 Budget Summary
INSTRUCTION**

Object Code	Description	2011 / 2012 Actual	2012 / 2013 Estimated Actuals	2013 / 2014 COMBINED Budget	2013 / 2014 UNRESTRICTED Budget	2013 / 2014 RESTRICTED Budget
5200	Dues and Memberships	13,160	9,236	13,100	13,100	-
5500	Personal & Consulting Services	378,672	375,700	118,650	31,650	87,000
5600	Rents, Leases & Repairs	2,080,521	2,067,317	2,375,606	1,438,056	937,550
5700	Travel & Conference Expenses	75,463	36,904	68,098	26,050	42,048
5800	Utilities / Housekeeping Services	42,119	18,468	22,115	3,615	18,500
5900	Other Operating Expenses	22,895	47,948	638,518	7,500	631,018
Total for 5000: Operating Expenses and Services		2,612,830	2,555,573	3,236,087	1,519,971	1,716,116
6100	Sites and Site Improvements	-	-	-	-	-
6200	Buildings	-	-	-	-	-
6300	Library Books and Materials	19,452	-	22,000	22,000	-
6400	Equipment	586,984	-	372,545	56,580	315,965
Total for 6000: Capital Outlay		606,436	-	394,545	78,580	315,965
7100	Debt Retirement / Other Financing	2	-	-	-	-
7900	Contingency Reserve	-	-	-	-	-
Total for 7000: Other Outgoing Expenditures		2	-	-	-	-
		<u>13,722,035</u>	<u>12,381,893</u>	<u>14,950,575</u>	<u>10,449,014</u>	<u>4,501,561</u>

**West Kern Community College District
2013/2014 Budget Summary
STUDENT SERVICES**

Object Code	Description	2011 / 2012 Actual	2012 / 2013 Estimated Actuals	2013 / 2014 COMBINED Budget	2013 / 2014 UNRESTRICTED Budget	2013 / 2014 RESTRICTED Budget
1200	Non Instructional Salaries, Regular Teac	898,285	998,923	1,036,288	568,613	467,675
1300	Instructional Salaries, Other	97,492	80,394	221,545	92,739	128,806
1400	Non Instructional Salaries, Other	38,855	85,609	13,954	13,954	-
Total for 1000: Academic Salaries		1,034,632	1,164,926	1,271,787	675,306	596,481
2100	Non Instructional Salaries, Regular Stat	1,376,638	1,380,829	1,348,190	886,087	462,103
2200	Instructional Aides, Regular	46,411	42,632	40,791	19,682	21,109
2300	Non Instructional Salaries, Other	365,416	412,810	394,948	135,516	259,432
2400	Instructional Aides, Other	8,491	6,388	-	-	-
Total for 2000: Classified Salaries		1,796,956	1,842,659	1,783,929	1,041,285	742,644
3100	State Teachers Retirement System (STI	69,691	69,110	76,072	46,868	29,204
3200	Public Employees retirement System (PI	161,362	171,856	184,278	111,463	72,815
3300	Old Age, Survivors, Disability and Health	146,034	155,183	136,076	85,293	50,783
3400	Health and Welfare Benefits	559,196	552,198	581,533	363,202	218,331
3500	State Unemployment Insurance	39,736	28,605	3,684	1,932	1,752
3600	Workers Compensation Insurance	22,500	28,506	27,552	16,147	11,405
Total for 3000: Employee Benefits		998,519	1,005,458	1,009,195	624,905	384,290
4100	Textbooks	10,230	362	700	700	-
4200	Magazines / Periodicals	-	55	-	-	-
4300	Supplies (All categories)	169,460	144,232	181,989	78,101	103,888
4400	Food Supplies	3,665	8,367	13,421	8,000	5,421
Total for 4000: Supplies and Materials		183,355	153,016	196,110	86,801	109,309

**West Kern Community College District
2013/2014 Budget Summary
STUDENT SERVICES**

Object Code	Description	2011 / 2012 Actual	2012 / 2013 Estimated Actuals	2013 / 2014 COMBINED Budget	2013 / 2014 UNRESTRICTED Budget	2013 / 2014 RESTRICTED Budget
5200	Dues and Memberships	13,732	15,492	16,957	14,957	2,000
5400	Legal, Election & Audit Expenses	-	-	-	-	-
5500	Personal & Consulting Services	50,584	54,280	79,965	6,500	73,465
5600	Rents, Leases & Repairs	66,822	144,895	215,510	172,840	42,670
5700	Travel & Conference Expenses	94,980	89,949	128,466	73,573	54,893
5800	Utilities / Housekeeping Services	2,862	3,033	3,000	3,000	-
5900	Other Operating Expenses	18,560	17,170	26,261	18,605	7,656
Total for 5000: Operating Expenses and Services		247,540	324,819	470,159	289,475	180,684
6100	Sites and Site Improvements	3,295	1,980	-	-	-
6400	Equipment	36,396	60,806	55,747	18,745	37,002
Total for 6000: Capital Outlay		39,691	62,786	55,747	18,745	37,002
7100	Debt Retirement / Other Financing	5,724	-	12,000	12,000	-
7500	Student Financial Aid	-	12,000	48,450	-	48,450
7600	Other Student Aid	45,437	44,998	73,048	6,088	66,960
Total for 7000: Other Outgoing Expenditures		51,161	56,998	133,498	18,088	115,410
		<u>4,351,854</u>	<u>4,610,662</u>	<u>4,920,425</u>	<u>2,754,605</u>	<u>2,165,820</u>

**West Kern Community College District
2013/2014 Budget Summary
ADMINISTRATIVE SERVICES**

Object Code	Description	2011 / 2012 Actual	2012 / 2013 Estimated Actuals	2013 / 2014 COMBINED Budget	2013 / 2014 UNRESTRICTED Budget	2013 / 2014 RESTRICTED Budget
1100	Instructional Salaries, Regular Teaching	-	-	-	-	-
1200	Non Instructional Salaries, Regular Teac	133,625	140,960	167,480	167,480	-
1300	Instructional Salaries, Other	2,727	-	-	-	-
1400	Non Instructional Salaries, Other	123,411	-	-	-	-
Total for 1000: Academic Salaries		259,763	140,960	167,480	167,480	-
2100	Non Instructional Salaries, Regular Stati	1,160,208	892,312	958,398	958,398	-
2300	Non Instructional Salaries, Other	247,642	125,837	132,300	132,300	-
Total for 2000: Classified Salaries		1,407,850	1,018,149	1,090,698	1,090,698	-
3100	State Teachers Retirement System (STI	11,770	11,927	19,571	19,571	-
3200	Public Employees retirement System (P	129,623	100,219	108,722	108,722	-
3300	Old Age, Survivors, Disability and Health	447,481	69,450	82,885	82,885	-
3400	Health and Welfare Benefits	633,051	286,882	311,243	311,243	-
3500	State Unemployment Insurance	21,315	11,111	8,444	8,444	-
3600	Workers Compensation Insurance	11,166	10,317	10,306	10,306	-
Total for 3000: Employee Benefits		1,254,406	489,906	541,171	541,171	-
4300	Supplies (All categories)	136,068	132,131	142,050	142,050	-
4400	Food Supplies	3,349	594	650	650	-
Total for 4000: Supplies and Materials		139,417	132,725	142,700	142,700	-

**West Kern Community College District
2013/2014 Budget Summary
ADMINISTRATIVE SERVICES**

Object Code	Description	2011 / 2012 Actual	2012 / 2013 Estimated Actuals	2013 / 2014 COMBINED Budget	2013 / 2014 UNRESTRICTED Budget	2013 / 2014 RESTRICTED Budget
5200	Dues and Memberships	1,280	2,078	2,405	2,405	-
5300	Insurance	156,708	156,766	169,895	169,895	-
5400	Legal, Election & Audit Expenses	108,932	86,138	86,064	86,064	-
5500	Personal & Consulting Services	81,908	11,025	15,250	15,250	-
5600	Rents, Leases & Repairs	213,538	152,279	166,575	166,575	-
5700	Travel & Conference Expenses	11,855	59,413	69,690	69,690	-
5800	Utilities / Housekeeping Services	463,329	469,277	474,550	474,550	-
5900	Other Operating Expenses	426,778	47,149	50,775	50,775	-
Total for 5000: Operating Expenses and Services		1,464,328	984,125	1,035,204	1,035,204	-
6100	Sites and Site Improvements	725	7,400	3,500	3,500	-
6200	Buildings	-	35,990	60,500	60,500	-
6400	Equipment	37,212	4,133	30,088	14,000	16,088
Total for 6000: Capital Outlay		37,937	47,523	94,088	78,000	16,088
7100	Debt Retirement / Other Financing	30,936	2,751	2,755	2,755	-
7300	Transfers	3,980,310	300,000	360,000	360,000	-
7400	Other Interest / Long-Term Debt	(2,556,391)	-	-	-	-
7500	Student Financial Aid	99,159	-	-	-	-
7600	Other Student Aid	18,000	-	-	-	-
7900	Reserves / Contingencies	-	-	488,941	379,228	109,713
Total for 7000: Other Outgoing Expenditures		1,572,014	302,751	851,696	741,983	109,713
		<u>6,135,715</u>	<u>3,116,139</u>	<u>3,923,037</u>	<u>3,797,236</u>	<u>125,801</u>

**West Kern Community College District
2013/2014 Budget Summary
Bookstore - Fund 31**

Object Code	Description	2011 / 2012 Actual	2012 / 2013 Estimated Actuals	2013 / 2014 Budget
8841	Bookstore Sales	1,197,164	989,157	1,113,085
8600	State Revenue	-	-	-
8800	Local Revenue	3,957	844	1,650
8981	Interfund Transfers	-	-	30,000
Total for 8000: Revenue		1,201,121	990,001	1,144,735
2000	Classified Salaries	152,800	163,435	184,131
Total for 2000: Classified Salaries		152,800	163,435	184,131
3000	Staff Benefits	64,286	67,161	77,934
Total for 3000: Employee Benefits		64,286	67,161	77,934
4100	Books	459,739	660,172	660,000
4300	Supplies (All categories)	57,871	72,157	76,050
4400	Food Supplies	100	50	150
Total for 4000: Supplies and Materials		517,710	732,379	736,200
5200	Dues and Memberships	1,548	1,050	1,200
5600	Rents, Leases & Repairs	80,797	45,089	74,784
5700	Travel & Conference Expenses	1,531	-	2,500
5800	Utilities / Housekeeping Services	12,463	10,545	13,811
5900	Other Operating Expenses	26,893	25,474	42,075
Total for 5000: Operating Expenses and Services		123,232	82,158	134,370
6200	Buildings	-	-	500
6400	Equipment	2,836	1,840	11,600
Total for 6000: Capital Outlay		2,836	1,840	12,100
		860,864	1,046,973	1,144,735
Net Change in Fund Balance		340,257	(56,972)	-
Fund Balance, Beginning of Year		785,033	1,125,290	
Prior Period Adjustments		-	-	
Fund Balance, End of Year		1,125,290	1,068,318	

**West Kern Community College District
2013/2014 Budget Summary
Cafeteria - Fund 32**

Object Code	Description	2011 / 2012 Actual	2012 / 2013 Estimated Actuals	2013 / 2014 Budget
8841	Cafeteria Sales	371,708	186,007	189,730
8889	Dorm Student Sales	319,621	386,119	346,290
8800	Local Revenue	2,823	10,223	600
8981	Interfund Transfers	-	300,000	330,000
Total for 8000: Revenue		694,152	882,349	866,620
<hr/>				
2000	Classified Salaries	291,696	282,303	303,261
Total for 2000: Classified Salaries		291,696	282,303	303,261
<hr/>				
3000	Staff Benefits	129,103	129,725	131,509
Total for 3000: Employee Benefits		129,103	129,725	131,509
<hr/>				
4300	Supplies (All categories)	2,026	12,948	9,700
4400	Food Supplies	406,940	440,915	415,000
Total for 4000: Supplies and Materials		408,966	453,863	424,700
<hr/>				
5200	Dues and Memberships	130	55	125
5600	Rents, Leases & Repairs	1,376	2,200	2,200
5900	Other Operating Expenses	434	1,515	1,825
Total for 5000: Operating Expenses and Services		1,940	3,770	4,150
<hr/>				
6400	Equipment	612	-	3,000
Total for 6000: Capital Outlay		612	-	3,000
<hr/>				
		832,317	869,661	866,620
<hr/>				
Net Change in Fund Balance		(138,165)	12,688	-
Fund Balance, Beginning of Year		370,475	232,310	
Prior Period Adjustments		-	-	
Fund Balance, End of Year		232,310	244,998	

**West Kern Community College District
2013/2014 Budget Summary
Child Development Center - Fund 33**

Object Code	Description	2011 / 2012 Actual	2012 / 2013 Estimated Actuals	2013 / 2014 Budget
8100	Federal Revenue / Food Program	169,601	150,000	150,000
8600	State Revenue / Contracts	1,936,865	1,714,223	1,758,905
8800	Local Revenue	22,381	9,643	500
8981	Interfund Transfers	-	-	-
Total for 8000: Revenue		2,128,847	1,873,866	1,909,405
1000	Academic Salaries	221,665	80,675	103,331
Total for 1000: Academic Salaries		221,665	80,675	103,331
2000	Classified Salaries	1,080,442	1,084,888	1,058,631
Total for 2000: Classified Salaries		1,080,442	1,084,888	1,058,631
3000	Staff Benefits	468,810	442,099	397,898
Total for 3000: Employee Benefits		468,810	442,099	397,898
4300	Supplies (All categories)	38,190	31,491	58,679
4400	Food Supplies	152,259	142,081	150,000
Total for 4000: Supplies and Materials		190,449	173,572	208,679
5200	Dues and Memberships	-	-	-
5300	Insurance	-	-	-
5500	Consulting	-	420	-
5600	Rents, Leases & Repairs	6,064	27,483	17,500
5700	Travel & Conference Expenses	630	90	11,786
5800	Utilities / Housekeeping Services	50,590	59,288	97,520
5900	Other Operating Expenses	3,874	3,719	6,060
Total for 5000: Operating Expenses and Services		61,158	91,000	132,866
6100	Site Improvements	12,600	-	-
6400	Equipment	-	1,692	8,000
Total for 6000: Capital Outlay		12,600	1,692	8,000
		2,035,124	1,873,926	1,909,405
Net Change in Fund Balance		93,723	(60)	-
Fund Balance, Beginning of Year		(722,065)	(628,342)	
Prior Period Adjustments		-	-	
Fund Balance, End of Year		(628,342)	(628,402)	

**West Kern Community College District
2013/2014 Budget Summary
Dormitories - Fund 35**

Object Code	Description	2011 / 2012 Actual	2012 / 2013 Estimated Actuals	2013 / 2014 Budget
8873	Local Revenue / Dorm Fees	211,302	262,197	189,750
8800	Local Revenue	2,699	1,920	3,750
Total for 8000: Revenue		214,001	264,117	193,500
4300	Supplies (All categories)	15,143	11,293	14,500
Total for 4000: Supplies and Materials		15,143	11,293	14,500
5600	Rents, Leases & Repairs	12,671	18,753	21,500
5700	Travel & Conference Expenses	4,283	5,656	6,000
5800	Utilities / Housekeeping Services	25,756	27,041	30,900
5900	Other Operating Expenses	140	11	-
Total for 5000: Operating Expenses and Services		42,850	51,461	58,400
6200	Buildings	-	-	-
6400	Equipment	2,003	6,653	11,000
Total for 6000: Capital Outlay		2,003	6,653	11,000
7100	Debt Retirement / Other Financing	1,750	-	-
7900	Reserve for Contingencies	-	-	109,600
Total for 7000: Other Outgoing Expenditures		1,750	-	109,600
		61,746	69,407	193,500
Net Change in Fund Balance		152,255	194,710	
Fund Balance, Beginning of Year		905,694	1,057,949	
Prior Period Adjustments		-	-	
Fund Balance, End of Year		1,057,949	1,252,659	

**West Kern Community College District
2013/2014 Budget Summary
Parking - Fund 36**

Object Code	Description	2011 / 2012 Actual	2012 / 2013 Estimated Actuals	2013 / 2014 Budget
8800	Local Revenue	1,131	444	1,250
Total for 8000: Revenue		1,131	444	1,250
4300	Supplies (All categories)	81	1,227	1,150
Total for 4000: Supplies and Materials		81	1,227	1,150
5000	Operating Expenses	-	23	100
Total for 5000: Operating Expenses and Services		-	23	100
6100	Site Improvements	-	-	-
Total for 6000: Capital Outlay		-	-	-
		81	1,250	1,250
Net Change in Fund Balance		1,050	(806)	-
Fund Balance, Beginning of Year		68,207	69,257	
Prior Period Adjustments		-	-	
Fund Balance, End of Year		69,257	68,451	

**West Kern Community College District
2013/2014 Budget Summary
Transition to Independent Living - Fund 39**

Object Code	Description	2011 / 2012 Actual	2012 / 2013 Estimated Actuals	2013 / 2014 Budget
8100	Federal Revenue	16,020	-	-
8600	State Revenue / Regional Center Fees	1,726,840	1,525,700	1,646,161
8800	Local Revenue	68,599	22,503	60,575
8900	Interfund Transfers	-	-	-
Total for 8000: Revenue		1,811,459	1,548,203	1,706,736
1000	Academic Salaries	118,602	112,364	112,158
Total for 1000: Academic Salaries		118,602	112,364	112,158
2000	Classified Salaries	982,902	970,433	1,026,152
Total for 2000: Classified Salaries		982,902	970,433	1,026,152
3000	Staff Benefits	387,208	396,263	426,279
Total for 3000: Employee Benefits		387,208	396,263	426,279
4300	Supplies (All categories)	69,734	43,972	42,257
4400	Food Supplies	132	1,497	1,000
Total for 4000: Supplies and Materials		69,866	45,469	43,257
5200	Dues and Memberships	220	825	1,000
5500	Consulting	1,890	1,205	-
5600	Rents, Leases & Repairs	17,392	5,805	19,936
5700	Travel & Conference Expenses	39,139	32,999	53,622
5800	Utilities / Housekeeping Services	17,806	26,481	15,759
5900	Other Operating Expenses	3,110	3,285	1,250
Total for 5000: Operating Expenses and Services		79,557	70,600	91,567
6100	Site Improvements	-	-	-
6400	Equipment	327	1,701	7,323
Total for 6000: Capital Outlay		327	1,701	7,323
7000	Other Outgoing Expenditures	1,278	-	-
Total for 7000: Other Outgoing Expenditures		1,278	-	-
		1,639,740	1,596,830	1,706,736
Net Change in Fund Balance		171,719	(48,627)	
Fund Balance, Beginning of Year		(38,450)	133,269	
Prior Period Adjustments		-	-	
Fund Balance, End of Year		133,269	84,642	

**WEST KERN COMMUNITY COLLEGE DISTRICT
ANNUAL BUDGET BY ORGANIZATION CODE
2013/ 2014**

*** DISTRICT / GOVERNING BOARD ***

Account Number				2012/2013	2013/2014		
Fund	Organiz.	Account Program	Description	Est. Actuals	Budget	Unrestricted	Restricted
11000	101000	1210	66004 ACAD SALARIES REG ADMIN & SUPERV	88,138	89,441	89,441	-
11000	101000	2110	66004 SALARY CLASS ADMIN & SUPERV	45,012	45,755	45,755	-
11000	101000	3110	66004 STRS BENEFITS - INSTRUCTIONAL	-	11,935	11,935	-
11000	101000	3210	66004 PERS BENEFITS - INSTRUCTIONAL	11,898	-	-	-
11000	101000	3220	66004 PERS BENEFITS - NONINSTRUCTIONAL	5,079	5,224	5,224	-
11000	101000	3310	66004 OASDI INSTRUCTIONAL	5,747	5,900	5,900	-
11000	101000	3320	66004 OASDI NONINSTRUCTIONAL	3,403	3,043	3,043	-
11000	101000	3410	66004 HEALTH - INSTRUCTIONAL	6,440	7,699	7,699	-
11000	101000	3420	66004 HEALTH - NONINSTRUCTIONAL	8,336	8,952	8,952	-
11000	101000	3510	66004 STATE UNEMPLOYMENT - INSTRUCTIONAL	925	984	984	-
11000	101000	3520	66004 STATE UNEMPLOYMENT - NONINSTRUCTIONAL	479	503	503	-
11000	101000	3610	66004 WORKERS COMP - INSTRUCTIONAL	790	840	840	-
11000	101000	3620	66004 WORKERS COMP - NONINSTRUCTIONAL	409	430	430	-
11000	101000	5410	66004 ELECTION EXPENSES	100	-	-	-
11000	101000	5510	66004 CONSULTANT	2,369	2,500	2,500	-
11000	101000	5710	66004 EMPLOYEES TRAVEL / CONFERENCE	1,098	2,000	2,000	-
11000	101000	5720	66004 GOVERNING BOARD	8,653	6,500	6,500	-
11000	101000	5980	66004 PHYSICAL EXAMS	-	85	85	-
11000	101000	6415	66004 COMPUTER EQUIPMENT	-	6,000	6,000	-
Total for District / Governing Board:				188,876	197,791	197,791	-

*** SUPERINTENDENT / PRESIDENT ***

Account Number				2012/2013	2013/2014		
Fund	Organiz.	Account Program	Description	Est. Actuals	Budget	Unrestricted	Restricted
11000	110000	1210	66003 ACAD SALARIES REG ADMIN & SUPERV	116,833	45,760	45,760	-
11000	110000	1210	68400 ACAD SALARIES REG ADMIN & SUPERV	-	20,800	20,800	-
11000	110000	1210	70999 ACAD SALARIES REG ADMIN & SUPERV	-	20,800	20,800	-
11000	110000	1210	71005 ACAD SALARIES REG ADMIN & SUPERV	-	31,200	31,200	-
11000	110000	2110	66003 SALARY CLASS ADMIN & SUPERV	45,013	42,095	42,095	-
11000	110000	2110	70999 SALARY CLASS ADMIN & SUPERV	-	1,830	1,830	-
11000	110000	2110	71005 SALARY CLASS ADMIN & SUPERV	-	1,830	1,830	-
11000	110000	2180	66003 FULL BENEFITS EMPLOYEES	4,402	-	-	-
11000	110000	2370	66003 SHORT-TERM SUBSTITUTES	263	12,000	12,000	-
11000	110000	3110	66003 STRS BENEFITS - INSTRUCTIONAL	11,795	4,740	4,740	-
11000	110000	3110	68400 STRS BENEFITS - INSTRUCTIONAL	-	2,188	2,188	-
11000	110000	3110	70999 STRS BENEFITS - INSTRUCTIONAL	-	2,188	2,188	-
11000	110000	3110	71005 STRS BENEFITS - INSTRUCTIONAL	-	3,038	3,038	-
11000	110000	3220	66003 PERS BENEFITS - NONINSTRUCTIONAL	5,590	4,806	4,806	-
11000	110000	3220	70999 PERS BENEFITS - NONINSTRUCTIONAL	-	209	209	-
11000	110000	3220	71005 PERS BENEFITS - NONINSTRUCTIONAL	-	209	209	-
11000	110000	3310	66003 OASDI INSTRUCTIONAL	7,618	2,772	2,772	-
11000	110000	3310	68400 OASDI INSTRUCTIONAL	-	1,279	1,279	-
11000	110000	3310	70999 OASDI INSTRUCTIONAL	-	1,279	1,279	-

Account Number				2012/2013	2013/2014	Unrestricted	Restricted
Fund	Organiz.	Account	Program Description	Est. Actuals	Budget		
11000	110000	3310	71005 OASDI INSTRUCTIONAL	-	1,777	1,777	-
11000	110000	3320	66003 OASDI NONINSTRUCTIONAL	3,760	2,800	2,800	-
11000	110000	3320	70999 OASDI NONINSTRUCTIONAL	-	122	122	-
11000	110000	3320	71005 OASDI NONINSTRUCTIONAL	-	122	122	-
11000	110000	3410	66003 HEALTH - INSTRUCTIONAL	8,537	3,939	3,939	-
11000	110000	3410	68400 HEALTH - INSTRUCTIONAL	-	1,790	1,790	-
11000	110000	3410	70999 HEALTH - INSTRUCTIONAL	-	1,790	1,790	-
11000	110000	3410	71005 HEALTH - INSTRUCTIONAL	-	2,686	2,686	-
11000	110000	3420	66003 HEALTH - NONINSTRUCTIONAL	10,219	8,236	8,236	-
11000	110000	3420	70999 HEALTH - NONINSTRUCTIONAL	-	358	358	-
11000	110000	3420	71005 HEALTH - NONINSTRUCTIONAL	-	358	358	-
11000	110000	3510	66003 STATE UNEMPLOYMENT - INSTRUCTIONAL	1,226	503	503	-
11000	110000	3510	68400 STATE UNEMPLOYMENT - INSTRUCTIONAL	-	229	229	-
11000	110000	3510	70999 STATE UNEMPLOYMENT - INSTRUCTIONAL	-	229	229	-
11000	110000	3510	71005 STATE UNEMPLOYMENT - INSTRUCTIONAL	-	343	343	-
11000	110000	3520	66003 STATE UNEMPLOYMENT - NONINSTRUCTIONAL	531	463	463	-
11000	110000	3520	70999 STATE UNEMPLOYMENT - NONINSTRUCTIONAL	-	20	20	-
11000	110000	3520	71005 STATE UNEMPLOYMENT - NONINSTRUCTIONAL	-	20	20	-
11000	110000	3610	66003 WORKERS COMP - INSTRUCTIONAL	1,047	430	430	-
11000	110000	3610	68400 WORKERS COMP - INSTRUCTIONAL	-	195	195	-
11000	110000	3610	70999 WORKERS COMP - INSTRUCTIONAL	-	195	195	-
11000	110000	3610	71005 WORKERS COMP - INSTRUCTIONAL	-	293	293	-
11000	110000	3620	66003 WORKERS COMP - NONINSTRUCTIONAL	453	395	395	-
11000	110000	3620	70999 WORKERS COMP - NONINSTRUCTIONAL	-	17	17	-
11000	110000	3620	71005 WORKERS COMP - NONINSTRUCTIONAL	-	17	17	-
11000	110000	4120	66003 PROFESSIONAL BOOKS	324	325	325	-
11000	110000	4211	66003 PERIODICALS	257	200	200	-
11000	110000	4310	66003 SUPPLIES, NONINSTRUCTIONAL	2,433	2,400	2,400	-
11000	110000	4318	66003 PRINTING SUPPLIES	603	500	500	-
11000	110000	4410	66003 FOOD SUPPLIES	319	325	325	-
11000	110000	5210	66003 DUES AND MEMBERSHIPS	16,700	16,737	16,737	-
11000	110000	5505	66003 IN HOUSE TRAINING / CONFERENCE	1,457	1,500	1,500	-
11000	110000	5510	66003 CONSULTANT	2,760	2,800	2,800	-
11000	110000	5513	66003 COLLECTIVE BARGAINING	-	500	500	-
11000	110000	5641	66003 CONTRACTS	321	350	350	-
11000	110000	5710	66003 EMPLOYEES TRAVEL / CONFERENCE	7,681	10,000	10,000	-
11000	110000	5940	66003 POSTAGE, FREIGHT	239	250	250	-
11000	110000	5980	66003 PHYSICAL EXAMS	-	85	85	-
11000	110000	5990	66003 OTHER SERVICES	8,500	11,200	11,200	-
11000	110000	6412	66005 NEW EQUIPMENT (UNDER \$5,000)	488	500	500	-
Total for Superintendent / President:				259,369	274,022	274,022	-

*** INSTITUTIONAL DEVELOPMENT ***

Account Number				2012/2013	2013/2014	Unrestricted	Restricted
Fund	Organiz.	Account	Program Description	Est. Actuals	Budget		
11000	111000	1490	66002 NONINSTRUCTIONAL SALARIES, OTHER	45,617	9,418	9,418	-
11000	111000	3110	66002 STRS BENEFITS - INSTRUCTIONAL	3,763	777	777	-
11000	111000	3310	66002 OASDI INSTRUCTIONAL	661	137	137	-
11000	111000	3510	66002 STATE UNEMPLOYMENT - INSTRUCTIONAL	502	104	104	-

Account Number				2012/2013	2013/2014		
Fund	Organiz.	Account	Program Description	Est. Actuals	Budget	Unrestricted	Restricted
11000	111000	3610	66002 WORKERS COMP - INSTRUCTIONAL	428	88	88	-
11000	111000	4120	66002 PROFESSIONAL BOOKS	176	175	175	-
11000	111000	4310	66002 SUPPLIES, NONINSTRUCTIONAL	2,014	2,000	2,000	-
11000	111000	4318	66002 PRINTING SUPPLIES	-	150	150	-
11000	111000	5210	66002 DUES AND MEMBERSHIPS	23,711	25,000	25,000	-
11000	111000	5415	66002 ACCREDITATION EXPENSES	2,607	2,500	2,500	-
11000	111000	5510	66002 CONSULTANT	53,000	86,400	86,400	-
11000	111000	5710	66002 EMPLOYEES TRAVEL / CONFERENCE	2,201	2,200	2,200	-
11000	111000	5940	66002 POSTAGE, FREIGHT (SHIPPING IN)	107	150	150	-
11000	111000	6412	66002 NEW EQUIPMENT (UNDER \$5,000)	-	800	800	-
11000	111171	1490	66003 NONINSTRUCTIONAL SALARIES, OTHER	-	51,595	51,595	-
11000	111171	3120	66003 STRS BENEFITS - NONINSTRUCTIONAL	-	4,257	4,257	-
11000	111171	3320	66003 OASDI NONINSTRUCTIONAL	-	748	748	-
11000	111171	3420	66003 HEALTH - NONINSTRUCTIONAL	-	8,882	8,882	-
11000	111171	3520	66003 STATE UNEMPLOYMENT - NONINSTRUCTIONAL	-	26	26	-
11000	111171	3620	66003 WORKERS COMP - NONINSTRUCTIONAL	-	511	511	-
11000	111000	1490	22011 NONINSTRUCTIONAL SALARIES, OTHER	54,005	20,638	20,638	-
11000	111177	3110	66003 STRS BENEFITS - INSTRUCTIONAL	4,455	-	-	-
11000	111000	3120	22011 STRS BENEFITS - NONINSTRUCTIONAL	-	1,703	1,703	-
11000	111177	3310	66003 OASDI INSTRUCTIONAL	783	-	-	-
11000	111000	3320	22011 OASDI NONINSTRUCTIONAL	-	299	299	-
11000	111177	3410	66003 HEALTH - INSTRUCTIONAL	8,430	-	-	-
11000	111000	3420	22011 HEALTH - NONINSTRUCTIONAL	-	3,635	3,635	-
11000	111177	3510	66003 STATE UNEMPLOYMENT - INSTRUCTIONAL	594	-	-	-
11000	111000	3520	22011 STATE UNEMPLOYMENT - NONINSTRUCTIONAL	-	10	10	-
11000	111177	3610	66003 WORKERS COMP - INSTRUCTIONAL	507	-	-	-
11000	111000	3620	22011 WORKERS COMP - NONINSTRUCTIONAL	-	204	204	-
Total for Institutional Development:				203,561	222,407	222,407	-

*** ITS DEVELOPMENT ***

Account Number				2012/2013	2013/2014		
Fund	Organiz.	Account	Program Description	Est. Actuals	Budget	Unrestricted	Restricted
11000	112000	2110	67800 SALARY CLASS ADMIN & SUPERV	29,514	30,354	30,354	-
11000	112000	2180	67800 NONINSTRUCTION FULL BENEFIT EMPLOYEES	389,496	347,104	347,104	-
11000	112000	2180	71005 NONINSTRUCTION FULL BENEFIT EMPLOYEES	-	2,998	2,998	-
11000	112000	3220	67800 PERS BENEFITS - NONINSTRUCTIONAL	47,551	43,187	43,187	-
11000	112000	3220	71005 PERS BENEFITS - NONINSTRUCTIONAL	-	342	342	-
11000	112000	3320	67800 OASDI NONINSTRUCTIONAL	31,884	21,889	21,889	-
11000	112000	3320	71005 OASDI NONINSTRUCTIONAL	-	169	169	-
11000	112000	3420	67800 HEALTH - NONINSTRUCTIONAL	105,031	97,098	97,098	-
11000	112000	3420	71005 HEALTH - NONINSTRUCTIONAL	-	711	711	-
11000	112000	3520	67800 STATE UNEMPLOYMENT - NONINSTRUCTIONAL	4,576	710	710	-
11000	112000	3520	71005 STATE UNEMPLOYMENT - NONINSTRUCTIONAL	-	1	1	-
11000	112000	3620	67800 WORKERS COMP - NONINSTRUCTIONAL	3,908	3,694	3,694	-
11000	112000	3620	71005 WORKERS COMP - NONINSTRUCTIONAL	-	30	30	-
11000	112000	4120	67800 PROFESSIONAL BOOKS	95	100	100	-
11000	112000	4310	67800 SUPPLIES, NONINSTRUCTIONAL	22	97	97	-
11000	112000	5645	67800 ONLINE ACCESS / SERVICES	2,290	-	-	-
11000	112000	5710	67800 EMPLOYEES TRAVEL / CONFERENCE	785	2,500	2,500	-

Account Number				2012/2013	2013/2014			
Fund	Organiz.	Account	Program	Description	Est. Actuals	Budget	Unrestricted	Restricted
11000	112000	6412	67800	NEW EQUIPMENT (UNDER \$5,000)	-	4,000	4,000	-
11000	112000	6415	67800	COMPUTER EQUIPMENT	2,572	-	-	-
Total for ITS Development:					617,724	554,984	554,984	-

*** ITS OPERATIONS ***

Account Number				2012/2013	2013/2014			
Fund	Organiz.	Account	Program	Description	Est. Actuals	Budget	Unrestricted	Restricted
11000	113000	2110	67801	SALARY CLASS ADMIN & SUPERV	88,543	78,922	78,922	-
11000	113000	2110	71005	SALARY CLASS ADMIN & SUPERV	-	12,142	12,142	-
11000	113000	2180	67801	NONINSTRUCTION FULL BENEFIT EMPLOYEES	212,072	255,540	255,540	-
11000	113000	2180	71005	NONINSTRUCTION FULL BENEFIT EMPLOYEES	-	4,905	4,905	-
11000	113000	2361	67801	STUDENT WORKER SALARIES	5,698	12,000	12,000	-
11000	113000	2365	67801	STUDENTS - SUMMER	3,011	5,400	5,400	-
11000	113000	3220	67801	PERS BENEFITS - NONINSTRUCTIONAL	34,243	38,459	38,459	-
11000	113000	3220	71005	PERS BENEFITS - NONINSTRUCTIONAL	-	1,946	1,946	-
11000	113000	3320	67801	OASDI NONINSTRUCTIONAL	22,487	21,169	21,169	-
11000	113000	3320	71005	OASDI NONINSTRUCTIONAL	-	570	570	-
11000	113000	3420	67801	HEALTH - NONINSTRUCTIONAL	75,890	96,772	96,772	-
11000	113000	3420	71005	HEALTH - NONINSTRUCTIONAL	-	3,034	3,034	-
11000	113000	3520	67801	STATE UNEMPLOYMENT - NONINSTRUCTIONAL	3,243	1,737	1,737	-
11000	113000	3520	71005	STATE UNEMPLOYMENT - NONINSTRUCTIONAL	-	136	136	-
11000	113000	3620	67801	WORKERS COMP - NONINSTRUCTIONAL	2,851	3,306	3,306	-
11000	113000	3620	71005	WORKERS COMP - NONINSTRUCTIONAL	-	162	162	-
11000	113000	4310	67801	SUPPLIES, NONINSTRUCTIONAL	5,679	3,000	3,000	-
11000	113000	4311	67801	SUPPLIES, NONINSTRUCTIONAL	-	1,000	1,000	-
11000	113000	4315	67801	SUPPLIES, COMPUTER SOFTWARE	372	250	250	-
11000	113000	4316	67801	SUPPLIES, GAS, OIL	350	500	500	-
11000	113000	4318	67801	PRINTING SUPPLIES	4,471	3,500	3,500	-
11000	113000	5510	67800	CONSULTANT	27,803	7,200	7,200	-
11000	113000	5632	67801	REPAIRS, OUTSIDE WORK FOR EQUIPMENT	7,127	2,500	2,500	-
11000	113000	5641	67801	CONTRACTS	11,467	5,000	5,000	-
11000	113000	5642	67801	COMPUTER LICENSE FEES	36,751	42,000	42,000	-
11000	113000	5643	67801	CONTRACTS, COMPUTER SOFTWARE	27,181	40,000	40,000	-
11000	113000	5644	67801	CONTRACTS, COMPUTER HARDWARE	51,216	60,000	60,000	-
11000	113000	5710	67801	EMPLOYEES TRAVEL / CONFERENCE	4,947	-	-	-
11000	113000	5840	67801	UTILITIES, TELEPHONE	-	2,000	2,000	-
11000	113000	5940	67800	POSTAGE, FREIGHT	55	100	100	-
11000	113000	6411	67801	FURNITURE - UNDER \$5,000	-	1,000	1,000	-
11000	113000	6412	67801	NEW EQUIPMENT (UNDER \$5,000)	2,197	-	-	-
11000	113000	6415	67801	COMPUTER EQUIPMENT	4,751	110,000	295	109,705
Total for ITS Operations:					632,405	814,250	704,545	109,705

*** TAFT COLLEGE FOUNDATION ***

Account Number				2012/2013	2013/2014			
Fund	Organiz.	Account	Program	Description	Est. Actuals	Budget	Unrestricted	Restricted
11000	114000	2110	70999	SALARY CLASS ADMIN & SUPERV	-	102,819	102,819	-

Account Number				2012/2013	2013/2014			
Fund	Organiz.	Account	Program	Description	Est. Actuals	Budget	Unrestricted	Restricted
11000	114000	3220	70999	PERS BENEFITS - NONINSTRUCTIONAL	-	11,739	11,739	-
11000	114000	3320	70999	OASDI NONINSTRUCTIONAL	-	6,838	6,838	-
11000	114000	3420	70999	HEALTH - NONINSTRUCTIONAL	-	17,904	17,904	-
11000	114000	3520	70999	STATE UNEMPLOYMENT - NONINSTRUCTIONAL	-	1,131	1,131	-
11000	114000	3620	70999	WORKERS COMP - NONINSTRUCTIONAL	-	966	966	-
11000	114000	4310	70999	SUPPLIES, NONINSTRUCTIONAL	-	480	480	-
11000	114000	4318	70999	PRINTING SUPPLIES	931	940	940	-
11000	114000	5641	70999	CONTRACTS	480	480	480	-
11000	114000	5642	70999	COMPUTER LICENSE FEES	15,540	-	-	-
11000	114000	6415	70999	COMPUTER EQUIPMENT	150	200	200	-
Total for Taft College Foundation:					<u>17,101</u>	<u>143,497</u>	<u>143,497</u>	<u>-</u>

*** INSTITUTIONAL RESEARCH ***

Account Number				2012/2013	2013/2014			
Fund	Organiz.	Account	Program	Description	Est. Actuals	Budget	Unrestricted	Restricted
11000	120000	1210	66002	SALARIES, REGULAR TEACHING	117,673	120,805	120,805	-
11000	120000	3110	66002	STRS BENEFITS - INSTRUCTIONAL	9,708	9,966	9,966	-
11000	120000	3310	66002	OASDI INSTRUCTIONAL	1,706	1,752	1,752	-
11000	120000	3410	66002	HEALTH - INSTRUCTIONAL	16,860	17,765	17,765	-
11000	120000	3510	66002	STATE UNEMPLOYMENT - INSTRUCTIONAL	1,294	1,300	1,300	-
11000	120000	3610	66002	WORKERS COMP - INSTRUCTIONAL	1,104	1,196	1,196	-
11000	120000	4310	66002	SUPPLIES, NONINSTRUCTIONAL	290	325	325	-
11000	120000	4318	66002	PRINTING SUPPLIES	2,312	2,000	2,000	-
11000	120000	5415	66002	ACCREDITATION EXPENSES	9	-	-	-
11000	120000	5642	66002	COMPUTER LICENSE FEES	9,664	9,740	9,740	-
Total for Institutional Research:					<u>160,620</u>	<u>164,849</u>	<u>164,849</u>	<u>-</u>

*** VICE PRESIDENT OF INSTRUCTION ***

Account Number				2012/2013	2013/2014			
Fund	Organiz.	Account	Program	Description	Est. Actuals	Budget	Unrestricted	Restricted
11000	201000	1210	60100	ACAD SALARIES REG ADMIN & SUPERV	153,443	121,663	121,663	-
11000	201000	2461	60100	DIRECT INSTRUCTION - OTHER STUDENTS	-	2,560	2,560	-
11000	201000	3110	60100	STRS BENEFITS - INSTRUCTIONAL	12,659	-	-	-
11000	201000	3120	60100	STRS BENEFITS - NONINSTRUCTIONAL	-	10,037	10,037	-
11000	201000	3310	60100	OASDI INSTRUCTIONAL	2,225	-	-	-
11000	201000	3320	60100	OASDI NONINSTRUCTIONAL	-	9,307	9,307	-
11000	201000	3410	60100	HEALTH - INSTRUCTIONAL	16,860	17,904	17,904	-
11000	201000	3510	60100	STATE UNEMPLOYMENT - INSTRUCTIONAL	1,688	-	-	-
11000	201000	3520	60100	STATE UNEMPLOYMENT - NONINSTRUCTIONAL	-	61	61	-
11000	201000	3610	60100	WORKERS COMP - INSTRUCTIONAL	1,442	-	-	-
11000	201000	3620	60100	WORKERS COMP - NONINSTRUCTIONAL	-	1,204	1,204	-
11000	201000	5641	60100	CONTRACTS	157	-	-	-
Total for Vice President of Instruction:					<u>188,474</u>	<u>162,736</u>	<u>162,736</u>	<u>-</u>

Account Number				2012/2013	2013/2014			
Fund	Organiz.	Account	Program	Description	Est. Actuals	Budget	Unrestricted	Restricted

*** INSTRUCTIONAL ADMINISTRATION ***

Account Number				2012/2013	2013/2014			
Fund	Organiz.	Account	Program	Description	Est. Actuals	Budget	Unrestricted	Restricted
11000	202000	1110	15010	SALARIES, REGULAR TEACHING	-	56,302	56,302	-
11000	202000	1110	17010	SALARIES, REGULAR TEACHING	-	72,780	72,780	-
11000	202000	1110	22010	SALARIES, REGULAR TEACHING	-	70,637	70,637	-
11000	202000	1330	49303	EXTENDED DAY (OVERLOAD)	5,140	-	-	-
11000	202000	1330	49999	EXTENDED DAY (OVERLOAD)	-	366,360	366,360	-
11000	202000	1380	49999	STAFF DEVELOPMENT	3,658	-	-	-
11000	202000	1490	10020	NONINSTRUCTIONAL SALARIES, OTHER	-	1,345	1,345	-
11000	202000	1490	49303	NONINSTRUCTIONAL SALARIES, OTHER	-	-	-	-
11000	202000	1490	49999	NONINSTRUCTIONAL SALARIES, OTHER	-	23,565	23,565	-
11000	202000	1490	60100	NONINSTRUCTIONAL SALARIES, OTHER	863	-	-	-
11000	202000	1490	60300	NONINSTRUCTIONAL SALARIES, OTHER	9,361	-	-	-
11000	202000	1490	61900	NONINSTRUCTIONAL SALARIES, OTHER	-	2,086	2,086	-
11000	202000	2110	60100	SALARY CLASS ADMIN & SUPERV	55,233	58,613	58,613	-
11000	202000	2110	71005	SALARY CLASS ADMIN & SUPERV	301	-	-	-
11000	202000	2180	60100	NONINSTRUCTION FULL BENEFIT EMPLOYEES	75,553	106,966	106,966	-
11000	202000	2180	60200	NONINSTRUCTION FULL BENEFIT EMPLOYEES	118,033	67,686	67,686	-
11000	202000	2210	49999	DIRECT INSTRUCTION - FULL BENEFITS EMPLOYEES	44,444	-	-	-
11000	202000	2361	60100	STUDENT WORKER SALARIES	5,704	5,440	5,440	-
11000	202000	2370	49999	SHORT-TERM SUBSTITUTES	327	-	-	-
11000	202000	2370	60100	SHORT-TERM SUBSTITUTES	41,384	4,000	4,000	-
11000	202000	2380	60102	OVERTIME	-	5,000	5,000	-
11000	202000	2461	60100	DIRECT INSTRUCTION - OTHER STUDENTS	-	35,401	35,401	-
11000	202000	2465	60100	DIRECT INSTRUCTION - STUDENTS SUMMER	-	2,880	2,880	-
11000	202000	3110	15010	STRS BENEFITS - INSTRUCTIONAL	-	4,645	4,645	-
11000	202000	3110	17010	STRS BENEFITS - INSTRUCTIONAL	-	6,004	6,004	-
11000	202000	3110	22010	STRS BENEFITS - INSTRUCTIONAL	-	5,828	5,828	-
11000	202000	3110	49999	STRS BENEFITS - INSTRUCTIONAL	202	58,120	58,120	-
11000	202000	3110	60100	STRS BENEFITS - INSTRUCTIONAL	71	-	-	-
11000	202000	3110	60300	STRS BENEFITS - INSTRUCTIONAL	772	-	-	-
11000	202000	3120	10020	STRS BENEFITS - NONINSTRUCTIONAL	-	111	111	-
11000	202000	3120	49999	STRS BENEFITS - NONINSTRUCTIONAL	-	1,944	1,944	-
11000	202000	3120	61900	STRS BENEFITS - NONINSTRUCTIONAL	-	172	172	-
11000	202000	3210	60102	PERS BENEFITS - INSTRUCTIONAL	-	571	571	-
11000	202000	3220	49999	PERS BENEFITS - NONINSTRUCTIONAL	5,074	-	-	-
11000	202000	3220	60100	PERS BENEFITS - NONINSTRUCTIONAL	19,657	19,361	19,361	-
11000	202000	3220	60200	PERS BENEFITS - NONINSTRUCTIONAL	13,476	7,728	7,728	-
11000	202000	3220	71005	PERS BENEFITS - NONINSTRUCTIONAL	34	-	-	-
11000	202000	3310	15010	OASDI INSTRUCTIONAL	-	816	816	-
11000	202000	3310	17010	OASDI INSTRUCTIONAL	-	1,055	1,055	-
11000	202000	3310	22010	OASDI INSTRUCTIONAL	-	1,024	1,024	-
11000	202000	3310	49999	OASDI INSTRUCTIONAL	53	10,215	10,215	-
11000	202000	3310	60100	OASDI INSTRUCTIONAL	13	-	-	-
11000	202000	3310	60300	OASDI INSTRUCTIONAL	136	-	-	-
11000	202000	3320	10020	OASDI NONINSTRUCTIONAL	-	20	20	-
11000	202000	3320	49999	OASDI NONINSTRUCTIONAL	3,425	342	342	-
11000	202000	3320	60100	OASDI NONINSTRUCTIONAL	13,185	12,973	12,973	-
11000	202000	3320	60102	OASDI NONINSTRUCTIONAL	-	383	383	-
11000	202000	3320	60200	OASDI NONINSTRUCTIONAL	9,035	5,178	5,178	-

Account Number				2012/2013	2013/2014		
Fund	Organiz.	Account	Program Description	Est. Actuals	Budget	Unrestricted	Restricted
11000	202000	3320	61900 OASDI NONINSTRUCTIONAL	-	30	30	-
11000	202000	3320	71005 OASDI NONINSTRUCTIONAL	23	-	-	-
11000	202000	3410	15010 HEALTH - INSTRUCTIONAL	-	17,904	17,904	-
11000	202000	3410	17010 HEALTH - INSTRUCTIONAL	-	17,904	17,904	-
11000	202000	3410	22010 HEALTH - INSTRUCTIONAL	-	17,904	17,904	-
11000	202000	3410	60300 HEALTH - INSTRUCTIONAL	1,968	-	-	-
11000	202000	3420	49999 HEALTH - NONINSTRUCTIONAL	16,860	-	-	-
11000	202000	3420	60100 HEALTH - NONINSTRUCTIONAL	65,463	62,663	62,663	-
11000	202000	3420	60200 HEALTH - NONINSTRUCTIONAL	33,531	17,904	17,904	-
11000	202000	3420	61900 HEALTH - NONINSTRUCTIONAL	-	3,635	3,635	-
11000	202000	3420	71005 HEALTH - NONINSTRUCTIONAL	93	-	-	-
11000	202000	3510	15010 STATE UNEMPLOYMENT - INSTRUCTIONAL	-	28	28	-
11000	202000	3510	49999 STATE UNEMPLOYMENT - INSTRUCTIONAL	40	352	352	-
11000	202000	3510	60100 STATE UNEMPLOYMENT - INSTRUCTIONAL	10	-	-	-
11000	202000	3510	60300 STATE UNEMPLOYMENT - INSTRUCTIONAL	101	-	-	-
11000	202000	3520	10020 STATE UNEMPLOYMENT - NONINSTRUCTIONAL	-	1	1	-
11000	202000	3520	49999 STATE UNEMPLOYMENT - NONINSTRUCTIONAL	489	12	12	-
11000	202000	3520	60100 STATE UNEMPLOYMENT - NONINSTRUCTIONAL	1,894	85	85	-
11000	202000	3520	60102 STATE UNEMPLOYMENT - NONINSTRUCTIONAL	-	3	3	-
11000	202000	3520	60200 STATE UNEMPLOYMENT - NONINSTRUCTIONAL	1,298	34	34	-
11000	202000	3520	61900 STATE UNEMPLOYMENT - NONINSTRUCTIONAL	-	1	1	-
11000	202000	3520	71005 STATE UNEMPLOYMENT - NONINSTRUCTIONAL	3	-	-	-
11000	202000	3610	15010 WORKERS COMP - INSTRUCTIONAL	-	557	557	-
11000	202000	3610	17010 WORKERS COMP - INSTRUCTIONAL	-	721	721	-
11000	202000	3610	22010 WORKERS COMP - INSTRUCTIONAL	-	699	699	-
11000	202000	3610	49999 WORKERS COMP - INSTRUCTIONAL	34	6,974	6,974	-
11000	202000	3610	60100 WORKERS COMP - INSTRUCTIONAL	8	-	-	-
11000	202000	3610	60300 WORKERS COMP - INSTRUCTIONAL	86	-	-	-
11000	202000	3620	10020 WORKERS COMP - NONINSTRUCTIONAL	-	13	13	-
11000	202000	3620	49999 WORKERS COMP - NONINSTRUCTIONAL	424	233	233	-
11000	202000	3620	60100 WORKERS COMP - NONINSTRUCTIONAL	1,671	1,679	1,679	-
11000	202000	3620	60102 WORKERS COMP - NONINSTRUCTIONAL	-	50	50	-
11000	202000	3620	60200 WORKERS COMP - NONINSTRUCTIONAL	1,109	670	670	-
11000	202000	3620	61900 WORKERS COMP - NONINSTRUCTIONAL	-	21	21	-
11000	202000	3620	71005 WORKERS COMP - NONINSTRUCTIONAL	3	-	-	-
11000	202000	4210	60100 MAGAZINES	-	100	100	-
11000	202000	4310	60100 SUPPLIES, NONINSTRUCTIONAL	4,302	16,165	16,165	-
11000	202000	4311	60100 SUPPLIES, INSTRUCTIONAL	6	12,500	12,500	-
11000	202000	4312	60100 SUPPLIES FOR EQUIP. REPAIR	-	10,000	10,000	-
11000	202000	4315	60100 COMPUTER SOFTWARE	6,410	6,000	6,000	-
11000	202000	4317	60100 REMODELING SUPPLIES	-	10,000	10,000	-
11000	202000	4318	60100 PRINTING SUPPLIES	7,464	2,000	2,000	-
11000	202000	4318	60200 PRINTING SUPPLIES	124	-	-	-
11000	202000	4320	60100 OTHER SUPPLIES	79	-	-	-
11000	202000	4410	60100 FOOD SUPPLIES	866	4,000	4,000	-
11000	202000	5210	60100 DUES AND MEMBERSHIPS	-	8,500	8,500	-
11000	202000	5510	60100 CONSULTANT	-	30,000	30,000	-
11000	202000	5610	09560 RENTS & LEASES	-	3,000	3,000	-
11000	202000	5611	60100 LAND & BUILDINGS	4,000	-	-	-
11000	202000	5631	60100 OUTSIDE WORK FOR BUILDINGS	1,000	-	-	-
11000	202000	5632	60100 OUTSIDE WORK FOR EQUIPMENT	641	5,000	5,000	-
11000	202000	5641	60100 CONTRACTS	621	18,217	18,217	-

Account Number					2012/2013	2013/2014		
Fund	Organiz.	Account	Program	Description	Est. Actuals	Budget	Unrestricted	Restricted
11000	202000	5642	60100	COMPUTER LICENSE FEES	8,585	23,781	23,781	-
11000	202000	5643	60100	COMPUTER SOFTWARE	-	8,860	8,860	-
11000	202000	5710	60100	EMPLOYEES TRAVEL / CONFERENCE	479	7,000	7,000	-
11000	202000	5840	60100	UTILITIES: TELEPHONE	-	1,000	1,000	-
11000	202000	5940	15010	POSTAGE, FREIGHT (SHIPPING IN)	38	-	-	-
11000	202000	5940	60100	POSTAGE, FREIGHT (SHIPPING IN)	166	1,000	1,000	-
11000	202000	5990	60100	OTHER SERVICES	-	2,150	2,150	-
11000	202002	2180	60200	NONINSTRUCTION FULL BENEFIT EMPLOYEES	-	62,048	62,048	-
11000	202002	2210	49999	DIRECT INSTRUCTION - FULL BENEFITS EMPLOYEES	-	45,732	45,732	-
11000	202002	3210	49999	PERS BENEFITS - INSTRUCTIONAL	-	5,221	5,221	-
11000	202002	3220	60200	PERS BENEFITS - NONINSTRUCTIONAL	-	7,084	7,084	-
11000	202002	3310	49999	OASDI INSTRUCTIONAL	-	663	663	-
11000	202002	3320	49999	OASDI NONINSTRUCTIONAL	-	3,498	3,498	-
11000	202002	3320	60200	OASDI NONINSTRUCTIONAL	-	4,747	4,747	-
11000	202002	3410	49999	HEALTH - INSTRUCTIONAL	-	17,904	17,904	-
11000	202002	3420	60200	HEALTH - NONINSTRUCTIONAL	-	17,904	17,904	-
11000	202002	3510	49999	STATE UNEMPLOYMENT - INSTRUCTIONAL	-	23	23	-
11000	202002	3520	60200	STATE UNEMPLOYMENT - NONINSTRUCTIONAL	-	31	31	-
11000	202002	3610	49999	WORKERS COMP - INSTRUCTIONAL	-	453	453	-
11000	202002	3620	49999	WORKERS COMP - NONINSTRUCTIONAL	-	453	453	-
11000	202002	3620	60200	WORKERS COMP - NONINSTRUCTIONAL	-	614	614	-
11000	202002	4310	60200	SUPPLIES, NONINSTRUCTIONAL	86	1,000	1,000	-
11000	202002	4310	60300	SUPPLIES, NONINSTRUCTIONAL	30	-	-	-
11000	202002	4311	60200	SUPPLIES, INSTRUCTIONAL	-	7,500	7,500	-
11000	202002	4311	60300	SUPPLIES, INSTRUCTIONAL	301	-	-	-
11000	202002	4314	60200	VIDEO TAPES	-	1,000	1,000	-
11000	202002	4315	60200	COMPUTER SOFTWARE	-	800	800	-
11000	202002	4316	60200	GAS, OIL	271	500	500	-
11000	202002	4318	60200	PRINTING SUPPLIES	1,206	600	600	-
11000	202002	5210	60200	DUES AND MEMBERSHIPS	-	200	200	-
11000	202002	5632	60200	OUTSIDE WORK FOR EQUIPMENT	-	2,500	2,500	-
11000	202002	5642	60200	COMPUTER LICENSE FEES	6,971	48,500	48,500	-
11000	202002	5643	60200	COMPUTER SOFTWARE	-	1,000	1,000	-
11000	202002	5644	60200	COMPUTER HARDWARE	-	800	800	-
11000	202002	5710	60200	EMPLOYEES TRAVEL / CONFERENCE	20	-	-	-
11000	202002	5840	60200	UTILITIES: TELEPHONE	-	1,000	1,000	-
11000	202002	5940	60200	POSTAGE, FREIGHT (SHIPPING IN)	-	500	500	-
11000	202002	6412	60200	EQUIPMENT - UNDER \$5,000	-	3,500	3,500	-
11000	202004	1310	49999	CONTINUING EDUCATION (EVENING OR DAY)	-	751,403	751,403	-
11000	202004	1320	49999	SUMMER SESSION	-	369,033	369,033	-
11000	202004	1330	49999	EXTENDED DAY (OVERLOAD)	-	255,750	255,750	-
11000	202004	1340	49999	SUBSTITUTES (INCLUDES MASTER TEACHER SUBS)	-	15,500	15,500	-
11000	202004	1380	49999	STAFF DEVELOPMENT	-	51,456	51,456	-
11000	202004	1385	49999	OFFICE HOURS	-	157,927	157,927	-
11000	202004	1490	60100	NONINSTRUCTIONAL SALARIES, OTHER	-	5,000	5,000	-
11000	202004	3110	49999	STRS BENEFITS - INSTRUCTIONAL	-	152,572	152,572	-
11000	202004	3120	60100	STRS BENEFITS - NONINSTRUCTIONAL	-	413	413	-
11000	202004	3310	49999	OASDI INSTRUCTIONAL	-	26,816	26,816	-
11000	202004	3320	60100	OASDI NONINSTRUCTIONAL	-	383	383	-
11000	202004	3510	49999	STATE UNEMPLOYMENT - INSTRUCTIONAL	-	925	925	-
11000	202004	3520	49999	STATE UNEMPLOYMENT - NONINSTRUCTIONAL	-	112	112	-
11000	202004	3520	60100	STATE UNEMPLOYMENT - NONINSTRUCTIONAL	-	3	3	-

Account Number				2012/2013	2013/2014		
Fund	Organiz.	Account	Program Description	Est. Actuals	Budget	Unrestricted	Restricted
11000	202004	3610	49999 WORKERS COMP - INSTRUCTIONAL	-	18,309	18,309	-
11000	202004	3620	60100 WORKERS COMP - NONINSTRUCTIONAL	-	50	50	-
11000	202004	5980	15010 PHYSICAL EXAMS	40	-	-	-
11000	202004	5990	04010 OTHER SERVICES	61	-	-	-
11000	202004	5990	15010 OTHER SERVICES	240	-	-	-
11000	202004	5990	22050 OTHER SERVICES	61	-	-	-
11000	202004	5990	49308 OTHER SERVICES	61	-	-	-
11000	202008	4310	60300 SUPPLIES, NONINSTRUCTIONAL	-	100	100	-
11000	202008	4410	60300 FOOD SUPPLIES	1,260	1,600	1,600	-
11000	202008	5710	60300 EMPLOYEES TRAVEL / CONFERENCE	2,607	5,000	5,000	-
11000	202011	2361	60103 STUDENT WORKER SALARIES	-	1,360	1,360	-
11000	202011	4310	60103 SUPPLIES, NONINSTRUCTIONAL	-	1,300	1,300	-
11000	202011	4311	05143 SUPPLIES, INSTRUCTIONAL	-	500	500	-
11000	202011	4311	60103 SUPPLIES, INSTRUCTIONAL	-	4,600	4,600	-
11000	202011	4318	60103 PRINTING SUPPLIES	169	5,000	5,000	-
11000	202011	4410	60103 FOOD SUPPLIES	398	900	900	-
11000	202011	5710	60103 EMPLOYEES TRAVEL / CONFERENCE	33	2,000	2,000	-
11000	202011	5970	60103 ADVERTISING	-	2,500	2,500	-
11000	202011	6412	60103 EQUIPMENT - UNDER \$5,000	-	1,500	1,500	-
11000	202012	4318	60103 PRINTING SUPPLIES	189	-	-	-
11000	202012	4410	60103 FOOD SUPPLIES	228	-	-	-
11000	202111	1330	49301 EXTENDED DAY (OVERLOAD)	1,363	-	-	-
11000	202111	3110	49301 STRS BENEFITS -INSTRUCTIONAL	112	-	-	-
11000	202111	3310	49301 OASDI INSTRUCTIONAL	20	-	-	-
11000	202111	3510	49301 STATE UNEMPLOYMENT - INSTRUCTIONAL	15	-	-	-
11000	202111	3610	49301 WORKERS COMP - INSTRUCTIONAL	13	-	-	-
11000	202150	1110	22010 SALARIES, REGULAR TEACHING	83,555	-	-	-
11000	202150	1310	08370 CONTINUING EDUCATION (EVENING OR DAY)	8,187	-	-	-
11000	202150	1310	22010 CONTINUING EDUCATION (EVENING OR DAY)	7,368	-	-	-
11000	202150	3310	22010 OASDI INSTRUCTIONAL	107	-	-	-
11000	202150	3410	22010 HEALTH - INSTRUCTIONAL	14,977	-	-	-
11000	202150	1110	22050 SALARIES, REGULAR TEACHING	-	82,477	82,477	-
11000	202150	3110	22050 STRS BENEFITS -INSTRUCTIONAL	-	6,804	6,804	-
11000	202150	3310	22050 OASDI INSTRUCTIONAL	-	1,196	1,196	-
11000	202150	3410	22050 HEALTH - INSTRUCTIONAL	-	17,904	17,904	-
11000	202150	3510	22050 STATE UNEMPLOYMENT - INSTRUCTIONAL	-	41	41	-
11000	202150	3610	22050 WORKERS COMP - INSTRUCTIONAL	-	817	817	-
11000	202151	1110	05140 SALARIES, REGULAR TEACHING	-	27,242	27,242	-
11000	202151	1490	49999 NONINSTRUCTIONAL SALARIES, OTHER	-	24,765	24,765	-
11000	202151	3110	05140 STRS BENEFITS -INSTRUCTIONAL	-	2,247	2,247	-
11000	202151	3120	49999 STRS BENEFITS - NONINSTRUCTIONAL	-	2,043	2,043	-
11000	202151	3310	05140 OASDI INSTRUCTIONAL	-	395	395	-
11000	202151	3320	49999 OASDI NONINSTRUCTIONAL	-	359	359	-
11000	202151	3410	05140 HEALTH - INSTRUCTIONAL	-	3,939	3,939	-
11000	202151	3410	49999 HEALTH - INSTRUCTIONAL	-	3,581	3,581	-
11000	202151	3510	05140 STATE UNEMPLOYMENT - INSTRUCTIONAL	-	14	14	-
11000	202151	3520	49999 STATE UNEMPLOYMENT - NONINSTRUCTIONAL	-	12	12	-
11000	202151	3610	05140 WORKERS COMP - INSTRUCTIONAL	-	270	270	-
11000	202151	3620	49999 WORKERS COMP - NONINSTRUCTIONAL	-	245	245	-
11000	202152	1110	13051 SALARIES, REGULAR TEACHING	-	79,287	79,287	-
11000	202152	3110	13051 STRS BENEFITS -INSTRUCTIONAL	-	6,541	6,541	-
11000	202152	3310	13051 OASDI INSTRUCTIONAL	-	1,150	1,150	-

Account Number				2012/2013	2013/2014		
Fund	Organiz.	Account	Program Description	Est. Actuals	Budget	Unrestricted	Restricted
11000	202152	3410	13051 HEALTH - INSTRUCTIONAL	-	17,904	17,904	-
11000	202152	3510	13051 STATE UNEMPLOYMENT - INSTRUCTIONAL	-	40	40	-
11000	202152	3610	13051 WORKERS COMP - INSTRUCTIONAL	-	785	785	-
11000	202153	1110	22010 SALARIES, REGULAR TEACHING	75,222	74,517	74,517	-
11000	202153	1340	22010 SUBSTITUTES (INCLUDES MASTER TEACHER SUBS)	149	-	-	-
11000	202153	3110	22010 STRS BENEFITS -INSTRUCTIONAL	6,218	6,148	6,148	-
11000	202153	3310	22010 OASDI INSTRUCTIONAL	1,093	1,081	1,081	-
11000	202153	3410	22010 HEALTH - INSTRUCTIONAL	14,974	17,904	17,904	-
11000	202153	3510	22010 STATE UNEMPLOYMENT - INSTRUCTIONAL	829	-	-	-
11000	202153	3610	22010 WORKERS COMP - INSTRUCTIONAL	708	738	738	-
11000	202155	1110	16010 SALARIES, REGULAR TEACHING	-	5,724	5,724	-
11000	202155	1210	49010 ADMINISTRATORS & SUPERVISORS	-	76,297	76,297	-
11000	202155	3110	16010 STRS BENEFITS -INSTRUCTIONAL	-	472	472	-
11000	202155	3120	49010 STRS BENEFITS - NONINSTRUCTIONAL	-	6,294	6,294	-
11000	202155	3310	16010 OASDI INSTRUCTIONAL	-	83	83	-
11000	202155	3320	49010 OASDI NONINSTRUCTIONAL	-	5,837	5,837	-
11000	202155	3410	16010 HEALTH - INSTRUCTIONAL	-	1,253	1,253	-
11000	202155	3420	49010 HEALTH - NONINSTRUCTIONAL	-	16,704	16,704	-
11000	202155	3520	49010 STATE UNEMPLOYMENT - NONINSTRUCTIONAL	-	38	38	-
11000	202155	3610	16010 WORKERS COMP - INSTRUCTIONAL	-	57	57	-
11000	202155	3620	49010 WORKERS COMP - NONINSTRUCTIONAL	-	755	755	-
11000	202159	1110	15010 SALARIES, REGULAR TEACHING	-	85,981	85,981	-
11000	202159	1490	49999 NONINSTRUCTIONAL SALARIES, OTHER	-	9,553	9,553	-
11000	202159	3110	15010 STRS BENEFITS -INSTRUCTIONAL	-	7,093	7,093	-
11000	202159	3120	49999 STRS BENEFITS - NONINSTRUCTIONAL	-	788	788	-
11000	202159	3310	15010 OASDI INSTRUCTIONAL	-	1,247	1,247	-
11000	202159	3320	49999 OASDI NONINSTRUCTIONAL	-	731	731	-
11000	202159	3410	15010 HEALTH - INSTRUCTIONAL	-	16,113	16,113	-
11000	202159	3420	49999 HEALTH - NONINSTRUCTIONAL	-	1,790	1,790	-
11000	202159	3510	15010 STATE UNEMPLOYMENT - INSTRUCTIONAL	-	43	43	-
11000	202159	3520	49999 STATE UNEMPLOYMENT - NONINSTRUCTIONAL	-	5	5	-
11000	202159	3610	15010 WORKERS COMP - INSTRUCTIONAL	-	851	851	-
11000	202159	3620	49999 WORKERS COMP - NONINSTRUCTIONAL	-	95	95	-
11000	202160	1110	12042 SALARIES, REGULAR TEACHING	-	91,476	91,476	-
11000	202160	3110	12042 STRS BENEFITS -INSTRUCTIONAL	-	7,547	7,547	-
11000	202160	3310	12042 OASDI INSTRUCTIONAL	-	1,326	1,326	-
11000	202160	3410	12042 HEALTH - INSTRUCTIONAL	-	17,904	17,904	-
11000	202160	3510	12042 STATE UNEMPLOYMENT - INSTRUCTIONAL	-	5	5	-
11000	202160	3610	12042 WORKERS COMP - INSTRUCTIONAL	-	906	906	-
11000	202161	1110	15010 SALARIES, REGULAR TEACHING	-	106,677	106,677	-
11000	202161	3110	15010 STRS BENEFITS -INSTRUCTIONAL	-	8,801	8,801	-
11000	202161	3310	15010 OASDI INSTRUCTIONAL	-	1,547	1,547	-
11000	202161	3410	15010 HEALTH - INSTRUCTIONAL	-	17,904	17,904	-
11000	202161	3510	15010 STATE UNEMPLOYMENT - INSTRUCTIONAL	-	53	53	-
11000	202161	3610	15010 WORKERS COMP - INSTRUCTIONAL	-	1,056	1,056	-
11000	202162	1110	15010 SALARIES, REGULAR TEACHING	-	90,631	90,631	-
11000	202162	3110	15010 STRS BENEFITS -INSTRUCTIONAL	-	7,477	7,477	-
11000	202162	3310	15010 OASDI INSTRUCTIONAL	-	1,314	1,314	-
11000	202162	3410	15010 HEALTH - INSTRUCTIONAL	-	17,904	17,904	-
11000	202162	3510	15010 STATE UNEMPLOYMENT - INSTRUCTIONAL	-	45	45	-
11000	202162	3610	15010 WORKERS COMP - INSTRUCTIONAL	-	897	897	-
11000	202163	1110	15010 SALARIES, REGULAR TEACHING	-	76,634	76,634	-

Account Number				2012/2013	2013/2014	Unrestricted	Restricted
Fund	Organiz.	Account	Program Description	Est. Actuals	Budget		
11000	202163	3110	15010 STRS BENEFITS -INSTRUCTIONAL	-	6,322	6,322	-
11000	202163	3310	15010 OASDI INSTRUCTIONAL	-	1,111	1,111	-
11000	202163	3410	15010 HEALTH - INSTRUCTIONAL	-	17,904	17,904	-
11000	202163	3510	15010 STATE UNEMPLOYMENT - INSTRUCTIONAL	-	38	38	-
11000	202163	3610	15010 WORKERS COMP - INSTRUCTIONAL	-	759	759	-
11000	202164	1110	07060 SALARIES, REGULAR TEACHING	-	10,668	10,668	-
11000	202164	1110	12042 SALARIES, REGULAR TEACHING	-	10,668	10,668	-
11000	202164	1110	15010 SALARIES, REGULAR TEACHING	-	85,342	85,342	-
11000	202164	3110	07060 STRS BENEFITS -INSTRUCTIONAL	-	880	880	-
11000	202164	3110	12042 STRS BENEFITS -INSTRUCTIONAL	-	880	880	-
11000	202164	3110	15010 STRS BENEFITS -INSTRUCTIONAL	-	7,041	7,041	-
11000	202164	3310	07060 OASDI INSTRUCTIONAL	-	155	155	-
11000	202164	3310	12042 OASDI INSTRUCTIONAL	-	155	155	-
11000	202164	3310	15010 OASDI INSTRUCTIONAL	-	1,237	1,237	-
11000	202164	3410	07060 HEALTH - INSTRUCTIONAL	-	1,818	1,818	-
11000	202164	3410	12042 HEALTH - INSTRUCTIONAL	-	1,818	1,818	-
11000	202164	3410	15010 HEALTH - INSTRUCTIONAL	-	14,541	14,541	-
11000	202164	3510	07060 STATE UNEMPLOYMENT - INSTRUCTIONAL	-	172	172	-
11000	202164	3510	12042 STATE UNEMPLOYMENT - INSTRUCTIONAL	-	172	172	-
11000	202164	3510	15010 STATE UNEMPLOYMENT - INSTRUCTIONAL	-	1,374	1,374	-
11000	202164	3610	07060 WORKERS COMP - INSTRUCTIONAL	-	106	106	-
11000	202164	3610	12042 WORKERS COMP - INSTRUCTIONAL	-	106	106	-
11000	202164	3610	15010 WORKERS COMP - INSTRUCTIONAL	-	845	845	-
11000	202165	1490	49309 NONINSTRUCTIONAL SALARIES, OTHER	-	89,854	89,854	-
11000	202165	1490	49999 NONINSTRUCTIONAL SALARIES, OTHER	-	6,412	6,412	-
11000	202165	3120	49309 STRS BENEFITS - NONINSTRUCTIONAL	-	7,413	7,413	-
11000	202165	3120	49999 STRS BENEFITS - NONINSTRUCTIONAL	-	529	529	-
11000	202165	3320	49309 OASDI NONINSTRUCTIONAL	-	6,874	6,874	-
11000	202165	3320	49999 OASDI NONINSTRUCTIONAL	-	491	491	-
11000	202165	3420	49309 HEALTH - NONINSTRUCTIONAL	-	16,710	16,710	-
11000	202165	3420	49999 HEALTH - NONINSTRUCTIONAL	-	1,192	1,192	-
11000	202165	3520	49309 STATE UNEMPLOYMENT - NONINSTRUCTIONAL	-	45	45	-
11000	202165	3520	49999 STATE UNEMPLOYMENT - NONINSTRUCTIONAL	-	3	3	-
11000	202165	3620	49309 WORKERS COMP - NONINSTRUCTIONAL	-	890	890	-
11000	202165	3620	49999 WORKERS COMP - NONINSTRUCTIONAL	-	63	63	-
11000	202165	1490	60200 NONINSTRUCTIONAL SALARIES, OTHER	4,779	-	-	-
11000	202165	3110	60200 STRS BENEFITS -INSTRUCTIONAL	394	-	-	-
11000	202165	3310	60200 OASDI INSTRUCTIONAL	69	-	-	-
11000	202165	3510	60200 STATE UNEMPLOYMENT - INSTRUCTIONAL	52	-	-	-
11000	202165	3610	60200 WORKERS COMP - INSTRUCTIONAL	45	-	-	-
11000	202168	1110	04010 SALARIES, REGULAR TEACHING	-	76,588	76,588	-
11000	202168	1490	49999 NONINSTRUCTIONAL SALARIES, OTHER	-	19,147	19,147	-
11000	202168	3110	04010 STRS BENEFITS -INSTRUCTIONAL	-	6,319	6,319	-
11000	202168	3120	49999 STRS BENEFITS -NONINSTRUCTIONAL	-	1,580	1,580	-
11000	202168	3310	04010 OASDI NONINSTRUCTIONAL	-	1,111	1,111	-
11000	202168	3320	49999 OASDI NONINSTRUCTIONAL	-	1,465	1,465	-
11000	202168	3410	04010 HEALTH - INSTRUCTIONAL	-	14,323	14,323	-
11000	202168	3420	49999 HEALTH - NONINSTRUCTIONAL	-	3,581	3,581	-
11000	202168	3510	04010 STATE UNEMPLOYMENT - INSTRUCTIONAL	-	38	38	-
11000	202168	3520	49999 STATE UNEMPLOYMENT - NONINSTRUCTIONAL	-	10	10	-
11000	202168	3610	04010 WORKERS COMP - INSTRUCTIONAL	-	758	758	-
11000	202168	3620	49999 WORKERS COMP - NONINSTRUCTIONAL	-	190	190	-

Account Number				2012/2013	2013/2014		
Fund	Organiz.	Account	Program Description	Est. Actuals	Budget	Unrestricted	Restricted
11000	202168	1490	60100 NONINSTRUCTIONAL SALARIES, OTHER	120	-	-	-
11000	202168	3110	60100 STRS BENEFITS -INSTRUCTIONAL	10	-	-	-
11000	202168	3310	60100 OASDI INSTRUCTIONAL	2	-	-	-
11000	202168	3510	60100 STATE UNEMPLOYMENT - INSTRUCTIONAL	1	-	-	-
11000	202168	3610	60100 WORKERS COMP - INSTRUCTIONAL	1	-	-	-
11000	202169	1110	06020 SALARIES, REGULAR TEACHING	-	41,276	41,276	-
11000	202169	1110	15060 SALARIES, REGULAR TEACHING	-	61,913	61,913	-
11000	202169	3110	06020 STRS BENEFITS -INSTRUCTIONAL	-	3,405	3,405	-
11000	202169	3110	15060 STRS BENEFITS -INSTRUCTIONAL	-	5,108	5,108	-
11000	202169	3310	06020 OASDI NONINSTRUCTIONAL	-	598	598	-
11000	202169	3310	15060 OASDI NONINSTRUCTIONAL	-	898	898	-
11000	202169	3410	06020 HEALTH - INSTRUCTIONAL	-	7,161	7,161	-
11000	202169	3410	15060 HEALTH - INSTRUCTIONAL	-	10,742	10,742	-
11000	202169	3510	06020 STATE UNEMPLOYMENT - INSTRUCTIONAL	-	21	21	-
11000	202169	3510	15060 STATE UNEMPLOYMENT - INSTRUCTIONAL	-	31	31	-
11000	202169	3610	06020 WORKERS COMP - INSTRUCTIONAL	-	409	409	-
11000	202169	3610	15060 WORKERS COMP - INSTRUCTIONAL	-	613	613	-
11000	202171	1490	22010 NONINSTRUCTIONAL SALARIES, OTHER	401	-	-	-
11000	202171	1490	49999 NONINSTRUCTIONAL SALARIES, OTHER	3,414	-	-	-
11000	202171	3110	49999 STRS BENEFITS -INSTRUCTIONAL	282	-	-	-
11000	202171	3310	49999 OASDI INSTRUCTIONAL	49	-	-	-
11000	202171	3510	49999 STATE UNEMPLOYMENT - INSTRUCTIONAL	38	-	-	-
11000	202171	3610	49999 WORKERS COMP - INSTRUCTIONAL	32	-	-	-
11000	202174	1110	17010 SALARIES, REGULAR TEACHING	-	103,189	103,189	-
11000	202174	3110	17010 STRS BENEFITS -INSTRUCTIONAL	-	8,513	8,513	-
11000	202174	3310	17010 OASDI INSTRUCTIONAL	-	1,496	1,496	-
11000	202174	3410	17010 HEALTH - INSTRUCTIONAL	-	17,904	17,904	-
11000	202174	3510	17010 STATE UNEMPLOYMENT - INSTRUCTIONAL	-	52	52	-
11000	202174	3610	17010 WORKERS COMP - INSTRUCTIONAL	-	1,022	1,022	-
11000	202176	1110	04010 SALARIES, REGULAR TEACHING	-	113,508	113,508	-
11000	202176	3110	04010 STRS BENEFITS -INSTRUCTIONAL	-	9,364	9,364	-
11000	202176	3310	04010 OASDI INSTRUCTIONAL	-	1,646	1,646	-
11000	202176	3410	04010 HEALTH - INSTRUCTIONAL	-	17,904	17,904	-
11000	202176	3510	04010 STATE UNEMPLOYMENT - INSTRUCTIONAL	-	57	57	-
11000	202176	3610	04010 WORKERS COMP - INSTRUCTIONAL	-	1,124	1,124	-
11000	202177	1110	17010 SALARIES, REGULAR TEACHING	-	82,551	82,551	-
11000	202177	3110	17010 STRS BENEFITS -INSTRUCTIONAL	-	6,810	6,810	-
11000	202177	3310	17010 OASDI INSTRUCTIONAL	-	1,197	1,197	-
11000	202177	3410	17010 HEALTH - INSTRUCTIONAL	-	14,323	14,323	-
11000	202177	3510	17010 STATE UNEMPLOYMENT - INSTRUCTIONAL	-	41	41	-
11000	202177	3610	17010 WORKERS COMP - INSTRUCTIONAL	-	817	817	-
11000	202178	1110	49308 SALARIES, REGULAR TEACHING	-	61,027	61,027	-
11000	202178	3120	49308 STRS BENEFITS -NONINSTRUCTIONAL	-	5,035	5,035	-
11000	202178	3320	49308 OASDI NONINSTRUCTIONAL	-	1,173	1,173	-
11000	202178	3420	49308 HEALTH - NONINSTRUCTIONAL	-	13,129	13,129	-
11000	202178	3520	49308 STATE UNEMPLOYMENT - NONINSTRUCTIONAL	-	31	31	-
11000	202178	3620	49308 WORKERS COMP - NONINSTRUCTIONAL	-	604	604	-
11000	202179	1110	08350 SALARIES, REGULAR TEACHING	-	41,276	41,276	-
11000	202179	1110	08370 SALARIES, REGULAR TEACHING	-	61,913	61,913	-
11000	202179	3110	08350 STRS BENEFITS -INSTRUCTIONAL	-	3,405	3,405	-
11000	202179	3110	08370 STRS BENEFITS -INSTRUCTIONAL	-	5,108	5,108	-
11000	202179	3310	08350 OASDI INSTRUCTIONAL	-	598	598	-

Account Number				2012/2013	2013/2014			
Fund	Organiz.	Account	Program	Description	Est. Actuals	Budget	Unrestricted	Restricted
11000	202179	3310	08370	OASDI INSTRUCTIONAL	-	898	898	-
11000	202179	3410	08350	HEALTH - INSTRUCTIONAL	-	7,161	7,161	-
11000	202179	3410	08370	HEALTH - INSTRUCTIONAL	-	10,742	10,742	-
11000	202179	3510	08350	STATE UNEMPLOYMENT - INSTRUCTIONAL	-	21	21	-
11000	202179	3510	08370	STATE UNEMPLOYMENT - INSTRUCTIONAL	-	31	31	-
11000	202179	3610	08350	WORKERS COMP - INSTRUCTIONAL	-	409	409	-
11000	202179	3610	08370	WORKERS COMP - INSTRUCTIONAL	-	613	613	-
11000	202181	1110	11050	SALARIES, REGULAR TEACHING	-	97,763	97,763	-
11000	202181	3110	11050	STRS BENEFITS -INSTRUCTIONAL	-	8,065	8,065	-
11000	202181	3310	11050	OASDI INSTRUCTIONAL	-	1,418	1,418	-
11000	202181	3410	11050	HEALTH - INSTRUCTIONAL	-	17,904	17,904	-
11000	202181	3510	11050	STATE UNEMPLOYMENT - INSTRUCTIONAL	-	49	49	-
11000	202181	3610	11050	WORKERS COMP - INSTRUCTIONAL	-	968	968	-
11000	202182	1110	17010	SALARIES, REGULAR TEACHING	-	95,534	95,534	-
11000	202182	3110	17010	STRS BENEFITS -INSTRUCTIONAL	-	7,882	7,882	-
11000	202182	3310	17010	OASDI INSTRUCTIONAL	-	1,385	1,385	-
11000	202182	3410	17010	HEALTH - INSTRUCTIONAL	-	17,904	17,904	-
11000	202182	3510	17010	STATE UNEMPLOYMENT - INSTRUCTIONAL	-	48	48	-
11000	202182	3610	17010	WORKERS COMP - INSTRUCTIONAL	-	946	946	-
11000	202183	1110	19010	SALARIES, REGULAR TEACHING	-	92,257	92,257	-
11000	202183	3110	19010	STRS BENEFITS -INSTRUCTIONAL	-	7,611	7,611	-
11000	202183	3310	19010	OASDI INSTRUCTIONAL	-	1,338	1,338	-
11000	202183	3410	19010	HEALTH - INSTRUCTIONAL	-	17,904	17,904	-
11000	202183	3510	19010	STATE UNEMPLOYMENT - INSTRUCTIONAL	-	46	46	-
11000	202183	3610	19010	WORKERS COMP - INSTRUCTIONAL	-	913	913	-
11000	202184	1110	04010	SALARIES, REGULAR TEACHING	83,555	78,468	78,468	-
11000	202184	3110	04010	STRS BENEFITS -INSTRUCTIONAL	6,893	6,474	6,474	-
11000	202184	3310	04010	OASDI INSTRUCTIONAL	1,212	1,138	1,138	-
11000	202184	3410	04010	HEALTH - INSTRUCTIONAL	14,977	17,904	17,904	-
11000	202184	3510	04010	STATE UNEMPLOYMENT - INSTRUCTIONAL	919	-	-	-
11000	202184	3610	04010	WORKERS COMP - INSTRUCTIONAL	785	777	777	-
11000	202187	1110	22010	SALARIES, REGULAR TEACHING	-	72,232	72,232	-
11000	202187	1110	22050	SALARIES, REGULAR TEACHING	-	30,957	30,957	-
11000	202187	3110	22010	STRS BENEFITS -INSTRUCTIONAL	-	5,959	5,959	-
11000	202187	3110	22050	STRS BENEFITS -INSTRUCTIONAL	-	2,554	2,554	-
11000	202187	3310	22010	OASDI INSTRUCTIONAL	-	1,047	1,047	-
11000	202187	3310	22050	OASDI INSTRUCTIONAL	-	449	449	-
11000	202187	3410	22010	HEALTH - INSTRUCTIONAL	-	12,533	12,533	-
11000	202187	3410	22050	HEALTH - INSTRUCTIONAL	-	5,371	5,371	-
11000	202187	3510	22010	STATE UNEMPLOYMENT - INSTRUCTIONAL	-	36	36	-
11000	202187	3510	22050	STATE UNEMPLOYMENT - INSTRUCTIONAL	-	15	15	-
11000	202187	3610	22010	WORKERS COMP - INSTRUCTIONAL	-	715	715	-
11000	202187	3610	22050	WORKERS COMP - INSTRUCTIONAL	-	306	306	-
11000	202190	1110	17010	SALARIES, REGULAR TEACHING	-	89,604	89,604	-
11000	202190	3110	17010	STRS BENEFITS -INSTRUCTIONAL	-	7,392	7,392	-
11000	202190	3310	17010	OASDI INSTRUCTIONAL	-	1,299	1,299	-
11000	202190	3410	17010	HEALTH - INSTRUCTIONAL	-	13,141	13,141	-
11000	202190	3510	17010	STATE UNEMPLOYMENT - INSTRUCTIONAL	-	45	45	-
11000	202190	3610	17010	WORKERS COMP - INSTRUCTIONAL	-	887	887	-
11000	202190	1490	60100	NONINSTRUCTIONAL SALARIES, OTHER	80	-	-	-
11000	202190	3110	60100	STRS BENEFITS -INSTRUCTIONAL	7	-	-	-
11000	202190	3310	60100	OASDI INSTRUCTIONAL	1	-	-	-

Account Number				2012/2013	2013/2014		
Fund	Organiz.	Account	Program Description	Est. Actuals	Budget	Unrestricted	Restricted
11000	202190	3510	60100 STATE UNEMPLOYMENT - INSTRUCTIONAL	1	-	-	-
11000	202190	3610	60100 WORKERS COMP - INSTRUCTIONAL	1	-	-	-
11000	202191	1110	05010 SALARIES, REGULAR TEACHING	-	32,622	32,622	-
11000	202191	1110	05020 SALARIES, REGULAR TEACHING	-	35,588	35,588	-
11000	202191	1110	05060 SALARIES, REGULAR TEACHING	-	2,966	2,966	-
11000	202191	1490	60300 NONINSTRUCTIONAL SALARIES, OTHER	-	17,794	17,794	-
11000	202191	3110	05010 STRS BENEFITS -INSTRUCTIONAL	-	2,691	2,691	-
11000	202191	3110	05020 STRS BENEFITS -INSTRUCTIONAL	-	2,936	2,936	-
11000	202191	3110	05060 STRS BENEFITS -INSTRUCTIONAL	-	245	245	-
11000	202191	3110	60300 STRS BENEFITS -INSTRUCTIONAL	-	1,468	1,468	-
11000	202191	3310	05010 OASDI INSTRUCTIONAL	-	473	473	-
11000	202191	3310	05020 OASDI INSTRUCTIONAL	-	516	516	-
11000	202191	3310	05060 OASDI INSTRUCTIONAL	-	43	43	-
11000	202191	3310	60300 OASDI INSTRUCTIONAL	-	258	258	-
11000	202191	3320	60300 OASDI NONINSTRUCTIONAL	-	1	1	-
11000	202191	3410	05010 HEALTH - INSTRUCTIONAL	-	6,565	6,565	-
11000	202191	3410	05020 HEALTH - INSTRUCTIONAL	-	7,161	7,161	-
11000	202191	3410	05060 HEALTH - INSTRUCTIONAL	-	597	597	-
11000	202191	3410	60300 HEALTH - INSTRUCTIONAL	-	3,581	3,581	-
11000	202191	3510	05010 STATE UNEMPLOYMENT - INSTRUCTIONAL	-	16	16	-
11000	202191	3510	05020 STATE UNEMPLOYMENT - INSTRUCTIONAL	-	18	18	-
11000	202191	3510	05060 STATE UNEMPLOYMENT - INSTRUCTIONAL	-	1	1	-
11000	202191	3510	60300 STATE UNEMPLOYMENT - INSTRUCTIONAL	-	9	9	-
11000	202191	3520	60300 STATE UNEMPLOYMENT - NONINSTRUCTIONAL	-	1	1	-
11000	202191	3610	05010 WORKERS COMP - INSTRUCTIONAL	-	323	323	-
11000	202191	3610	05020 WORKERS COMP - INSTRUCTIONAL	-	352	352	-
11000	202191	3610	05060 WORKERS COMP - INSTRUCTIONAL	-	29	29	-
11000	202191	3610	60300 WORKERS COMP - INSTRUCTIONAL	-	176	176	-
11000	202191	3620	60300 WORKERS COMP - NONINSTRUCTIONAL	-	1	1	-
11000	202193	1110	49303 SALARIES, REGULAR TEACHING	-	9,870	9,870	-
11000	202193	3110	49303 STRS BENEFITS -INSTRUCTIONAL	-	814	814	-
11000	202193	3310	49303 OASDI INSTRUCTIONAL	-	143	143	-
11000	202193	3410	49303 HEALTH - INSTRUCTIONAL	-	4,859	4,859	-
11000	202193	3510	49303 STATE UNEMPLOYMENT - INSTRUCTIONAL	-	5	5	-
11000	202193	3610	49303 WORKERS COMP - INSTRUCTIONAL	-	98	98	-
11000	202194	1110	13051 SALARIES, REGULAR TEACHING	-	51,595	51,595	-
11000	202194	1110	22010 SALARIES, REGULAR TEACHING	-	51,595	51,595	-
11000	202194	3110	13051 STRS BENEFITS -INSTRUCTIONAL	-	4,257	4,257	-
11000	202194	3110	22010 STRS BENEFITS -INSTRUCTIONAL	-	4,257	4,257	-
11000	202194	3310	13051 OASDI INSTRUCTIONAL	-	748	748	-
11000	202194	3310	22010 OASDI INSTRUCTIONAL	-	748	748	-
11000	202194	3410	13051 HEALTH - INSTRUCTIONAL	-	8,952	8,952	-
11000	202194	3410	22010 HEALTH - INSTRUCTIONAL	-	8,952	8,952	-
11000	202194	3510	13051 STATE UNEMPLOYMENT - INSTRUCTIONAL	-	26	26	-
11000	202194	3510	22010 STATE UNEMPLOYMENT - INSTRUCTIONAL	-	26	26	-
11000	202194	3610	13051 WORKERS COMP - INSTRUCTIONAL	-	511	511	-
11000	202194	3610	22010 WORKERS COMP - INSTRUCTIONAL	-	511	511	-
11000	202196	1110	10010 SALARIES, REGULAR TEACHING	-	56,754	56,754	-
11000	202196	1110	49030 SALARIES, REGULAR TEACHING	-	36,116	36,116	-
11000	202196	1490	49999 NONINSTRUCTIONAL SALARIES, OTHER	3,798	10,319	10,319	-
11000	202196	1490	60100 NONINSTRUCTIONAL SALARIES, OTHER	161	-	-	-
11000	202196	3110	10010 STRS BENEFITS -INSTRUCTIONAL	-	4,682	4,682	-

Account Number				2012/2013	2013/2014		
Fund	Organiz.	Account	Program Description	Est. Actuals	Budget	Unrestricted	Restricted
11000	202196	3110	49030 STRS BENEFITS -INSTRUCTIONAL	-	2,980	2,980	-
11000	202196	3110	49999 STRS BENEFITS -INSTRUCTIONAL	313	-	-	-
11000	202196	3110	60100 STRS BENEFITS -INSTRUCTIONAL	13	-	-	-
11000	202196	3120	49999 STRS BENEFITS - NONINSTRUCTIONAL	-	851	851	-
11000	202196	3310	10010 OASDI INSTRUCTIONAL	-	823	823	-
11000	202196	3310	49030 OASDI INSTRUCTIONAL	-	524	524	-
11000	202196	3310	49999 OASDI INSTRUCTIONAL	55	-	-	-
11000	202196	3310	60100 OASDI INSTRUCTIONAL	2	-	-	-
11000	202196	3320	49999 OASDI NONINSTRUCTIONAL	-	789	789	-
11000	202196	3410	10010 HEALTH - INSTRUCTIONAL	-	9,847	9,847	-
11000	202196	3410	49030 HEALTH - INSTRUCTIONAL	-	6,266	6,266	-
11000	202196	3420	49999 HEALTH - NONINSTRUCTIONAL	-	1,790	1,790	-
11000	202196	3510	10010 STATE UNEMPLOYMENT - INSTRUCTIONAL	-	28	28	-
11000	202196	3510	49030 STATE UNEMPLOYMENT - INSTRUCTIONAL	-	18	18	-
11000	202196	3510	49999 STATE UNEMPLOYMENT - INSTRUCTIONAL	42	-	-	-
11000	202196	3510	60100 STATE UNEMPLOYMENT - INSTRUCTIONAL	2	-	-	-
11000	202196	3520	49999 STATE UNEMPLOYMENT - INSTRUCTIONAL	-	5	5	-
11000	202196	3610	10010 WORKERS COMP - INSTRUCTIONAL	-	562	562	-
11000	202196	3610	49030 WORKERS COMP - INSTRUCTIONAL	-	358	358	-
11000	202196	3610	49999 WORKERS COMP - INSTRUCTIONAL	36	102	102	-
11000	202196	3610	60100 WORKERS COMP - INSTRUCTIONAL	2	-	-	-
11000	202196	3620	49999 WORKERS COMP - NONINSTRUCTIONAL	-	102	102	-
11000	202198	1110	08370 SALARIES, REGULAR TEACHING	-	40,904	40,904	-
11000	202198	1490	49999 NONINSTRUCTIONAL SALARIES, OTHER	-	10,226	10,226	-
11000	202198	3110	08370 STRS BENEFITS -INSTRUCTIONAL	-	3,375	3,375	-
11000	202198	3120	49999 STRS BENEFITS - NONINSTRUCTIONAL	-	844	844	-
11000	202198	3310	08370 OASDI INSTRUCTIONAL	-	593	593	-
11000	202198	3320	49999 OASDI NONINSTRUCTIONAL	-	782	782	-
11000	202198	3410	08370 HEALTH - INSTRUCTIONAL	-	7,161	7,161	-
11000	202198	3420	49999 HEALTH - NONINSTRUCTIONAL	-	1,790	1,790	-
11000	202198	3510	08370 STATE UNEMPLOYMENT - INSTRUCTIONAL	-	20	20	-
11000	202198	3520	49999 STATE UNEMPLOYMENT - NONINSTRUCTIONAL	-	5	5	-
11000	202198	3610	08370 WORKERS COMP - INSTRUCTIONAL	-	405	405	-
11000	202198	3610	49999 WORKERS COMP - INSTRUCTIONAL	-	101	101	-
11000	202198	3620	49999 WORKERS COMP - NONINSTRUCTIONAL	-	101	101	-
11000	202200	1110	08350 SALARIES, REGULAR TEACHING	-	31,835	31,835	-
11000	202200	1110	08370 SALARIES, REGULAR TEACHING	-	47,752	47,752	-
11000	202200	3110	08350 STRS BENEFITS -INSTRUCTIONAL	-	2,626	2,626	-
11000	202200	3110	08370 STRS BENEFITS -INSTRUCTIONAL	-	3,940	3,940	-
11000	202200	3310	08350 OASDI INSTRUCTIONAL	-	462	462	-
11000	202200	3310	08370 OASDI INSTRUCTIONAL	-	692	692	-
11000	202200	3410	08350 HEALTH - INSTRUCTIONAL	-	7,161	7,161	-
11000	202200	3410	08370 HEALTH - INSTRUCTIONAL	-	10,742	10,742	-
11000	202200	3510	08350 STATE UNEMPLOYMENT - INSTRUCTIONAL	-	16	16	-
11000	202200	3510	08370 STATE UNEMPLOYMENT - INSTRUCTIONAL	-	24	24	-
11000	202200	3610	08350 WORKERS COMP - INSTRUCTIONAL	-	315	315	-
11000	202200	3610	08370 WORKERS COMP - INSTRUCTIONAL	-	473	473	-
11000	202201	1110	07010 SALARIES, REGULAR TEACHING	-	52,450	52,450	-
11000	202201	1490	60200 NONINSTRUCTIONAL SALARIES, OTHER	-	52,450	52,450	-
11000	202201	3110	07010 STRS BENEFITS -INSTRUCTIONAL	-	4,327	4,327	-
11000	202201	3120	60200 STRS BENEFITS - NONINSTRUCTIONAL	-	4,327	4,327	-
11000	202201	3310	07010 OASDI INSTRUCTIONAL	-	761	761	-

Account Number				2012/2013	2013/2014		
Fund	Organiz.	Account	Program Description	Est. Actuals	Budget	Unrestricted	Restricted
11000	202201	3320	60200 OASDI NONINSTRUCTIONAL	-	4,012	4,012	-
11000	202201	3410	07010 HEALTH - INSTRUCTIONAL	-	8,952	8,952	-
11000	202201	3420	60200 HEALTH - NONINSTRUCTIONAL	-	8,952	8,952	-
11000	202201	3510	07010 STATE UNEMPLOYMENT - INSTRUCTIONAL	-	26	26	-
11000	202201	3520	60200 STATE UNEMPLOYMENT - NONINSTRUCTIONAL	-	26	26	-
11000	202201	3610	07010 WORKERS COMP - INSTRUCTIONAL	-	519	519	-
11000	202201	3620	60200 WORKERS COMP - NONINSTRUCTIONAL	-	519	519	-
11000	202214	1110	12042 SALARIES, REGULAR TEACHING	-	82,477	82,477	-
11000	202214	3110	12042 STRS BENEFITS -INSTRUCTIONAL	-	6,804	6,804	-
11000	202214	3310	12042 OASDI INSTRUCTIONAL	-	1,196	1,196	-
11000	202214	3410	12042 HEALTH - INSTRUCTIONAL	-	17,904	17,904	-
11000	202214	3610	12042 WORKERS COMP - INSTRUCTIONAL	-	817	817	-
11000	202215	1110	15010 SALARIES, REGULAR TEACHING	-	55,954	55,954	-
11000	202215	3110	15010 STRS BENEFITS -INSTRUCTIONAL	-	4,616	4,616	-
11000	202215	3310	15010 OASDI INSTRUCTIONAL	-	811	811	-
11000	202215	3410	15010 HEALTH - INSTRUCTIONAL	-	13,123	13,123	-
11000	202215	3510	15010 STATE UNEMPLOYMENT - INSTRUCTIONAL	-	28	28	-
11000	202215	3610	15010 WORKERS COMP - INSTRUCTIONAL	-	554	554	-
11000	202218	1110	17010 SALARIES, REGULAR TEACHING	-	87,249	87,249	-
11000	202218	3110	17010 STRS BENEFITS -INSTRUCTIONAL	-	7,198	7,198	-
11000	202218	3310	17010 OASDI INSTRUCTIONAL	-	1,265	1,265	-
11000	202218	3410	17010 HEALTH - INSTRUCTIONAL	-	17,904	17,904	-
11000	202218	3510	17010 STATE UNEMPLOYMENT - INSTRUCTIONAL	-	44	44	-
11000	202218	3610	17010 WORKERS COMP - INSTRUCTIONAL	-	864	864	-
11000	202221	1110	19010 SALARIES, REGULAR TEACHING	-	84,595	84,595	-
11000	202221	1490	60100 NONINSTRUCTIONAL SALARIES, OTHER	40	-	-	-
11000	202221	3110	19010 STRS BENEFITS -INSTRUCTIONAL	-	6,979	6,979	-
11000	202221	3110	60100 STRS BENEFITS -INSTRUCTIONAL	3	-	-	-
11000	202221	3310	19010 OASDI INSTRUCTIONAL	-	1,227	1,227	-
11000	202221	3310	60100 OASDI INSTRUCTIONAL	1	-	-	-
11000	202221	3410	19010 HEALTH - INSTRUCTIONAL	-	17,904	17,904	-
11000	202221	3510	19010 STATE UNEMPLOYMENT - INSTRUCTIONAL	-	42	42	-
11000	202221	3510	60100 STATE UNEMPLOYMENT - INSTRUCTIONAL	1	-	-	-
11000	202221	3610	19010 WORKERS COMP - INSTRUCTIONAL	-	837	837	-
11000	202221	3610	60100 WORKERS COMP - INSTRUCTIONAL	1	-	-	-
11000	202222	1320	12042 SUMMER SESSION	1,926	-	-	-
11000	202222	3110	12042 STRS BENEFITS -INSTRUCTIONAL	159	-	-	-
11000	202222	3310	12042 OASDI INSTRUCTIONAL	28	-	-	-
11000	202222	3510	12042 STATE UNEMPLOYMENT - INSTRUCTIONAL	21	-	-	-
11000	202222	3610	12042 WORKERS COMP - INSTRUCTIONAL	18	-	-	-
11000	202223	1110	49303 SALARIES, REGULAR TEACHING	37,725	46,761	46,761	-
11000	202223	1110	49308 SALARIES, REGULAR TEACHING	-	68,439	68,439	-
11000	202223	1330	49303 EXTENDED DAY (OVERLOAD)	17,628	-	-	-
11000	202223	3110	49303 STRS BENEFITS -INSTRUCTIONAL	4,567	3,858	3,858	-
11000	202223	3110	49308 STRS BENEFITS -INSTRUCTIONAL	-	5,646	5,646	-
11000	202223	3310	49303 OASDI INSTRUCTIONAL	803	678	678	-
11000	202223	3310	49308 OASDI INSTRUCTIONAL	-	992	992	-
11000	202223	3410	49303 HEALTH - INSTRUCTIONAL	7,464	10,205	10,205	-
11000	202223	3410	49308 HEALTH - INSTRUCTIONAL	-	17,904	17,904	-
11000	202223	3510	49303 STATE UNEMPLOYMENT - INSTRUCTIONAL	609	23	23	-
11000	202223	3510	49308 STATE UNEMPLOYMENT - INSTRUCTIONAL	-	34	34	-
11000	202223	3610	49303 WORKERS COMP - INSTRUCTIONAL	520	463	463	-

Account Number				2012/2013	2013/2014		
Fund	Organiz.	Account	Program Description	Est. Actuals	Budget	Unrestricted	Restricted
11000	202223	3610	49308 WORKERS COMP - INSTRUCTIONAL	-	678	678	-
11000	202850	1110	04010 SALARIES, REGULAR TEACHING	-	84,297	84,297	-
11000	202850	3110	04010 STRS BENEFITS -INSTRUCTIONAL	-	6,955	6,955	-
11000	202850	3310	04010 OASDI INSTRUCTIONAL	-	1,222	1,222	-
11000	202850	3410	04010 HEALTH - INSTRUCTIONAL	-	17,904	17,904	-
11000	202850	3510	04010 STATE UNEMPLOYMENT - INSTRUCTIONAL	-	42	42	-
11000	202850	3610	04010 WORKERS COMP - INSTRUCTIONAL	-	835	835	-
12560	202000	4311	60103 SUPPLIES, INSTRUCTIONAL	195	-	-	-
12560	202000	5710	60103 EMPLOYEES TRAVEL / CONFERENCE	467	-	-	-
Total for Vice President of Instruction:				1,008,885	7,721,153	7,721,153	-

*** LIBRARY & LEARNING RESOURCE CENTER ***

Account Number				2012/2013	2013/2014		
Fund	Organiz.	Account	Program Description	Est. Actuals	Budget	Unrestricted	Restricted
11000	203000	2180	61200 NONINSTRUCTION FULL BENEFIT EMPLOYEES	113,055	115,867	115,867	-
11000	203000	2190	61200 SALARY CLASS NONINSTR LIMBEN	18,844	19,682	19,682	-
11000	203000	2220	17010 DIRECT INSTRUCTION - LIMITED BENEFITS EMPLOYEES	45,366	41,524	41,524	-
11000	203000	2220	49010 DIRECT INSTRUCTION - LIMITED BENEFITS EMPLOYEES	15,063	14,048	14,048	-
11000	203000	2361	61200 STUDENT WORKER SALARIES	9,291	13,600	13,600	-
11000	203000	2365	61200 SUMMER STUDENT SALARIES	951	4,000	4,000	-
11000	203000	2370	49999 SHORT-TERM SUBSTITUTES	-	11,000	11,000	-
11000	203000	2370	61200 SHORT-TERM SUBSTITUTES	4,282	7,500	7,500	-
11000	203000	2380	49999 OVERTIME	-	2,500	2,500	-
11000	203000	2380	61200 OVERTIME	-	2,000	2,000	-
11000	203000	2411	49999 DIRECT INSTRUCTION - STUDENTS	-	6,500	6,500	-
11000	203000	3210	17010 PERS BENEFITS - INSTRUCTIONAL	-	4,741	4,741	-
11000	203000	3210	49010 PERS BENEFITS - INSTRUCTIONAL	-	1,604	1,604	-
11000	203000	3220	17010 PERS BENEFITS - NONINSTRUCTIONAL	782	-	-	-
11000	203000	3220	49999 PERS BENEFITS - NONINSTRUCTIONAL	-	1,541	1,541	-
11000	203000	3220	61200 PERS BENEFITS - NONINSTRUCTIONAL	14,897	16,560	16,560	-
11000	203000	3310	17010 OASDI INSTRUCTIONAL	-	3,177	3,177	-
11000	203000	3310	49010 OASDI INSTRUCTIONAL	-	1,075	1,075	-
11000	203000	3310	61200 OASDI INSTRUCTIONAL	1,083	-	-	-
11000	203000	3320	17010 OASDI NONINSTRUCTIONAL	2,393	-	-	-
11000	203000	3320	49010 OASDI NONINSTRUCTIONAL	1,152	-	-	-
11000	203000	3320	49999 OASDI NONINSTRUCTIONAL	-	1,033	1,033	-
11000	203000	3320	61200 OASDI NONINSTRUCTIONAL	10,419	11,096	11,096	-
11000	203000	3420	61200 HEALTH - NONINSTRUCTIONAL	43,668	46,550	46,550	-
11000	203000	3510	17010 STATE UNEMPLOYMENT - INSTRUCTIONAL	-	21	21	-
11000	203000	3510	49010 STATE UNEMPLOYMENT - INSTRUCTIONAL	-	7	7	-
11000	203000	3520	17010 STATE UNEMPLOYMENT - NONINSTRUCTIONAL	499	-	-	-
11000	203000	3520	49010 STATE UNEMPLOYMENT - NONINSTRUCTIONAL	166	-	-	-
11000	203000	3520	49999 STATE UNEMPLOYMENT - NONINSTRUCTIONAL	-	7	7	-
11000	203000	3520	61200 STATE UNEMPLOYMENT - NONINSTRUCTIONAL	1,498	73	73	-
11000	203000	3610	17010 WORKERS COMP - INSTRUCTIONAL	-	411	411	-
11000	203000	3610	49010 WORKERS COMP - INSTRUCTIONAL	-	139	139	-
11000	203000	3620	49010 WORKERS COMP - NONINSTRUCTIONAL	142	-	-	-
11000	203000	3620	49999 WORKERS COMP - NONINSTRUCTIONAL	-	134	134	-
11000	203000	3620	61200 WORKERS COMP - NONINSTRUCTIONAL	1,376	1,436	1,436	-

Account Number				2012/2013	2013/2014			
Fund	Organiz.	Account	Program	Description	Est. Actuals	Budget	Unrestricted	Restricted
11000	203000	4211	61200	PERIODICALS	7,633	7,000	7,000	-
11000	203000	4310	61200	SUPPLIES, NONINSTRUCTIONAL	1,325	3,000	3,000	-
11000	203000	4311	61200	SUPPLIES, INSTRUCTIONAL	-	400	400	-
11000	203000	4312	61200	SUPPLIES FOR EQUIP. REPAIR	-	200	200	-
11000	203000	4318	61200	PRINTING SUPPLIES	1,919	900	900	-
11000	203000	5210	61200	DUES AND MEMBERSHIPS	600	600	600	-
11000	203000	5641	61200	CONTRACTS	376	12,500	12,500	-
11000	203000	5642	61200	COMPUTER LICENSE FEES	39,669	42,000	42,000	-
11000	203000	5990	61200	OTHER SERVICES	-	300	300	-
11000	203000	6310	61200	LIBRARY BOOKS	-	22,000	22,000	-
11000	203000	6411	61200	FURNITURE - UNDER \$5,000	-	3,200	3,200	-
11000	203000	6412	61200	EQUIPMENT - UNDER \$5,000	-	15,000	15,000	-
11000	203155	1210	61200	SALARIES, REGULAR TEACHING	74,613	-	-	-
11000	203155	1210	68900	SALARIES, REGULAR TEACHING	906	-	-	-
11000	203155	3110	61200	STRS BENEFITS -INSTRUCTIONAL	6,156	-	-	-
11000	203155	3110	68900	STRS BENEFITS -INSTRUCTIONAL	75	-	-	-
11000	203155	3310	68900	OASDI INSTRUCTIONAL	13	-	-	-
11000	203155	3410	61200	HEALTH - INSTRUCTIONAL	15,450	-	-	-
11000	203155	3410	68900	HEALTH - INSTRUCTIONAL	186	-	-	-
11000	203155	3510	61200	STATE UNEMPLOYMENT - INSTRUCTIONAL	821	-	-	-
11000	203155	3510	68900	STATE UNEMPLOYMENT - INSTRUCTIONAL	10	-	-	-
11000	203155	3610	61200	WORKERS COMP - INSTRUCTIONAL	701	-	-	-
11000	203155	3610	68900	WORKERS COMP - INSTRUCTIONAL	9	-	-	-
11000	203165	3320	17010	OASDI NONINSTRUCTIONAL	1,078	-	-	-
Total for Library & Learning Resource Center:					436,467	434,926	434,926	-

*** WESTEC ***

Account Number				2012/2013	2013/2014			
Fund	Organiz.	Account	Program	Description	Est. Actuals	Budget	Unrestricted	Restricted
11450	204000	5641	09543	CONTRACTS	1,236,638	1,236,638	1,236,638	-
Total for WESTEC:					1,236,638	1,236,638	1,236,638	-

*** DENTAL HYGIENE ***

Account Number				2012/2013	2013/2014			
Fund	Organiz.	Account	Program	Description	Est. Actuals	Budget	Unrestricted	Restricted
11000	205000	1110	12042	SALARIES, REGULAR TEACHING	83,555	-	-	-
11000	205000	1110	12043	SALARIES, REGULAR TEACHING	58,466	59,134	59,134	-
11000	205000	1110	12045	SALARIES, REGULAR TEACHING	-	78,076	78,076	-
11000	205000	1210	12043	ACAD SALARIES REG ADMIN & SUPERV	58,466	59,134	59,134	-
11000	205000	1310	12042	CONTINUING EDUCATION (EVENING OR DAY)	26,472	-	-	-
11000	205000	1490	12045	NONINSTRUCTIONAL SALARIES, OTHER	-	1,500	1,500	-
11000	205000	2180	12042	NONINSTRUCTION FULL BENEFIT EMPLOYEES	69,018	71,808	71,808	-
11000	205000	2370	12042	SHORT-TERM SUBSTITUTES	-	7,800	7,800	-
11000	205000	2461	12042	DIRECT INSTRUCTION - OTHER STUDENTS	-	5,440	5,440	-
11000	205000	3110	12042	STRS BENEFITS - INSTRUCTIONAL	9,077	-	-	-
11000	205000	3110	12043	STRS BENEFITS - INSTRUCTIONAL	9,827	4,879	4,879	-

Account Number				2012/2013	2013/2014		
Fund	Organiz.	Account	Program Description	Est. Actuals	Budget	Unrestricted	Restricted
11000	205000	3110	12045 STRS BENEFITS - INSTRUCTIONAL	243	6,441	6,441	-
11000	205000	3120	12043 STRS BENEFITS - NONINSTRUCTIONAL	-	4,879	4,879	-
11000	205000	3120	12045 STRS BENEFITS - NONINSTRUCTIONAL	-	124	124	-
11000	205000	3220	12042 PERS BENEFITS - NONINSTRUCTIONAL	7,782	9,089	9,089	-
11000	205000	3310	12042 OASDI INSTRUCTIONAL	1,595	-	-	-
11000	205000	3310	12043 OASDI INSTRUCTIONAL	1,729	857	857	-
11000	205000	3310	12045 OASDI INSTRUCTIONAL	43	1,132	1,132	-
11000	205000	3320	12042 OASDI NONINSTRUCTIONAL	5,285	6,090	6,090	-
11000	205000	3320	12043 OASDI NONINSTRUCTIONAL	-	857	857	-
11000	205000	3320	12045 OASDI NONINSTRUCTIONAL	-	115	115	-
11000	205000	3410	12042 HEALTH - INSTRUCTIONAL	32,675	-	-	-
11000	205000	3410	12043 HEALTH - INSTRUCTIONAL	-	8,952	8,952	-
11000	205000	3410	12045 HEALTH - INSTRUCTIONAL	-	18,177	18,177	-
11000	205000	3420	12042 HEALTH - NONINSTRUCTIONAL	25,101	44,759	44,759	-
11000	205000	3420	12043 HEALTH - NONINSTRUCTIONAL	-	8,952	8,952	-
11000	205000	3510	12042 STATE UNEMPLOYMENT - INSTRUCTIONAL	2,511	-	-	-
11000	205000	3510	12043 STATE UNEMPLOYMENT - INSTRUCTIONAL	-	59	59	-
11000	205000	3510	12045 STATE UNEMPLOYMENT - INSTRUCTIONAL	32	1,257	1,257	-
11000	205000	3520	12042 STATE UNEMPLOYMENT - NONINSTRUCTIONAL	759	40	40	-
11000	205000	3520	12043 STATE UNEMPLOYMENT - NONINSTRUCTIONAL	-	30	30	-
11000	205000	3520	12045 STATE UNEMPLOYMENT - NONINSTRUCTIONAL	-	24	24	-
11000	205000	3610	12042 WORKERS COMP - INSTRUCTIONAL	2,144	-	-	-
11000	205000	3610	12043 WORKERS COMP - INSTRUCTIONAL	-	585	585	-
11000	205000	3610	12045 WORKERS COMP - INSTRUCTIONAL	28	612	612	-
11000	205000	3620	12042 WORKERS COMP - NONINSTRUCTIONAL	648	788	788	-
11000	205000	3620	12043 WORKERS COMP - NONINSTRUCTIONAL	-	585	585	-
11000	205000	3620	12045 WORKERS COMP - NONINSTRUCTIONAL	-	12	12	-
11000	205000	4120	12042 PROFESSIONAL BOOKS	139	200	200	-
11000	205000	4310	12042 SUPPLIES, NONINSTRUCTIONAL	1,057	2,000	2,000	-
11000	205000	4311	12042 SUPPLIES, INSTRUCTIONAL	26,524	48,400	48,400	-
11000	205000	4312	12042 SUPPLIES FOR EQUIP. REPAIR	121	2,000	2,000	-
11000	205000	4316	12042 GAS, OIL	-	1,250	1,250	-
11000	205000	4318	12042 PRINTING SUPPLIES	446	400	400	-
11000	205000	4322	12042 SUPPLIES, STUDENTS	6,649	-	-	-
11000	205000	5210	12042 DUES AND MEMBERSHIPS	1,530	2,600	2,600	-
11000	205000	5611	71002 RENTS & LEASES: LAND & BUILDINGS	6,000	6,000	6,000	-
11000	205000	5631	12042 OUTSIDE WORK FOR BUILDINGS	3,026	5,000	5,000	-
11000	205000	5632	12042 OUTSIDE WORK FOR EQUIPMENT	793	875	875	-
11000	205000	5641	12042 CONTRACTS	7,703	5,300	5,300	-
11000	205000	5740	12042 FIELD TRIPS	-	1,000	1,000	-
11000	205000	5870	12042 LAUNDRY	598	700	700	-
11000	205000	5940	12042 POSTAGE, FREIGHT (SHIPPING IN)	-	200	200	-
11000	205000	5970	12042 ADVERTISING	-	50	50	-
11000	205000	5990	12042 OTHER SERVICES	305	500	500	-
11837	205000	4318	12042 PRINTING SUPPLIES	418	-	-	-
11837	205000	5641	12042 CONTRACTS	199	-	-	-
12560	205000	2220	12042 DIRECT INSTRUCTION - LIMITED BENEFITS EMPLOYEES	800	-	-	-
12560	205000	3320	12042 OASDI NONINSTRUCTIONAL	61	-	-	-
12560	205000	3520	12042 STATE UNEMPLOYMENT - NONINSTRUCTIONAL	9	-	-	-
12560	205000	3620	12042 WORKERS COMP - NONINSTRUCTIONAL	8	-	-	-
11000	205007	1330	12042 EXTENDED DAY (OVERLOAD)	2,183	-	-	-
11000	205160	1110	12042 SALARIES, REGULAR TEACHING	95,750	-	-	-

Account Number				2012/2013	2013/2014		
Fund	Organiz.	Account	Program Description	Est. Actuals	Budget	Unrestricted	Restricted
11000	205160	1330	12042 EXTENDED DAY (OVERLOAD)	3,853	-	-	-
11000	205160	3110	12042 STRS BENEFITS - INSTRUCTIONAL	8,217	-	-	-
11000	205160	3310	12042 OASDI INSTRUCTIONAL	1,444	-	-	-
11000	205160	3410	12042 HEALTH - INSTRUCTIONAL	16,860	-	-	-
11000	205160	3510	12042 STATE UNEMPLOYMENT - INSTRUCTIONAL	1,096	-	-	-
11000	205160	3610	12042 WORKERS COMP - INSTRUCTIONAL	936	-	-	-
11000	205175	1310	12042 CONTINUING EDUCATION (EVENING OR DAY)	17,056	-	-	-
11000	205175	3310	12042 OASDI INSTRUCTIONAL	247	-	-	-
11000	205175	3510	12042 STATE UNEMPLOYMENT - INSTRUCTIONAL	188	-	-	-
11000	205175	3610	12042 WORKERS COMP - INSTRUCTIONAL	160	-	-	-
11000	205222	1330	12042 EXTENDED DAY (OVERLOAD)	2,942	-	-	-
12464	205222	1110	12042 SALARIES, REGULAR TEACHING	80,840	-	-	-
12464	205222	3110	12042 STRS BENEFITS - INSTRUCTIONAL	6,669	-	-	-
12464	205222	3310	12042 OASDI INSTRUCTIONAL	1,172	-	-	-
12464	205222	3410	12042 HEALTH - INSTRUCTIONAL	16,691	-	-	-
12464	205222	3510	12042 STATE UNEMPLOYMENT - INSTRUCTIONAL	889	-	-	-
12464	205222	3610	12042 WORKERS COMP - INSTRUCTIONAL	759	-	-	-
Total for Dental Hygiene:				709,794	478,662	478,662	-

*** DENTAL HEALTH NETWORK ***

Account Number				2012/2013	2013/2014		
Fund	Organiz.	Account	Program Description	Est. Actuals	Budget	Unrestricted	Restricted
12460	206000	2180	12042 NONINSTRUCTION FULL BENEFIT EMPLOYEES	78,066	81,000	-	81,000
12460	206000	3120	12042 STRS BENEFITS - NONINSTRUCTIONAL	4,818	5,131	-	5,131
12460	206000	3220	12042 PERS BENEFITS - NONINSTRUCTIONAL	2,245	2,391	-	2,391
12460	206000	3320	12042 OASDI NONINSTRUCTIONAL	2,352	2,505	-	2,505
12460	206000	3420	12042 HEALTH - NONINSTRUCTIONAL	25,101	26,733	-	26,733
12460	206000	3520	12042 STATE UNEMPLOYMENT - NONINSTRUCTIONAL	850	905	-	905
12460	206000	3620	12042 WORKERS COMP - NONINSTRUCTIONAL	726	773	-	773
12460	208000	5641	12042 CONTRACTS	441,151	475,000	-	475,000
12460	206000	5710	12042 EMPLOYEES TRAVEL / CONFERENCE	1,323	1,500	-	1,500
12460	208000	5940	12042 POSTAGE, FREIGHT (SHIPPING IN)	47	75	-	75
12461	206000	2180	12042 NONINSTRUCTION FULL BENEFIT EMPLOYEES	177,639	195,000	-	195,000
12461	206000	2370	12042 SHORT-TERM SUBSTITUTES	1,123	1,196	-	1,196
12461	206000	3220	12042 PERS BENEFITS - NONINSTRUCTIONAL	20,219	21,533	-	21,533
12461	206000	3320	12042 OASDI NONINSTRUCTIONAL	13,677	14,566	-	14,566
12461	206000	3420	12042 HEALTH - NONINSTRUCTIONAL	61,666	65,674	-	65,674
12461	206000	3520	12042 STATE UNEMPLOYMENT - NONINSTRUCTIONAL	1,910	2,034	-	2,034
12461	206000	3620	12042 WORKERS COMP - NONINSTRUCTIONAL	1,631	1,737	-	1,737
12461	206000	4310	12042 SUPPLIES, NONINSTRUCTIONAL	8,856	8,900	-	8,900
12461	206000	4311	12042 SUPPLIES, INSTRUCTIONAL	15,496	18,608	-	18,608
12461	206000	4312	12042 SUPPLIES FOR EQUIP. REPAIR	2,543	2,600	-	2,600
12461	206000	4316	12042 GAS, OIL	752	800	-	800
12461	206000	4318	12042 PRINTING SUPPLIES	2,419	2,500	-	2,500
12461	206000	5610	12042 RENTS & LEASES	10,005	10,250	-	10,250
12461	206000	5611	12042 RENTS & LEASES: LAND & BUILDINGS	31,443	31,500	-	31,500
12461	206000	5632	12042 OUTSIDE WORK FOR EQUIPMENT	758	800	-	800
12461	206000	5641	12042 CONTRACTS	264,517	300,000	-	300,000
12461	206000	5710	12042 EMPLOYEES TRAVEL / CONFERENCE	6,682	6,700	-	6,700

Account Number				2012/2013	2013/2014	Unrestricted	Restricted
Fund	Organiz.	Account	Program Description	Est. Actuals	Budget		
12461	206000	5840	12042 UTILITIES: TELEPHONE	10,886	11,000	-	11,000
12461	206000	5890	12042 UTILITIES: OTHER	6,984	7,500	-	7,500
12461	206000	5940	12042 POSTAGE, FREIGHT (SHIPPING IN)	1,558	1,600	-	1,600
12461	206000	5990	12042 OTHER SERVICES	6,625	6,700	-	6,700
Total for Dental Health Network:				1,204,068	1,307,211	-	1,307,211

*** APPLIED TECHNOLOGIES ***

Account Number				2012/2013	2013/2014	Unrestricted	Restricted
Fund	Organiz.	Account	Program Description	Est. Actuals	Budget		
11000	207000	1110	09461 SALARIES, REGULAR TEACHING	9,063	-	-	-
11000	207000	1310	05010 CONTINUING EDUCATION (EVENING OR DAY)	9,092	-	-	-
11000	207000	1310	09461 CONTINUING EDUCATION (EVENING OR DAY)	7,572	-	-	-
11000	207000	1310	09543 CONTINUING EDUCATION (EVENING OR DAY)	8,265	-	-	-
11000	207000	1310	22010 CONTINUING EDUCATION (EVENING OR DAY)	11,462	-	-	-
11000	207000	1320	09543 SUMMER SESSION	5,569	-	-	-
11000	207000	1380	05010 STAFF DEVELOPMENT	241	-	-	-
11000	207000	1385	05010 OFFICE HOURS	243	-	-	-
11000	207000	1385	09461 OFFICE HOURS	212	-	-	-
11000	207000	1385	22010 OFFICE HOURS	273	-	-	-
11000	207000	2220	05140 DIRECT INSTRUCTION - LIMITED BENEFITS EMPLOYEES	12,814	-	-	-
11000	207000	2461	05140 DIRECT INSTRUCTION - OTHER STUDENTS	-	1,360	1,360	-
11000	207000	3110	05010 STRS BENEFITS - INSTRUCTIONAL	475	-	-	-
11000	207000	3110	09461 STRS BENEFITS - INSTRUCTIONAL	848	-	-	-
11000	207000	3110	09543 STRS BENEFITS - INSTRUCTIONAL	763	-	-	-
11000	207000	3110	22010 STRS BENEFITS - INSTRUCTIONAL	811	-	-	-
11000	207000	3220	05140 PERS BENEFITS - NONINSTRUCTIONAL	1,463	-	-	-
11000	207000	3310	05010 OASDI INSTRUCTIONAL	375	-	-	-
11000	207000	3310	09461 OASDI INSTRUCTIONAL	652	-	-	-
11000	207000	3310	09543 OASDI INSTRUCTIONAL	485	-	-	-
11000	207000	3310	22010 OASDI INSTRUCTIONAL	289	-	-	-
11000	207000	3320	05140 OASDI NONINSTRUCTIONAL	980	-	-	-
11000	207000	3410	09461 HEALTH - INSTRUCTIONAL	1,841	-	-	-
11000	207000	3510	05010 STATE UNEMPLOYMENT - INSTRUCTIONAL	105	-	-	-
11000	207000	3510	09461 STATE UNEMPLOYMENT - INSTRUCTIONAL	185	-	-	-
11000	207000	3510	09543 STATE UNEMPLOYMENT - INSTRUCTIONAL	152	-	-	-
11000	207000	3510	22010 STATE UNEMPLOYMENT - INSTRUCTIONAL	129	-	-	-
11000	207000	3520	05140 STATE UNEMPLOYMENT - NONINSTRUCTIONAL	141	-	-	-
11000	207000	3610	05010 WORKERS COMP - INSTRUCTIONAL	90	-	-	-
11000	207000	3610	09461 WORKERS COMP - INSTRUCTIONAL	158	-	-	-
11000	207000	3610	09543 WORKERS COMP - INSTRUCTIONAL	130	-	-	-
11000	207000	3610	22010 WORKERS COMP - INSTRUCTIONAL	110	-	-	-
11000	207000	3620	05140 WORKERS COMP - NONINSTRUCTIONAL	120	-	-	-
11000	207000	4110	49999 TEXTBOOKS	-	3,024	3,024	-
11000	207000	4310	08351 SUPPLIES, NONINSTRUCTIONAL	79	420	420	-
11000	207000	4311	08351 SUPPLIES, INSTRUCTIONAL	-	1,210	1,210	-
11000	207000	4311	49999 SUPPLIES, INSTRUCTIONAL	-	7,500	7,500	-
11000	207000	4312	08351 SUPPLIES FOR EQUIP. REPAIR	-	172	172	-
11000	207000	4312	49999 SUPPLIES FOR EQUIP. REPAIR	-	2,000	2,000	-
11000	207000	4315	49999 COMPUTER SOFTWARE	-	1,000	1,000	-

Account Number				2012/2013	2013/2014		
Fund	Organiz.	Account	Program Description	Est. Actuals	Budget	Unrestricted	Restricted
11000	207000	4316	49999 GAS, OIL	-	100	100	-
11000	207000	4317	49999 REMODELING SUPPLIES	-	100	100	-
11000	207000	4318	08351 PRINTING SUPPLIES	593	1,400	1,400	-
11000	207000	4318	49999 PRINTING SUPPLIES	-	100	100	-
11000	207000	4410	08351 FOOD SUPPLIES	-	50	50	-
11000	207000	5632	08351 OUTSIDE WORK FOR EQUIPMENT	-	428	428	-
11000	207000	5641	08351 CONTRACTS	501	500	500	-
11000	207000	5641	49999 CONTRACTS	-	300	300	-
11000	207000	5840	49999 UTILITIES: TELEPHONE	-	500	500	-
11000	207000	5850	49999 UTILITIES: WASTE DISPOSAL	-	65	65	-
11000	207000	5870	49999 LAUNDRY	-	250	250	-
11000	207000	5990	49999 OTHER SERVICES	-	200	200	-
11000	207004	5980	09461 PHYSICAL EXAMS	40	-	-	-
11000	207004	5980	09543 PHYSICAL EXAMS	40	-	-	-
11000	207004	5990	05010 OTHER SERVICES	61	-	-	-
11000	207004	5990	09461 OTHER SERVICES	84	-	-	-
11000	207004	5990	09543 OTHER SERVICES	32	-	-	-
11000	207013	4410	09461 FOOD SUPPLIES	130	-	-	-
11000	207151	1110	05063 SALARIES, REGULAR TEACHING	3,834	-	-	-
11000	207151	1110	05140 SALARIES, REGULAR TEACHING	21,494	-	-	-
11000	207151	1330	05010 EXTENDED DAY (OVERLOAD)	2,875	-	-	-
11000	207151	1330	07010 EXTENDED DAY (OVERLOAD)	3,411	-	-	-
11000	207151	1490	49999 NONINSTRUCTIONAL SALARIES, OTHER	28,301	-	-	-
11000	207151	3110	05010 STRS BENEFITS - INSTRUCTIONAL	237	-	-	-
11000	207151	3110	05063 STRS BENEFITS - INSTRUCTIONAL	316	-	-	-
11000	207151	3110	05140 STRS BENEFITS - INSTRUCTIONAL	1,773	-	-	-
11000	207151	3110	07010 STRS BENEFITS - INSTRUCTIONAL	281	-	-	-
11000	207151	3110	49999 STRS BENEFITS - INSTRUCTIONAL	2,335	-	-	-
11000	207151	3310	05010 OASDI INSTRUCTIONAL	42	-	-	-
11000	207151	3310	05063 OASDI INSTRUCTIONAL	56	-	-	-
11000	207151	3310	05140 OASDI INSTRUCTIONAL	312	-	-	-
11000	207151	3310	07010 OASDI INSTRUCTIONAL	49	-	-	-
11000	207151	3310	49999 OASDI INSTRUCTIONAL	410	-	-	-
11000	207151	3410	05063 HEALTH - INSTRUCTIONAL	491	-	-	-
11000	207151	3410	05140 HEALTH - INSTRUCTIONAL	2,756	-	-	-
11000	207151	3410	07010 HEALTH - INSTRUCTIONAL	16,672	-	-	-
11000	207151	3410	49999 HEALTH - INSTRUCTIONAL	2,952	-	-	-
11000	207151	3510	05010 STATE UNEMPLOYMENT - INSTRUCTIONAL	32	-	-	-
11000	207151	3510	05063 STATE UNEMPLOYMENT - INSTRUCTIONAL	42	-	-	-
11000	207151	3510	05140 STATE UNEMPLOYMENT - INSTRUCTIONAL	236	-	-	-
11000	207151	3510	07010 STATE UNEMPLOYMENT - INSTRUCTIONAL	38	-	-	-
11000	207151	3510	49999 STATE UNEMPLOYMENT - INSTRUCTIONAL	311	-	-	-
11000	207151	3610	05010 WORKERS COMP - INSTRUCTIONAL	27	-	-	-
11000	207151	3610	05063 WORKERS COMP - INSTRUCTIONAL	36	-	-	-
11000	207151	3610	05140 WORKERS COMP - INSTRUCTIONAL	202	-	-	-
11000	207151	3610	07010 WORKERS COMP - INSTRUCTIONAL	32	-	-	-
11000	207151	3610	49999 WORKERS COMP - INSTRUCTIONAL	266	-	-	-
11000	207151	4110	05140 TEXTBOOKS	16	-	-	-
11000	207171	3110	22010 STRS BENEFITS - INSTRUCTIONAL	33	-	-	-
11000	207191	1110	05010 SALARIES, REGULAR TEACHING	25,247	-	-	-
11000	207191	1110	05020 SALARIES, REGULAR TEACHING	50,484	-	-	-
11000	207191	1110	05030 SALARIES, REGULAR TEACHING	18,933	-	-	-

Account Number				2012/2013	2013/2014			
Fund	Organiz.	Account	Program	Description	Est. Actuals	Budget	Unrestricted	Restricted
11000	207191	1330	05010	EXTENDED DAY (OVERLOAD)	4,094	-	-	-
11000	207191	1330	22010	EXTENDED DAY (OVERLOAD)	4,094	-	-	-
11000	207191	3110	05010	STRS BENEFITS - INSTRUCTIONAL	2,421	-	-	-
11000	207191	3110	05020	STRS BENEFITS - INSTRUCTIONAL	4,165	-	-	-
11000	207191	3110	05030	STRS BENEFITS - INSTRUCTIONAL	1,562	-	-	-
11000	207191	3110	22010	STRS BENEFITS - INSTRUCTIONAL	338	-	-	-
11000	207191	3310	05010	OASDI INSTRUCTIONAL	425	-	-	-
11000	207191	3310	05020	OASDI INSTRUCTIONAL	732	-	-	-
11000	207191	3310	05030	OASDI INSTRUCTIONAL	275	-	-	-
11000	207191	3310	22010	OASDI INSTRUCTIONAL	59	-	-	-
11000	207191	3410	05010	HEALTH - INSTRUCTIONAL	4,496	-	-	-
11000	207191	3410	05020	HEALTH - INSTRUCTIONAL	8,991	-	-	-
11000	207191	3410	05030	HEALTH - INSTRUCTIONAL	3,372	-	-	-
11000	207191	3510	05010	STATE UNEMPLOYMENT - INSTRUCTIONAL	323	-	-	-
11000	207191	3510	05020	STATE UNEMPLOYMENT - INSTRUCTIONAL	555	-	-	-
11000	207191	3510	05030	STATE UNEMPLOYMENT - INSTRUCTIONAL	208	-	-	-
11000	207191	3510	22010	STATE UNEMPLOYMENT - INSTRUCTIONAL	45	-	-	-
11000	207191	3610	05010	WORKERS COMP - INSTRUCTIONAL	276	-	-	-
11000	207191	3610	05020	WORKERS COMP - INSTRUCTIONAL	474	-	-	-
11000	207191	3610	05030	WORKERS COMP - INSTRUCTIONAL	178	-	-	-
11000	207191	3610	22010	WORKERS COMP - INSTRUCTIONAL	38	-	-	-
11000	207201	1110	07010	SALARIES, REGULAR TEACHING	107,037	-	-	-
11000	207201	1330	07010	EXTENDED DAY (OVERLOAD)	43,358	-	-	-
11000	207201	3110	07010	STRS BENEFITS - INSTRUCTIONAL	12,408	-	-	-
11000	207201	3310	07010	OASDI INSTRUCTIONAL	2,181	-	-	-
11000	207201	3510	07010	STATE UNEMPLOYMENT - INSTRUCTIONAL	1,654	-	-	-
11000	207201	3610	07010	WORKERS COMP - INSTRUCTIONAL	1,413	-	-	-
Total for Applied Technologies:					466,372	20,679	20,679	-

*** LIBERAL ARTS ***

Account Number				2012/2013	2013/2014			
Fund	Organiz.	Account	Program	Description	Est. Actuals	Budget	Unrestricted	Restricted
11000	208000	1310	10010	CONTINUING EDUCATION (EVENING OR DAY)	73,464	-	-	-
11000	208000	1310	10020	CONTINUING EDUCATION (EVENING OR DAY)	3,548	-	-	-
11000	208000	1310	10040	CONTINUING EDUCATION (EVENING OR DAY)	15,555	-	-	-
11000	208000	1310	11050	CONTINUING EDUCATION (EVENING OR DAY)	7,400	-	-	-
11000	208000	1310	15010	CONTINUING EDUCATION (EVENING OR DAY)	119,497	-	-	-
11000	208000	1310	49308	CONTINUING EDUCATION (EVENING OR DAY)	26,271	-	-	-
11000	208000	1320	10010	SUMMER SESSION	20,981	-	-	-
11000	208000	1320	10040	SUMMER SESSION	4,094	-	-	-
11000	208000	1320	15010	SUMMER SESSION	17,966	-	-	-
11000	208000	1320	49308	SUMMER SESSION	9,552	-	-	-
11000	208000	1330	15010	EXTENDED DAY (OVERLOAD)	4,094	-	-	-
11000	208000	1340	10010	SUBSTITUTES (INCLUDES MASTER TEACHER SUBS)	643	-	-	-
11000	208000	1340	15010	SUBSTITUTES (INCLUDES MASTER TEACHER SUBS)	696	-	-	-
11000	208000	1340	49308	SUBSTITUTES (INCLUDES MASTER TEACHER SUBS)	792	-	-	-
11000	208000	1380	10010	STAFF DEVELOPMENT	482	-	-	-
11000	208000	1380	15010	STAFF DEVELOPMENT	500	-	-	-
11000	208000	1385	10010	OFFICE HOURS	1,092	-	-	-

Account Number				2012/2013	2013/2014			
Fund	Organiz.	Account	Program	Description	Est. Actuals	Budget	Unrestricted	Restricted
11000	208000	1385	10040	OFFICE HOURS	409	-	-	-
11000	208000	1385	11050	OFFICE HOURS	121	-	-	-
11000	208000	1385	15010	OFFICE HOURS	634	-	-	-
11000	208000	1385	15060	OFFICE HOURS	273	-	-	-
11000	208000	1385	49308	OFFICE HOURS	254	-	-	-
11000	208000	2361	15010	STUDENT WORKER SALARIES	1,160	-	-	-
11000	208000	2370	10010	SHORT-TERM SUBSTITUTES	95	-	-	-
11000	208000	2461	10020	DIRECT INSTRUCTION - OTHER STUDENTS	6,622	-	-	-
11000	208000	2461	10020	DIRECT INSTRUCTION - OTHER STUDENTS	-	8,440	8,440	-
11000	208000	2461	10021	DIRECT INSTRUCTION - OTHER STUDENTS	-	2,720	2,720	-
11000	208000	2461	11050	DIRECT INSTRUCTION - OTHER STUDENTS	1,383	-	-	-
11000	208000	2461	11051	DIRECT INSTRUCTION - OTHER STUDENTS	-	1,360	1,360	-
11000	208000	2461	15010	DIRECT INSTRUCTION - OTHER STUDENTS	4,323	-	-	-
11000	208000	2461	15011	DIRECT INSTRUCTION - OTHER STUDENTS	-	1,360	1,360	-
11000	208000	2461	15012	DIRECT INSTRUCTION - OTHER STUDENTS	-	1,360	1,360	-
11000	208000	2461	15013	DIRECT INSTRUCTION - OTHER STUDENTS	-	1,360	1,360	-
11000	208000	2461	15014	DIRECT INSTRUCTION - OTHER STUDENTS	-	1,360	1,360	-
11000	208000	2461	15015	DIRECT INSTRUCTION - OTHER STUDENTS	-	1,360	1,360	-
11000	208000	2461	15016	DIRECT INSTRUCTION - OTHER STUDENTS	-	1,360	1,360	-
11000	208000	2461	49308	DIRECT INSTRUCTION - OTHER STUDENTS	-	1,360	1,360	-
11000	208000	2461	49999	DIRECT INSTRUCTION - OTHER STUDENTS	-	1,360	1,360	-
11000	208000	3110	10010	STRS BENEFITS - INSTRUCTIONAL	4,412	-	-	-
11000	208000	3110	10020	STRS BENEFITS - INSTRUCTIONAL	293	-	-	-
11000	208000	3110	10040	STRS BENEFITS - INSTRUCTIONAL	1,575	-	-	-
11000	208000	3110	15010	STRS BENEFITS - INSTRUCTIONAL	10,643	-	-	-
11000	208000	3110	49308	STRS BENEFITS - INSTRUCTIONAL	2,465	-	-	-
11000	208000	3310	10010	OASDI INSTRUCTIONAL	1,402	-	-	-
11000	208000	3310	10020	OASDI INSTRUCTIONAL	51	-	-	-
11000	208000	3310	10040	OASDI INSTRUCTIONAL	1,534	-	-	-
11000	208000	3310	11050	OASDI INSTRUCTIONAL	575	-	-	-
11000	208000	3310	15010	OASDI INSTRUCTIONAL	2,648	-	-	-
11000	208000	3310	49308	OASDI INSTRUCTIONAL	1,194	-	-	-
11000	208000	3320	10010	OASDI NONINSTRUCTIONAL	7	-	-	-
11000	208000	3510	10010	STATE UNEMPLOYMENT - INSTRUCTIONAL	1,063	-	-	-
11000	208000	3510	10020	STATE UNEMPLOYMENT - INSTRUCTIONAL	39	-	-	-
11000	208000	3510	10040	STATE UNEMPLOYMENT - INSTRUCTIONAL	221	-	-	-
11000	208000	3510	11050	STATE UNEMPLOYMENT - INSTRUCTIONAL	83	-	-	-
11000	208000	3510	15010	STATE UNEMPLOYMENT - INSTRUCTIONAL	1,535	-	-	-
11000	208000	3510	49308	STATE UNEMPLOYMENT - INSTRUCTIONAL	406	-	-	-
11000	208000	3520	10010	STATE UNEMPLOYMENT - NONINSTRUCTIONAL	1	-	-	-
11000	208000	3610	10010	WORKERS COMP - INSTRUCTIONAL	908	-	-	-
11000	208000	3610	10020	WORKERS COMP - INSTRUCTIONAL	33	-	-	-
11000	208000	3610	10040	WORKERS COMP - INSTRUCTIONAL	188	-	-	-
11000	208000	3610	11050	WORKERS COMP - INSTRUCTIONAL	71	-	-	-
11000	208000	3610	15010	WORKERS COMP - INSTRUCTIONAL	1,311	-	-	-
11000	208000	3610	49308	WORKERS COMP - INSTRUCTIONAL	346	-	-	-
11000	208000	3620	10010	WORKERS COMP - NONINSTRUCTIONAL	1	-	-	-
11000	208000	3620	10020	WORKERS COMP - NONINSTRUCTIONAL	62	-	-	-
11000	208000	3620	11050	WORKERS COMP - NONINSTRUCTIONAL	13	-	-	-
11000	208000	3620	15010	WORKERS COMP - NONINSTRUCTIONAL	52	-	-	-
11000	208000	4110	10021	TEXTBOOKS	-	100	100	-
11000	208000	4110	49031	TEXTBOOKS	-	100	100	-

Account Number				2012/2013	2013/2014		
Fund	Organiz.	Account	Program Description	Est. Actuals	Budget	Unrestricted	Restricted
11000	208000	4110	49998 TEXTBOOKS	-	10,250	10,250	-
11000	208000	4310	10020 SUPPLIES, NONINSTRUCTIONAL	69	100	100	-
11000	208000	4310	49031 SUPPLIES, NONINSTRUCTIONAL	-	30	30	-
11000	208000	4311	10021 INSTRUCTIONAL SUPPLIES	2,369	3,000	3,000	-
11000	208000	4311	11051 INSTRUCTIONAL SUPPLIES	444	250	250	-
11000	208000	4311	15010 INSTRUCTIONAL SUPPLIES	-	4,250	4,250	-
11000	208000	4311	15011 INSTRUCTIONAL SUPPLIES	173	2,000	2,000	-
11000	208000	4311	15012 INSTRUCTIONAL SUPPLIES	-	825	825	-
11000	208000	4311	15013 INSTRUCTIONAL SUPPLIES	143	845	845	-
11000	208000	4311	15014 INSTRUCTIONAL SUPPLIES	-	940	940	-
11000	208000	4311	15015 INSTRUCTIONAL SUPPLIES	70	750	750	-
11000	208000	4311	15016 INSTRUCTIONAL SUPPLIES	94	275	275	-
11000	208000	4311	15091 INSTRUCTIONAL SUPPLIES	15	500	500	-
11000	208000	4311	49031 INSTRUCTIONAL SUPPLIES	30	200	200	-
11000	208000	4311	49308 INSTRUCTIONAL SUPPLIES	-	700	700	-
11000	208000	4311	49998 INSTRUCTIONAL SUPPLIES	-	6,750	6,750	-
11000	208000	4311	49999 INSTRUCTIONAL SUPPLIES	-	4,250	4,250	-
11000	208000	4314	49031 VIDEO TAPES	30	200	200	-
11000	208000	4315	49308 COMPUTER SOFTWARE	-	150	150	-
11000	208000	4318	10020 PRINTING SUPPLIES	549	400	400	-
11000	208000	4318	10021 PRINTING SUPPLIES	-	300	300	-
11000	208000	4318	11051 PRINTING SUPPLIES	60	60	60	-
11000	208000	4318	15012 PRINTING SUPPLIES	31	55	55	-
11000	208000	4318	15013 PRINTING SUPPLIES	-	155	155	-
11000	208000	4318	15014 PRINTING SUPPLIES	60	60	60	-
11000	208000	4318	15015 PRINTING SUPPLIES	490	280	280	-
11000	208000	4318	15016 PRINTING SUPPLIES	1,233	2,300	2,300	-
11000	208000	4318	15091 PRINTING SUPPLIES	137	155	155	-
11000	208000	4318	49031 PRINTING SUPPLIES	370	100	100	-
11000	208000	4318	49308 PRINTING SUPPLIES	-	155	155	-
11000	208000	4318	49998 PRINTING SUPPLIES	-	2,000	2,000	-
11000	208000	4410	10020 FOOD SUPPLIES	327	500	500	-
11000	208000	5510	49998 CONSULTANT	-	100	100	-
11000	208000	5511	15010 SPECIAL GUESTS	600	650	650	-
11000	208000	5632	15016 OUTSIDE WORK FOR EQUIPMENT	-	262	262	-
11000	208000	5642	10022 COMPUTER LICENSE FEES	405	4,500	4,500	-
11000	208000	5642	49998 COMPUTER LICENSE FEES	-	4,800	4,800	-
11000	208000	5740	10021 FIELD TRIPS	-	700	700	-
11000	208000	5740	49031 FIELD TRIPS	-	370	370	-
11000	208000	5740	49998 FIELD TRIPS	-	800	800	-
11000	208000	5940	10020 POSTAGE, FREIGHT (SHIPPING IN)	-	100	100	-
11000	208000	6412	10022 EQUIPMENT - UNDER \$5,000	-	4,000	4,000	-
11000	208000	6412	11051 EQUIPMENT - UNDER \$5,000	-	690	690	-
11000	208000	6412	15016 EQUIPMENT - UNDER \$5,000	-	3,300	3,300	-
11000	208000	6412	49998 EQUIPMENT - UNDER \$5,000	-	3,000	3,000	-
11000	208000	6415	15012 COMPUTER EQUIPMENT	-	120	120	-
11000	208003	5642	49999 COMPUTER LICENSE FEES	168	-	-	-
11000	208003	5740	49999 FIELD TRIPS	120	-	-	-
11000	208004	4313	49999 SUPPLIES FOR COMPUTERS	16	-	-	-
11000	208004	5740	49999 FIELD TRIPS	110	-	-	-
11000	208004	5990	11050 OTHER SERVICES	32	-	-	-
11000	208006	4310	10010 SUPPLIES, NONINSTRUCTIONAL	57	-	-	-

Account Number				2012/2013	2013/2014		
Fund	Organiz.	Account	Program Description	Est. Actuals	Budget	Unrestricted	Restricted
11000	208006	4410	10010 FOOD SUPPLIES	70	-	-	-
11000	208013	4318	15010 PRINTING SUPPLIES	645	-	-	-
11000	208013	5642	15010 COMPUTER LICENSE FEES	468	-	-	-
11000	208014	4311	10020 INSTRUCTIONAL SUPPLIES	2,833	-	-	-
11000	208155	1110	15010 SALARIES, REGULAR TEACHING	5,397	-	-	-
11000	208155	1330	15010 EXTENDED DAY (OVERLOAD)	1,365	-	-	-
11000	208155	3110	15010 STRS BENEFITS - INSTRUCTIONAL	558	-	-	-
11000	208155	3310	15010 OASDI INSTRUCTIONAL	98	-	-	-
11000	208155	3410	15010 HEALTH - INSTRUCTIONAL	1,117	-	-	-
11000	208155	3510	15010 STATE UNEMPLOYMENT - INSTRUCTIONAL	74	-	-	-
11000	208155	3610	15010 WORKERS COMP - INSTRUCTIONAL	64	-	-	-
11000	208159	1110	15010 SALARIES, REGULAR TEACHING	97,332	-	-	-
11000	208159	1330	15010 EXTENDED DAY (OVERLOAD)	6,823	-	-	-
11000	208159	1340	15010 SUBSTITUTES (INCLUDES MASTER TEACHER SUBS)	187	-	-	-
11000	208159	1490	49999 NONINSTRUCTIONAL SALARIES, OTHER	2,047	-	-	-
11000	208159	3110	15010 STRS BENEFITS - INSTRUCTIONAL	8,608	-	-	-
11000	208159	3110	49999 STRS BENEFITS - INSTRUCTIONAL	169	-	-	-
11000	208159	3310	15010 OASDI INSTRUCTIONAL	1,513	-	-	-
11000	208159	3310	49999 OASDI INSTRUCTIONAL	30	-	-	-
11000	208159	3410	15010 HEALTH - INSTRUCTIONAL	16,753	-	-	-
11000	208159	3510	15010 STATE UNEMPLOYMENT - INSTRUCTIONAL	1,137	-	-	-
11000	208159	3510	49999 STATE UNEMPLOYMENT - INSTRUCTIONAL	22	-	-	-
11000	208159	3610	15010 WORKERS COMP - INSTRUCTIONAL	971	-	-	-
11000	208159	3610	49999 WORKERS COMP - INSTRUCTIONAL	19	-	-	-
11000	208159	4110	15010 TEXTBOOKS	15	-	-	-
11000	208159	4310	15010 SUPPLIES, NONINSTRUCTIONAL	58	-	-	-
11000	208159	4318	15010 PRINTING SUPPLIES	126	-	-	-
11000	208161	1110	15010 SALARIES, REGULAR TEACHING	105,983	-	-	-
11000	208161	1330	15010 EXTENDED DAY (OVERLOAD)	10,097	-	-	-
11000	208161	3110	15010 STRS BENEFITS - INSTRUCTIONAL	9,577	-	-	-
11000	208161	3310	15010 OASDI INSTRUCTIONAL	1,683	-	-	-
11000	208161	3410	15010 HEALTH - INSTRUCTIONAL	16,860	-	-	-
11000	208161	3510	15010 STATE UNEMPLOYMENT - INSTRUCTIONAL	1,277	-	-	-
11000	208161	3610	15010 WORKERS COMP - INSTRUCTIONAL	1,090	-	-	-
11000	208162	1110	15010 SALARIES, REGULAR TEACHING	94,103	-	-	-
11000	208162	1330	15010 EXTENDED DAY (OVERLOAD)	17,056	-	-	-
11000	208162	3110	15010 STRS BENEFITS - INSTRUCTIONAL	9,171	-	-	-
11000	208162	3310	15010 OASDI INSTRUCTIONAL	1,612	-	-	-
11000	208162	3410	15010 HEALTH - INSTRUCTIONAL	14,810	-	-	-
11000	208162	3510	15010 STATE UNEMPLOYMENT - INSTRUCTIONAL	1,223	-	-	-
11000	208162	3610	15010 WORKERS COMP - INSTRUCTIONAL	1,044	-	-	-
11000	208163	1110	15010 SALARIES, REGULAR TEACHING	77,438	-	-	-
11000	208163	1330	15010 EXTENDED DAY (OVERLOAD)	4,094	-	-	-
11000	208163	3110	15010 STRS BENEFITS - INSTRUCTIONAL	6,726	-	-	-
11000	208163	3310	15010 OASDI INSTRUCTIONAL	1,183	-	-	-
11000	208163	3410	15010 HEALTH - INSTRUCTIONAL	16,860	-	-	-
11000	208163	3510	15010 STATE UNEMPLOYMENT - INSTRUCTIONAL	897	-	-	-
11000	208163	3610	15010 WORKERS COMP - INSTRUCTIONAL	766	-	-	-
11000	208164	1110	15010 SALARIES, REGULAR TEACHING	44,665	-	-	-
11000	208164	1110	22010 SALARIES, REGULAR TEACHING	66,997	-	-	-
11000	208164	3110	15010 STRS BENEFITS - INSTRUCTIONAL	3,685	-	-	-
11000	208164	3110	22010 STRS BENEFITS - INSTRUCTIONAL	5,527	-	-	-

Account Number				2012/2013	2013/2014		
Fund	Organiz.	Account	Program Description	Est. Actuals	Budget	Unrestricted	Restricted
11000	208164	3310	15010 OASDI INSTRUCTIONAL	648	-	-	-
11000	208164	3310	22010 OASDI INSTRUCTIONAL	972	-	-	-
11000	208164	3410	15010 HEALTH - INSTRUCTIONAL	6,744	-	-	-
11000	208164	3410	22010 HEALTH - INSTRUCTIONAL	10,116	-	-	-
11000	208164	3510	15010 STATE UNEMPLOYMENT - INSTRUCTIONAL	491	-	-	-
11000	208164	3510	22010 STATE UNEMPLOYMENT - INSTRUCTIONAL	737	-	-	-
11000	208164	3610	15010 WORKERS COMP - INSTRUCTIONAL	420	-	-	-
11000	208164	3610	22010 WORKERS COMP - INSTRUCTIONAL	629	-	-	-
11000	208169	1110	06020 SALARIES, REGULAR TEACHING	43,668	-	-	-
11000	208169	1110	15010 SALARIES, REGULAR TEACHING	65,501	-	-	-
11000	208169	1330	15010 EXTENDED DAY (OVERLOAD)	4,094	-	-	-
11000	208169	3110	06020 STRS BENEFITS - INSTRUCTIONAL	3,603	-	-	-
11000	208169	3110	15010 STRS BENEFITS - INSTRUCTIONAL	5,742	-	-	-
11000	208169	3310	06020 OASDI INSTRUCTIONAL	633	-	-	-
11000	208169	3310	15010 OASDI INSTRUCTIONAL	1,009	-	-	-
11000	208169	3410	06020 HEALTH - INSTRUCTIONAL	6,669	-	-	-
11000	208169	3410	15010 HEALTH - INSTRUCTIONAL	10,003	-	-	-
11000	208169	3510	06020 STATE UNEMPLOYMENT - INSTRUCTIONAL	469	-	-	-
11000	208169	3510	15010 STATE UNEMPLOYMENT - INSTRUCTIONAL	749	-	-	-
11000	208169	3610	06020 WORKERS COMP - INSTRUCTIONAL	401	-	-	-
11000	208169	3610	15010 WORKERS COMP - INSTRUCTIONAL	639	-	-	-
11000	208169	4310	15010 SUPPLIES, NONINSTRUCTIONAL	9	-	-	-
11000	208169	4311	15010 INSTRUCTIONAL SUPPLIES	6	-	-	-
11000	208178	1490	49308 NONINSTRUCTIONAL SALARIES, OTHER	241	-	-	-
11000	208178	3110	49308 STRS BENEFITS - INSTRUCTIONAL	20	-	-	-
11000	208178	3310	49308 OASDI INSTRUCTIONAL	4	-	-	-
11000	208178	3510	49308 STATE UNEMPLOYMENT - INSTRUCTIONAL	3	-	-	-
11000	208178	3610	49308 WORKERS COMP - INSTRUCTIONAL	2	-	-	-
11000	208181	1110	11050 SALARIES, REGULAR TEACHING	101,553	-	-	-
11000	208181	1330	11050 EXTENDED DAY (OVERLOAD)	23,518	-	-	-
11000	208181	1490	11050 NONINSTRUCTIONAL SALARIES, OTHER	241	-	-	-
11000	208181	3110	11050 STRS BENEFITS - INSTRUCTIONAL	10,338	-	-	-
11000	208181	3110	15010 STRS BENEFITS - INSTRUCTIONAL	338	-	-	-
11000	208181	3310	11050 OASDI INSTRUCTIONAL	1,818	-	-	-
11000	208181	3310	15010 OASDI INSTRUCTIONAL	59	-	-	-
11000	208181	3410	11050 HEALTH - INSTRUCTIONAL	13,101	-	-	-
11000	208181	3510	11050 STATE UNEMPLOYMENT - INSTRUCTIONAL	1,378	-	-	-
11000	208181	3510	15010 STATE UNEMPLOYMENT - INSTRUCTIONAL	45	-	-	-
11000	208181	3610	11050 WORKERS COMP - INSTRUCTIONAL	1,177	-	-	-
11000	208181	3610	15010 WORKERS COMP - INSTRUCTIONAL	38	-	-	-
11000	208196	1110	10010 SALARIES, REGULAR TEACHING	64,806	-	-	-
11000	208196	1110	49030 SALARIES, REGULAR TEACHING	43,204	-	-	-
11000	208196	1330	10010 EXTENDED DAY (OVERLOAD)	4,094	-	-	-
11000	208196	1330	49030 EXTENDED DAY (OVERLOAD)	4,094	-	-	-
11000	208196	1490	49999 NONINSTRUCTIONAL SALARIES, OTHER	3,520	-	-	-
11000	208196	3110	10010 STRS BENEFITS - INSTRUCTIONAL	338	-	-	-
11000	208196	3110	11010 STRS BENEFITS - INSTRUCTIONAL	5,346	-	-	-
11000	208196	3110	49030 STRS BENEFITS - INSTRUCTIONAL	3,902	-	-	-
11000	208196	3110	49999 STRS BENEFITS - INSTRUCTIONAL	290	-	-	-
11000	208196	3310	10010 OASDI INSTRUCTIONAL	59	-	-	-
11000	208196	3310	11010 OASDI INSTRUCTIONAL	940	-	-	-
11000	208196	3310	49030 OASDI INSTRUCTIONAL	686	-	-	-

Account Number				2012/2013	2013/2014			
Fund	Organiz.	Account	Program	Description	Est. Actuals	Budget	Unrestricted	Restricted
11000	208196	3310	49999	OASDI INSTRUCTIONAL	51	-	-	-
11000	208196	3410	11010	HEALTH - INSTRUCTIONAL	10,003	-	-	-
11000	208196	3410	49030	HEALTH - INSTRUCTIONAL	6,669	-	-	-
11000	208196	3510	10010	STATE UNEMPLOYMENT - INSTRUCTIONAL	45	-	-	-
11000	208196	3510	11010	STATE UNEMPLOYMENT - INSTRUCTIONAL	710	-	-	-
11000	208196	3510	49030	STATE UNEMPLOYMENT - INSTRUCTIONAL	518	-	-	-
11000	208196	3510	49999	STATE UNEMPLOYMENT - INSTRUCTIONAL	39	-	-	-
11000	208196	3610	10010	WORKERS COMP - INSTRUCTIONAL	38	-	-	-
11000	208196	3610	11010	WORKERS COMP - INSTRUCTIONAL	606	-	-	-
11000	208196	3610	49030	WORKERS COMP - INSTRUCTIONAL	443	-	-	-
11000	208196	3610	49999	WORKERS COMP - INSTRUCTIONAL	33	-	-	-
11000	208215	1110	15010	SALARIES, REGULAR TEACHING	74,660	-	-	-
11000	208215	3110	15010	STRS BENEFITS - INSTRUCTIONAL	6,159	-	-	-
11000	208215	3310	15010	OASDI INSTRUCTIONAL	1,083	-	-	-
11000	208215	3410	15010	HEALTH - INSTRUCTIONAL	16,860	-	-	-
11000	208215	3510	15010	STATE UNEMPLOYMENT - INSTRUCTIONAL	821	-	-	-
11000	208215	3610	15010	WORKERS COMP - INSTRUCTIONAL	701	-	-	-
11000	208223	1110	49308	SALARIES, REGULAR TEACHING	9,102	-	-	-
11000	208223	3110	49308	STRS BENEFITS - INSTRUCTIONAL	751	-	-	-
11000	208223	3310	49308	OASDI INSTRUCTIONAL	132	-	-	-
11000	208223	3410	49308	HEALTH - INSTRUCTIONAL	3,766	-	-	-
11000	208223	3510	49308	STATE UNEMPLOYMENT - INSTRUCTIONAL	100	-	-	-
11000	208223	3610	49308	WORKERS COMP - INSTRUCTIONAL	86	-	-	-
Total for Liberal Arts:					<u>1,608,639</u>	<u>89,777</u>	<u>89,777</u>	<u>-</u>

*** SCIENCES & MATH ***

Account Number				2012/2013	2013/2014			
Fund	Organiz.	Account	Program	Description	Est. Actuals	Budget	Unrestricted	Restricted
11000	209000	1110	04010	SALARIES, REGULAR TEACHING	85,458	-	-	-
11000	209000	1310	04010	CONTINUING EDUCATION (EVENING OR DAY)	22,974	-	-	-
11000	209000	1310	07010	CONTINUING EDUCATION (EVENING OR DAY)	17,670	-	-	-
11000	209000	1310	08350	CONTINUING EDUCATION (EVENING OR DAY)	5,460	-	-	-
11000	209000	1310	08370	CONTINUING EDUCATION (EVENING OR DAY)	24,834	-	-	-
11000	209000	1310	17010	CONTINUING EDUCATION (EVENING OR DAY)	48,491	-	-	-
11000	209000	1310	19010	CONTINUING EDUCATION (EVENING OR DAY)	11,783	-	-	-
11000	209000	1320	04010	SUMMER SESSION	4,094	-	-	-
11000	209000	1320	08370	SUMMER SESSION	4,094	-	-	-
11000	209000	1320	17010	SUMMER SESSION	5,101	-	-	-
11000	209000	1330	08350	EXTENDED DAY (OVERLOAD)	26,568	-	-	-
11000	209000	1330	08370	EXTENDED DAY (OVERLOAD)	9,825	-	-	-
11000	209000	1330	17010	EXTENDED DAY (OVERLOAD)	7,101	-	-	-
11000	209000	1340	07010	SUBSTITUTES (INCLUDES MASTER TEACHER SUBS)	241	-	-	-
11000	209000	1340	08370	SUBSTITUTES (INCLUDES MASTER TEACHER SUBS)	1,686	-	-	-
11000	209000	1340	17010	SUBSTITUTES (INCLUDES MASTER TEACHER SUBS)	482	-	-	-
11000	209000	1380	17010	STAFF DEVELOPMENT	642	-	-	-
11000	209000	1380	22060	STAFF DEVELOPMENT	1,445	-	-	-
11000	209000	1385	04010	OFFICE HOURS	611	-	-	-
11000	209000	1385	08370	OFFICE HOURS	546	-	-	-
11000	209000	1385	17010	OFFICE HOURS	1,077	-	-	-

Account Number				2012/2013	2013/2014			
Fund	Organiz.	Account	Program	Description	Est. Actuals	Budget	Unrestricted	Restricted
11000	209000	1385	19010	OFFICE HOURS	243	-	-	-
11000	209000	2361	04010	STUDENT WORKER SALARIES	1,234	-	-	-
11000	209000	2361	19010	STUDENT WORKER SALARIES	479	-	-	-
11000	209000	2370	19010	SHORT-TERM SUBSTITUTES	567	-	-	-
11000	209000	2461	04010	DIRECT INSTRUCTION - OTHER STUDENTS	2,671	-	-	-
11000	209000	2461	04011	DIRECT INSTRUCTION - OTHER STUDENTS	-	1,360	1,360	-
11000	209000	2461	04013	DIRECT INSTRUCTION - OTHER STUDENTS	-	1,360	1,360	-
11000	209000	2461	04014	DIRECT INSTRUCTION - OTHER STUDENTS	-	1,360	1,360	-
11000	209000	2461	08350	DIRECT INSTRUCTION - OTHER STUDENTS	2,426	-	-	-
11000	209000	2461	08352	DIRECT INSTRUCTION - OTHER STUDENTS	-	1,360	1,360	-
11000	209000	2461	08353	DIRECT INSTRUCTION - OTHER STUDENTS	-	1,360	1,360	-
11000	209000	2461	08354	DIRECT INSTRUCTION - OTHER STUDENTS	-	1,360	1,360	-
11000	209000	2461	08370	DIRECT INSTRUCTION - OTHER STUDENTS	2,181	-	-	-
11000	209000	2461	17010	DIRECT INSTRUCTION - OTHER STUDENTS	1,971	-	-	-
11000	209000	2461	17011	DIRECT INSTRUCTION - OTHER STUDENTS	-	1,360	1,360	-
11000	209000	2461	17012	DIRECT INSTRUCTION - OTHER STUDENTS	-	1,360	1,360	-
11000	209000	2461	17013	DIRECT INSTRUCTION - OTHER STUDENTS	-	1,360	1,360	-
11000	209000	2461	17014	DIRECT INSTRUCTION - OTHER STUDENTS	-	1,360	1,360	-
11000	209000	2461	17016	DIRECT INSTRUCTION - OTHER STUDENTS	-	1,360	1,360	-
11000	209000	2461	19010	DIRECT INSTRUCTION - OTHER STUDENTS	1,761	-	-	-
11000	209000	2461	19051	DIRECT INSTRUCTION - OTHER STUDENTS	-	1,360	1,360	-
11000	209000	2461	19111	DIRECT INSTRUCTION - OTHER STUDENTS	-	1,360	1,360	-
11000	209000	3110	04010	STRS BENEFITS - INSTRUCTIONAL	9,208	-	-	-
11000	209000	3110	07010	STRS BENEFITS - INSTRUCTIONAL	20	-	-	-
11000	209000	3110	08350	STRS BENEFITS - INSTRUCTIONAL	1,178	-	-	-
11000	209000	3110	08370	STRS BENEFITS - INSTRUCTIONAL	1,794	-	-	-
11000	209000	3110	17010	STRS BENEFITS - INSTRUCTIONAL	4,478	-	-	-
11000	209000	3110	19010	STRS BENEFITS - INSTRUCTIONAL	260	-	-	-
11000	209000	3310	04010	OASDI INSTRUCTIONAL	1,735	-	-	-
11000	209000	3310	07010	OASDI INSTRUCTIONAL	260	-	-	-
11000	209000	3310	08350	OASDI INSTRUCTIONAL	1,209	-	-	-
11000	209000	3310	08370	OASDI INSTRUCTIONAL	1,787	-	-	-
11000	209000	3310	17010	OASDI INSTRUCTIONAL	1,360	-	-	-
11000	209000	3310	19010	OASDI INSTRUCTIONAL	174	-	-	-
11000	209000	3310	22060	OASDI INSTRUCTIONAL	21	-	-	-
11000	209000	3320	19010	OASDI NONINSTRUCTIONAL	43	-	-	-
11000	209000	3410	04010	HEALTH - INSTRUCTIONAL	16,860	-	-	-
11000	209000	3510	04010	STATE UNEMPLOYMENT - INSTRUCTIONAL	1,229	-	-	-
11000	209000	3510	07010	STATE UNEMPLOYMENT - INSTRUCTIONAL	197	-	-	-
11000	209000	3510	08350	STATE UNEMPLOYMENT - INSTRUCTIONAL	352	-	-	-
11000	209000	3510	08370	STATE UNEMPLOYMENT - INSTRUCTIONAL	451	-	-	-
11000	209000	3510	17010	STATE UNEMPLOYMENT - INSTRUCTIONAL	692	-	-	-
11000	209000	3510	19010	STATE UNEMPLOYMENT - INSTRUCTIONAL	132	-	-	-
11000	209000	3510	22060	STATE UNEMPLOYMENT - INSTRUCTIONAL	16	-	-	-
11000	209000	3520	19010	STATE UNEMPLOYMENT - NONINSTRUCTIONAL	6	-	-	-
11000	209000	3610	04010	WORKERS COMP - INSTRUCTIONAL	1,050	-	-	-
11000	209000	3610	07010	WORKERS COMP - INSTRUCTIONAL	168	-	-	-
11000	209000	3610	08350	WORKERS COMP - INSTRUCTIONAL	301	-	-	-
11000	209000	3610	08370	WORKERS COMP - INSTRUCTIONAL	385	-	-	-
11000	209000	3610	17010	WORKERS COMP - INSTRUCTIONAL	591	-	-	-
11000	209000	3610	19010	WORKERS COMP - INSTRUCTIONAL	113	-	-	-
11000	209000	3610	22060	WORKERS COMP - INSTRUCTIONAL	14	-	-	-

Account Number				2012/2013	2013/2014			
Fund	Organiz.	Account	Program	Description	Est. Actuals	Budget	Unrestricted	Restricted
11000	209000	3620	04010	WORKERS COMP - NONINSTRUCTIONAL	37	-	-	-
11000	209000	3620	08350	WORKERS COMP - NONINSTRUCTIONAL	23	-	-	-
11000	209000	3620	08370	WORKERS COMP - NONINSTRUCTIONAL	20	-	-	-
11000	209000	3620	17010	WORKERS COMP - NONINSTRUCTIONAL	19	-	-	-
11000	209000	3620	19010	WORKERS COMP - NONINSTRUCTIONAL	26	-	-	-
11000	209000	4211	04011	PERIODICALS	-	102	102	-
11000	209000	4211	04014	PERIODICALS	-	102	102	-
11000	209000	4310	17012	SUPPLIES, NONINSTRUCTIONAL	7	25	25	-
11000	209000	4310	17014	SUPPLIES, NONINSTRUCTIONAL	-	50	50	-
11000	209000	4310	19010	SUPPLIES, NONINSTRUCTIONAL	-	10,400	10,400	-
11000	209000	4310	19111	SUPPLIES, NONINSTRUCTIONAL	-	100	100	-
11000	209000	4310	49999	SUPPLIES, NONINSTRUCTIONAL	-	500	500	-
11000	209000	4311	04011	INSTRUCTIONAL SUPPLIES	5,938	3,000	3,000	-
11000	209000	4311	04012	INSTRUCTIONAL SUPPLIES	16,351	12,500	12,500	-
11000	209000	4311	04013	INSTRUCTIONAL SUPPLIES	4,930	3,034	3,034	-
11000	209000	4311	04014	INSTRUCTIONAL SUPPLIES	834	3,000	3,000	-
11000	209000	4311	08350	INSTRUCTIONAL SUPPLIES	-	2,100	2,100	-
11000	209000	4311	08352	INSTRUCTIONAL SUPPLIES	579	1,220	1,220	-
11000	209000	4311	08353	INSTRUCTIONAL SUPPLIES	54	300	300	-
11000	209000	4311	08354	INSTRUCTIONAL SUPPLIES	608	1,500	1,500	-
11000	209000	4311	12500	INSTRUCTIONAL SUPPLIES	-	2,000	2,000	-
11000	209000	4311	17011	INSTRUCTIONAL SUPPLIES	-	900	900	-
11000	209000	4311	17012	INSTRUCTIONAL SUPPLIES	74	910	910	-
11000	209000	4311	17013	INSTRUCTIONAL SUPPLIES	9,269	5,500	5,500	-
11000	209000	4311	17014	INSTRUCTIONAL SUPPLIES	-	950	950	-
11000	209000	4311	17016	INSTRUCTIONAL SUPPLIES	488	765	765	-
11000	209000	4311	19010	INSTRUCTIONAL SUPPLIES	6	4,000	4,000	-
11000	209000	4311	19111	INSTRUCTIONAL SUPPLIES	1,995	2,900	2,900	-
11000	209000	4311	49998	INSTRUCTIONAL SUPPLIES	-	7,000	7,000	-
11000	209000	4311	49999	INSTRUCTIONAL SUPPLIES	1,059	2,650	2,650	-
11000	209000	4312	04011	SUPPLIES FOR EQUIP. REPAIR	-	1,725	1,725	-
11000	209000	4312	04012	SUPPLIES FOR EQUIP. REPAIR	-	12,500	12,500	-
11000	209000	4312	04013	SUPPLIES FOR EQUIP. REPAIR	-	420	420	-
11000	209000	4312	04014	SUPPLIES FOR EQUIP. REPAIR	-	1,725	1,725	-
11000	209000	4314	08352	VIDEO TAPES	-	75	75	-
11000	209000	4315	17016	COMPUTER SOFTWARE	40	235	235	-
11000	209000	4316	08352	GAS, OIL	-	25	25	-
11000	209000	4318	08352	PRINTING SUPPLIES	69	100	100	-
11000	209000	4318	17011	PRINTING SUPPLIES	-	100	100	-
11000	209000	4318	17012	PRINTING SUPPLIES	199	65	65	-
11000	209000	4318	17013	PRINTING SUPPLIES	71	250	250	-
11000	209000	4318	17016	PRINTING SUPPLIES	84	115	115	-
11000	209000	5514	08350	ADMINISTRATIVE FEES & SERVICES	-	900	900	-
11000	209000	5632	04013	OUTSIDE WORK FOR EQUIPMENT	-	630	630	-
11000	209000	5632	17016	OUTSIDE WORK FOR EQUIPMENT	-	285	285	-
11000	209000	5632	49999	OUTSIDE WORK FOR EQUIPMENT	-	500	500	-
11000	209000	5641	08350	CONTRACTS	-	1,000	1,000	-
11000	209000	5641	17013	CONTRACTS	-	4,500	4,500	-
11000	209000	5641	49999	CONTRACTS	-	380	380	-
11000	209000	5740	04011	FIELD TRIPS	210	1,000	1,000	-
11000	209000	5740	04013	FIELD TRIPS	-	1,500	1,500	-
11000	209000	5740	04014	FIELD TRIPS	1,116	1,000	1,000	-

Account Number				2012/2013	2013/2014		
Fund	Organiz.	Account	Program Description	Est. Actuals	Budget	Unrestricted	Restricted
11000	209000	5740	08352 FIELD TRIPS	-	380	380	-
11000	209000	5740	19010 FIELD TRIPS	-	2,400	2,400	-
11000	209000	5890	17013 UTILITIES: OTHER	-	100	100	-
11000	209000	5980	04010 PHYSICAL EXAMS	82	-	-	-
11000	209000	6411	49999 FURNITURE - UNDER \$5,000	-	170	170	-
11000	209000	6412	04011 EQUIPMENT - UNDER \$5,000	-	2,400	2,400	-
11000	209000	6412	04013 EQUIPMENT - UNDER \$5,000	-	2,000	2,000	-
11000	209000	6412	04014 EQUIPMENT - UNDER \$5,000	-	2,400	2,400	-
11000	209000	6412	17013 EQUIPMENT - UNDER \$5,000	-	7,000	7,000	-
11000	209000	6412	17016 EQUIPMENT - UNDER \$5,000	-	100	100	-
11000	209000	6412	19111 EQUIPMENT - UNDER \$5,000	-	5,000	5,000	-
11000	209003	4310	04010 SUPPLIES, NONINSTRUCTIONAL	110	-	-	-
11000	209003	4311	69610 INSTRUCTIONAL SUPPLIES	945	-	-	-
11000	209003	4312	49999 SUPPLIES FOR EQUIP. REPAIR	36	-	-	-
11000	209003	4318	49999 PRINTING SUPPLIES	418	-	-	-
11000	209003	5740	19010 FIELD TRIPS	639	-	-	-
11000	209004	5980	19010 PHYSICAL EXAMS	40	-	-	-
11000	209004	5990	19010 OTHER SERVICES	32	-	-	-
11000	209150	3310	08370 OASDI INSTRUCTIONAL	119	-	-	-
11000	209150	3410	08370 HEALTH - INSTRUCTIONAL	2,183	-	-	-
11000	209150	3510	08370 STATE UNEMPLOYMENT - INSTRUCTIONAL	90	-	-	-
11000	209150	3610	08370 WORKERS COMP - INSTRUCTIONAL	77	-	-	-
11000	209151	1330	08350 EXTENDED DAY (OVERLOAD)	4,094	-	-	-
11000	209151	3110	08350 STRS BENEFITS - INSTRUCTIONAL	338	-	-	-
11000	209151	3310	08350 OASDI INSTRUCTIONAL	59	-	-	-
11000	209151	3510	08350 STATE UNEMPLOYMENT - INSTRUCTIONAL	45	-	-	-
11000	209151	3610	08350 WORKERS COMP - INSTRUCTIONAL	38	-	-	-
11000	209168	1110	04010 SALARIES, REGULAR TEACHING	97,442	-	-	-
11000	209168	1490	49999 NONINSTRUCTIONAL SALARIES, OTHER	3,414	-	-	-
11000	209168	3110	04010 STRS BENEFITS - INSTRUCTIONAL	8,039	-	-	-
11000	209168	3110	49999 STRS BENEFITS - INSTRUCTIONAL	282	-	-	-
11000	209168	3310	04010 OASDI INSTRUCTIONAL	1,413	-	-	-
11000	209168	3310	49999 OASDI INSTRUCTIONAL	49	-	-	-
11000	209168	3410	04010 HEALTH - INSTRUCTIONAL	16,860	-	-	-
11000	209168	3510	04010 STATE UNEMPLOYMENT - INSTRUCTIONAL	1,072	-	-	-
11000	209168	3510	49999 STATE UNEMPLOYMENT - INSTRUCTIONAL	38	-	-	-
11000	209168	3610	04010 WORKERS COMP - INSTRUCTIONAL	915	-	-	-
11000	209168	3610	49999 WORKERS COMP - INSTRUCTIONAL	32	-	-	-
11000	209168	4110	04010 TEXTBOOKS	86	-	-	-
11000	209168	4310	04010 SUPPLIES, NONINSTRUCTIONAL	160	-	-	-
11000	209168	4318	04010 PRINTING SUPPLIES	77	-	-	-
11000	209174	1110	17010 SALARIES, REGULAR TEACHING	108,011	-	-	-
11000	209174	1330	17010 EXTENDED DAY (OVERLOAD)	6,822	-	-	-
11000	209174	1340	17010 SUBSTITUTES (INCLUDES MASTER TEACHER SUBS)	321	-	-	-
11000	209174	3110	17010 STRS BENEFITS - INSTRUCTIONAL	9,500	-	-	-
11000	209174	3310	17010 OASDI INSTRUCTIONAL	1,670	-	-	-
11000	209174	3410	17010 HEALTH - INSTRUCTIONAL	16,672	-	-	-
11000	209174	3510	17010 STATE UNEMPLOYMENT - INSTRUCTIONAL	1,267	-	-	-
11000	209174	3610	17010 WORKERS COMP - INSTRUCTIONAL	1,082	-	-	-
11000	209176	1110	04010 SALARIES, REGULAR TEACHING	117,462	-	-	-
11000	209176	1330	04010 EXTENDED DAY (OVERLOAD)	7,081	-	-	-
11000	209176	3110	04010 STRS BENEFITS - INSTRUCTIONAL	10,275	-	-	-

Account Number				2012/2013	2013/2014		
Fund	Organiz.	Account	Program Description	Est. Actuals	Budget	Unrestricted	Restricted
11000	209176	3410	04010 HEALTH - INSTRUCTIONAL	16,672	-	-	-
11000	209176	3510	04010 STATE UNEMPLOYMENT - INSTRUCTIONAL	1,370	-	-	-
11000	209176	3610	04010 WORKERS COMP - INSTRUCTIONAL	1,170	-	-	-
11000	209176	4318	04010 PRINTING SUPPLIES	165	-	-	-
11000	209177	1110	17010 SALARIES, REGULAR TEACHING	108,011	-	-	-
11000	209177	1310	17010 CONTINUING EDUCATION (EVENING OR DAY)	4	-	-	-
11000	209177	1330	17010 EXTENDED DAY (OVERLOAD)	5,458	-	-	-
11000	209177	1340	17010 SUBSTITUTES (INCLUDES MASTER TEACHER SUBS)	241	-	-	-
11000	209177	1490	17010 NONINSTRUCTIONAL SALARIES, OTHER	241	-	-	-
11000	209177	3110	17010 STRS BENEFITS - INSTRUCTIONAL	9,401	-	-	-
11000	209177	3310	17010 OASDI INSTRUCTIONAL	1,652	-	-	-
11000	209177	3410	17010 HEALTH - INSTRUCTIONAL	16,672	-	-	-
11000	209177	3510	17010 STATE UNEMPLOYMENT - INSTRUCTIONAL	1,251	-	-	-
11000	209177	3610	17010 WORKERS COMP - INSTRUCTIONAL	1,068	-	-	-
11000	209179	1110	08350 SALARIES, REGULAR TEACHING	64,807	-	-	-
11000	209179	1110	08370 SALARIES, REGULAR TEACHING	43,204	-	-	-
11000	209179	1330	08370 EXTENDED DAY (OVERLOAD)	4,094	-	-	-
11000	209179	3110	08350 STRS BENEFITS - INSTRUCTIONAL	5,346	-	-	-
11000	209179	3110	08370 STRS BENEFITS - INSTRUCTIONAL	3,902	-	-	-
11000	209179	3310	08350 OASDI INSTRUCTIONAL	940	-	-	-
11000	209179	3310	08370 OASDI INSTRUCTIONAL	686	-	-	-
11000	209179	3410	08350 HEALTH - INSTRUCTIONAL	10,116	-	-	-
11000	209179	3410	08370 HEALTH - INSTRUCTIONAL	6,744	-	-	-
11000	209179	3510	08350 STATE UNEMPLOYMENT - INSTRUCTIONAL	713	-	-	-
11000	209179	3510	08370 STATE UNEMPLOYMENT - INSTRUCTIONAL	520	-	-	-
11000	209179	3610	08350 WORKERS COMP - INSTRUCTIONAL	609	-	-	-
11000	209179	3610	08370 WORKERS COMP - INSTRUCTIONAL	444	-	-	-
11000	209182	1110	17010 SALARIES, REGULAR TEACHING	97,332	-	-	-
11000	209182	1330	17010 EXTENDED DAY (OVERLOAD)	28,655	-	-	-
11000	209182	3110	17010 STRS BENEFITS - INSTRUCTIONAL	10,394	-	-	-
11000	209182	3310	17010 OASDI INSTRUCTIONAL	1,827	-	-	-
11000	209182	3410	17010 HEALTH - INSTRUCTIONAL	13,101	-	-	-
11000	209182	3510	17010 STATE UNEMPLOYMENT - INSTRUCTIONAL	1,386	-	-	-
11000	209182	3610	17010 WORKERS COMP - INSTRUCTIONAL	1,183	-	-	-
11000	209183	1110	19010 SALARIES, REGULAR TEACHING	93,791	-	-	-
11000	209183	3110	19010 STRS BENEFITS - INSTRUCTIONAL	7,738	-	-	-
11000	209183	3310	19010 OASDI INSTRUCTIONAL	1,360	-	-	-
11000	209183	3410	19010 HEALTH - INSTRUCTIONAL	16,860	-	-	-
11000	209183	3510	19010 STATE UNEMPLOYMENT - INSTRUCTIONAL	1,032	-	-	-
11000	209183	3610	19010 WORKERS COMP - INSTRUCTIONAL	881	-	-	-
11000	209183	4311	17010 INSTRUCTIONAL SUPPLIES	4,988	-	-	-
11000	209183	5642	19010 COMPUTER LICENSE FEES	1,169	-	-	-
11000	209184	4313	04010 SUPPLIES FOR COMPUTERS	20	-	-	-
11000	209184	4318	04010 PRINTING SUPPLIES	71	-	-	-
11000	209184	5980	04010 PHYSICAL EXAMS	82	-	-	-
11000	209184	5980	12042 PHYSICAL EXAMS	40	-	-	-
11000	209184	5990	04010 OTHER SERVICES	29	-	-	-
11000	209187	5990	04010 OTHER SERVICES	49	-	-	-
11000	209190	1110	17010 SALARIES, REGULAR TEACHING	91,012	-	-	-
11000	209190	1330	17010 EXTENDED DAY (OVERLOAD)	5,458	-	-	-
11000	209190	1340	17010 SUBSTITUTES (INCLUDES MASTER TEACHER SUBS)	883	-	-	-
11000	209190	3110	17010 STRS BENEFITS - INSTRUCTIONAL	8,032	-	-	-

Account Number				2012/2013	2013/2014			
Fund	Organiz.	Account	Program	Description	Est. Actuals	Budget	Unrestricted	Restricted
11000	209190	3310	17010	OASDI INSTRUCTIONAL	1,412	-	-	-
11000	209190	3410	17010	HEALTH - INSTRUCTIONAL	16,860	-	-	-
11000	209190	3510	17010	STATE UNEMPLOYMENT - INSTRUCTIONAL	1,015	-	-	-
11000	209190	3610	17010	WORKERS COMP - INSTRUCTIONAL	866	-	-	-
11000	209198	1110	08370	SALARIES, REGULAR TEACHING	48,653	-	-	-
11000	209198	1330	08370	EXTENDED DAY (OVERLOAD)	8,187	-	-	-
11000	209198	3110	08370	STRS BENEFITS - INSTRUCTIONAL	4,689	-	-	-
11000	209198	3310	08370	OASDI INSTRUCTIONAL	824	-	-	-
11000	209198	3410	08370	HEALTH - INSTRUCTIONAL	8,336	-	-	-
11000	209198	3510	08370	STATE UNEMPLOYMENT - INSTRUCTIONAL	625	-	-	-
11000	209198	3610	08370	WORKERS COMP - INSTRUCTIONAL	534	-	-	-
11000	209200	1110	08370	SALARIES, REGULAR TEACHING	80,528	-	-	-
11000	209200	1330	08350	EXTENDED DAY (OVERLOAD)	16,829	-	-	-
11000	209200	3110	08350	STRS BENEFITS - INSTRUCTIONAL	1,388	-	-	-
11000	209200	3110	08370	STRS BENEFITS - INSTRUCTIONAL	6,644	-	-	-
11000	209200	3310	08350	OASDI INSTRUCTIONAL	244	-	-	-
11000	209200	3310	08370	OASDI INSTRUCTIONAL	1,244	-	-	-
11000	209200	3410	08370	HEALTH - INSTRUCTIONAL	16,860	-	-	-
11000	209200	3510	08350	STATE UNEMPLOYMENT - INSTRUCTIONAL	185	-	-	-
11000	209200	3510	08370	STATE UNEMPLOYMENT - INSTRUCTIONAL	886	-	-	-
11000	209200	3610	08350	WORKERS COMP - INSTRUCTIONAL	158	-	-	-
11000	209200	3610	08370	WORKERS COMP - INSTRUCTIONAL	757	-	-	-
11000	209200	4311	08370	INSTRUCTIONAL SUPPLIES	599	-	-	-
11000	209218	1110	17010	SALARIES, REGULAR TEACHING	86,082	-	-	-
11000	209218	1330	17010	EXTENDED DAY (OVERLOAD)	12,281	-	-	-
11000	209218	1340	17010	SUBSTITUTES (INCLUDES MASTER TEACHER SUBS)	321	-	-	-
11000	209218	3110	17010	STRS BENEFITS - INSTRUCTIONAL	8,141	-	-	-
11000	209218	3310	17010	OASDI INSTRUCTIONAL	1,432	-	-	-
11000	209218	3410	17010	HEALTH - INSTRUCTIONAL	16,860	-	-	-
11000	209218	3510	17010	STATE UNEMPLOYMENT - INSTRUCTIONAL	1,085	-	-	-
11000	209218	3610	17010	WORKERS COMP - INSTRUCTIONAL	927	-	-	-
11000	209221	1110	19010	SALARIES, REGULAR TEACHING	85,770	-	-	-
11000	209221	1330	19010	EXTENDED DAY (OVERLOAD)	5,458	-	-	-
11000	209221	1340	17010	SUBSTITUTES (INCLUDES MASTER TEACHER SUBS)	502	-	-	-
11000	209221	3110	17010	STRS BENEFITS - INSTRUCTIONAL	41	-	-	-
11000	209221	3110	19010	STRS BENEFITS - INSTRUCTIONAL	7,526	-	-	-
11000	209221	3310	17010	OASDI INSTRUCTIONAL	7	-	-	-
11000	209221	3310	19010	OASDI INSTRUCTIONAL	1,323	-	-	-
11000	209221	3410	19010	HEALTH - INSTRUCTIONAL	16,672	-	-	-
11000	209221	3510	17010	STATE UNEMPLOYMENT - INSTRUCTIONAL	6	-	-	-
11000	209221	3510	19010	STATE UNEMPLOYMENT - INSTRUCTIONAL	1,003	-	-	-
11000	209221	3610	17010	WORKERS COMP - INSTRUCTIONAL	5	-	-	-
11000	209221	3610	19010	WORKERS COMP - INSTRUCTIONAL	857	-	-	-
11000	209221	4313	19010	SUPPLIES FOR COMPUTERS	11	-	-	-
11000	209221	5210	19010	DUES AND MEMBERSHIPS	197	-	-	-
11000	209850	4310	04010	SUPPLIES, NONINSTRUCTIONAL	186	-	-	-
11000	209850	4318	04010	PRINTING SUPPLIES	707	-	-	-
Total for Sciences & Math:					1,961,890	134,168	134,168	-

Account Number				2012/2013	2013/2014		
Fund	Organiz.	Account Program	Description	Est. Actuals	Budget	Unrestricted	Restricted
*** SOCIAL SCIENCES ***							
Account Number				2012/2013	2013/2014		
Fund	Organiz.	Account Program	Description	Est. Actuals	Budget	Unrestricted	Restricted
11000	210000	1310	05030 CONTINUING EDUCATION (EVENING OR DAY)	819	-	-	-
11000	210000	1310	05063 CONTINUING EDUCATION (EVENING OR DAY)	2,295	-	-	-
11000	210000	1310	13051 CONTINUING EDUCATION (EVENING OR DAY)	5,770	-	-	-
11000	210000	1310	21050 CONTINUING EDUCATION (EVENING OR DAY)	34,924	-	-	-
11000	210000	1310	22010 CONTINUING EDUCATION (EVENING OR DAY)	107,222	-	-	-
11000	210000	1310	22050 CONTINUING EDUCATION (EVENING OR DAY)	34,908	-	-	-
11000	210000	1310	22080 CONTINUING EDUCATION (EVENING OR DAY)	157	-	-	-
11000	210000	1320	22010 SUMMER SESSION	30,019	-	-	-
11000	210000	1320	22050 SUMMER SESSION	12,281	-	-	-
11000	210000	1330	22010 EXTENDED DAY (OVERLOAD)	25,544	-	-	-
11000	210000	1340	13051 SUBSTITUTES (INCLUDES MASTER TEACHER SUBS)	3,463	-	-	-
11000	210000	1340	22050 SUBSTITUTES (INCLUDES MASTER TEACHER SUBS)	361	-	-	-
11000	210000	1380	21050 STAFF DEVELOPMENT	336	-	-	-
11000	210000	1380	22010 STAFF DEVELOPMENT	722	-	-	-
11000	210000	1380	22050 STAFF DEVELOPMENT	819	-	-	-
11000	210000	1380	22060 STAFF DEVELOPMENT	161	-	-	-
11000	210000	1385	13051 OFFICE HOURS	136	-	-	-
11000	210000	1385	21050 OFFICE HOURS	370	-	-	-
11000	210000	1385	22010 OFFICE HOURS	2,375	-	-	-
11000	210000	1385	22050 OFFICE HOURS	1,307	-	-	-
11000	210000	1490	22010 NONINSTRUCTIONAL SALARIES, OTHER	642	-	-	-
11000	210000	2361	13051 STUDENT WORKER SALARIES	1,218	-	-	-
11000	210000	2361	22010 STUDENT WORKER SALARIES	920	-	-	-
11000	210000	2370	13051 SHORT-TERM SUBSTITUTES	13,497	16,439	16,439	-
11000	210000	2461	13051 DIRECT INSTRUCTION - OTHER STUDENTS	1,032	-	-	-
11000	210000	2461	13051 DIRECT INSTRUCTION - OTHER STUDENTS	-	1,360	1,360	-
11000	210000	2461	13052 DIRECT INSTRUCTION - OTHER STUDENTS	-	1,360	1,360	-
11000	210000	2461	20014 DIRECT INSTRUCTION - OTHER STUDENTS	-	1,360	1,360	-
11000	210000	2461	22010 DIRECT INSTRUCTION - OTHER STUDENTS	1,454	-	-	-
11000	210000	2461	22012 DIRECT INSTRUCTION - OTHER STUDENTS	-	1,360	1,360	-
11000	210000	2461	22013 DIRECT INSTRUCTION - OTHER STUDENTS	-	1,360	1,360	-
11000	210000	3110	05030 STRS BENEFITS - INSTRUCTIONAL	58	-	-	-
11000	210000	3110	13051 STRS BENEFITS - INSTRUCTIONAL	234	-	-	-
11000	210000	3110	21050 STRS BENEFITS - INSTRUCTIONAL	1,549	-	-	-
11000	210000	3110	22010 STRS BENEFITS - INSTRUCTIONAL	17,290	-	-	-
11000	210000	3110	22050 STRS BENEFITS - INSTRUCTIONAL	3,929	-	-	-
11000	210000	3110	22080 STRS BENEFITS - INSTRUCTIONAL	18	-	-	-
11000	210000	3210	22010 PERS BENEFITS - INSTRUCTIONAL	166	-	-	-
11000	210000	3220	13051 PERS BENEFITS - NONINSTRUCTIONAL	-	1,877	1,877	-
11000	210000	3310	05030 OASDI INSTRUCTIONAL	12	-	-	-
11000	210000	3310	05063 OASDI INSTRUCTIONAL	175	-	-	-
11000	210000	3310	13051 OASDI INSTRUCTIONAL	233	-	-	-
11000	210000	3310	21050 OASDI INSTRUCTIONAL	1,405	-	-	-
11000	210000	3310	22010 OASDI INSTRUCTIONAL	4,554	-	-	-
11000	210000	3310	22050 OASDI INSTRUCTIONAL	691	-	-	-
11000	210000	3310	22060 OASDI INSTRUCTIONAL	2	-	-	-
11000	210000	3310	22080 OASDI INSTRUCTIONAL	3	-	-	-
11000	210000	3320	13051 OASDI NONINSTRUCTIONAL	992	1,258	1,258	-
11000	210000	3510	05030 STATE UNEMPLOYMENT - INSTRUCTIONAL	9	-	-	-

Account Number				2012/2013	2013/2014			
Fund	Organiz.	Account	Program	Description	Est. Actuals	Budget	Unrestricted	Restricted
11000	210000	3510	05063	STATE UNEMPLOYMENT - INSTRUCTIONAL	25	-	-	-
11000	210000	3510	13051	STATE UNEMPLOYMENT - INSTRUCTIONAL	103	-	-	-
11000	210000	3510	21050	STATE UNEMPLOYMENT - INSTRUCTIONAL	392	-	-	-
11000	210000	3510	22010	STATE UNEMPLOYMENT - INSTRUCTIONAL	2,747	-	-	-
11000	210000	3510	22050	STATE UNEMPLOYMENT - INSTRUCTIONAL	524	-	-	-
11000	210000	3510	22080	STATE UNEMPLOYMENT - INSTRUCTIONAL	2	-	-	-
11000	210000	3520	13051	STATE UNEMPLOYMENT - NONINSTRUCTIONAL	148	8	8	-
11000	210000	3610	05030	WORKERS COMP - INSTRUCTIONAL	8	-	-	-
11000	210000	3610	05063	WORKERS COMP - INSTRUCTIONAL	22	-	-	-
11000	210000	3610	13051	WORKERS COMP - INSTRUCTIONAL	88	-	-	-
11000	210000	3610	21050	WORKERS COMP - INSTRUCTIONAL	335	-	-	-
11000	210000	3610	22010	WORKERS COMP - INSTRUCTIONAL	2,346	-	-	-
11000	210000	3610	22050	WORKERS COMP - INSTRUCTIONAL	447	-	-	-
11000	210000	3610	22080	WORKERS COMP - INSTRUCTIONAL	2	-	-	-
11000	210000	3620	13051	WORKERS COMP - NONINSTRUCTIONAL	148	163	163	-
11000	210000	3620	22010	WORKERS COMP - NONINSTRUCTIONAL	22	-	-	-
11000	210000	4110	13052	TEXTBOOKS	66	100	100	-
11000	210000	4110	49998	TEXTBOOKS	102	1,100	1,100	-
11000	210000	4210	22013	MAGAZINES	40	200	200	-
11000	210000	4211	13051	PERIODICALS	-	70	70	-
11000	210000	4310	13051	SUPPLIES, NONINSTRUCTIONAL	-	100	100	-
11000	210000	4310	13052	SUPPLIES, NONINSTRUCTIONAL	131	100	100	-
11000	210000	4310	22013	SUPPLIES, NONINSTRUCTIONAL	-	80	80	-
11000	210000	4311	13051	INSTRUCTIONAL SUPPLIES	90	1,500	1,500	-
11000	210000	4311	13052	INSTRUCTIONAL SUPPLIES	278	500	500	-
11000	210000	4311	15091	INSTRUCTIONAL SUPPLIES	109	400	400	-
11000	210000	4311	20011	INSTRUCTIONAL SUPPLIES	-	300	300	-
11000	210000	4311	20014	INSTRUCTIONAL SUPPLIES	54	1,000	1,000	-
11000	210000	4311	22012	INSTRUCTIONAL SUPPLIES	343	1,000	1,000	-
11000	210000	4311	22013	INSTRUCTIONAL SUPPLIES	-	220	220	-
11000	210000	4311	49998	INSTRUCTIONAL SUPPLIES	50	13,500	13,500	-
11000	210000	4311	49999	INSTRUCTIONAL SUPPLIES	-	3,500	3,500	-
11000	210000	4315	13052	COMPUTER SOFTWARE	-	100	100	-
11000	210000	4315	22013	COMPUTER SOFTWARE	-	300	300	-
11000	210000	4318	13051	PRINTING SUPPLIES	74	300	300	-
11000	210000	4318	13052	PRINTING SUPPLIES	96	300	300	-
11000	210000	4410	13052	FOOD SUPPLIES	-	100	100	-
11000	210000	5210	13051	DUES AND MEMBERSHIPS	344	600	600	-
11000	210000	5210	13052	DUES AND MEMBERSHIPS	235	400	400	-
11000	210000	5710	22013	EMPLOYEES TRAVEL / CONFERENCE	-	300	300	-
11000	210000	5740	13051	FIELD TRIPS	-	500	500	-
11000	210000	5740	13052	FIELD TRIPS	315	1,100	1,100	-
11000	210000	5990	22010	OTHER SERVICES	93	-	-	-
11000	210000	6412	13051	EQUIPMENT - UNDER \$5,000	-	1,500	1,500	-
11000	210000	6412	13052	EQUIPMENT - UNDER \$5,000	-	1,000	1,000	-
11000	210000	6412	22013	EQUIPMENT - UNDER \$5,000	-	700	700	-
11000	210004	5990	21050	OTHER SERVICES	113	-	-	-
11000	210004	5990	22010	OTHER SERVICES	20	-	-	-
11000	210111	3110	22010	STRS BENEFITS - INSTRUCTIONAL	20	-	-	-
11000	210111	3310	22010	OASDI INSTRUCTIONAL	4	-	-	-
11000	210111	3510	22010	STATE UNEMPLOYMENT - INSTRUCTIONAL	3	-	-	-
11000	210111	3610	22010	WORKERS COMP - INSTRUCTIONAL	2	-	-	-

Account Number				2012/2013	2013/2014		
Fund	Organiz.	Account	Program Description	Est. Actuals	Budget	Unrestricted	Restricted
11000	210150	3310	22050 OASDI INSTRUCTIONAL	30	-	-	-
11000	210150	3410	22010 HEALTH - INSTRUCTIONAL	945	-	-	-
11000	210150	3410	22050 HEALTH - INSTRUCTIONAL	878	-	-	-
11000	210150	3410	22060 HEALTH - INSTRUCTIONAL	382	-	-	-
11000	210150	3510	22010 STATE UNEMPLOYMENT - INSTRUCTIONAL	81	-	-	-
11000	210150	3510	22050 STATE UNEMPLOYMENT - INSTRUCTIONAL	23	-	-	-
11000	210150	3510	22060 STATE UNEMPLOYMENT - INSTRUCTIONAL	2	-	-	-
11000	210150	3610	22010 WORKERS COMP - INSTRUCTIONAL	69	-	-	-
11000	210150	3610	22050 WORKERS COMP - INSTRUCTIONAL	19	-	-	-
11000	210150	3610	22060 WORKERS COMP - INSTRUCTIONAL	2	-	-	-
11000	210150	4310	22010 SUPPLIES, NONINSTRUCTIONAL	129	-	-	-
11000	210150	4318	22010 PRINTING SUPPLIES	81	-	-	-
11000	210150	5980	22010 PHYSICAL EXAMS	82	-	-	-
11000	210150	5990	22010 OTHER SERVICES	61	-	-	-
11000	210152	1110	13051 SALARIES, REGULAR TEACHING	70,854	-	-	-
11000	210152	1330	13051 EXTENDED DAY (OVERLOAD)	12,281	-	-	-
11000	210152	1340	13051 SUBSTITUTES (INCLUDES MASTER TEACHER SUBS)	401	-	-	-
11000	210152	3110	13051 STRS BENEFITS - INSTRUCTIONAL	6,892	-	-	-
11000	210152	3310	13051 OASDI INSTRUCTIONAL	1,212	-	-	-
11000	210152	3410	13051 HEALTH - INSTRUCTIONAL	14,892	-	-	-
11000	210152	3510	13051 STATE UNEMPLOYMENT - INSTRUCTIONAL	905	-	-	-
11000	210152	3610	13051 WORKERS COMP - INSTRUCTIONAL	773	-	-	-
11000	210153	4310	22010 SUPPLIES, NONINSTRUCTIONAL	117	-	-	-
11000	210153	4318	22010 PRINTING SUPPLIES	615	-	-	-
11000	210153	5980	22010 PHYSICAL EXAMS	82	-	-	-
11000	210154	1330	22010 EXTENDED DAY (OVERLOAD)	5,458	-	-	-
11000	210154	3110	22010 STRS BENEFITS - INSTRUCTIONAL	450	-	-	-
11000	210154	3310	22010 OASDI INSTRUCTIONAL	79	-	-	-
11000	210154	3510	22010 STATE UNEMPLOYMENT - INSTRUCTIONAL	60	-	-	-
11000	210154	3610	22010 WORKERS COMP - INSTRUCTIONAL	51	-	-	-
11000	210164	4310	22010 SUPPLIES, NONINSTRUCTIONAL	9	-	-	-
11000	210165	1110	22010 SALARIES, REGULAR TEACHING	26,669	-	-	-
11000	210165	1110	22080 SALARIES, REGULAR TEACHING	6,670	-	-	-
11000	210165	1490	49999 NONINSTRUCTIONAL SALARIES, OTHER	66,659	-	-	-
11000	210165	3110	22010 STRS BENEFITS - INSTRUCTIONAL	2,200	-	-	-
11000	210165	3110	22080 STRS BENEFITS - INSTRUCTIONAL	550	-	-	-
11000	210165	3110	49999 STRS BENEFITS - INSTRUCTIONAL	5,499	-	-	-
11000	210165	3310	22010 OASDI INSTRUCTIONAL	387	-	-	-
11000	210165	3310	22080 OASDI INSTRUCTIONAL	97	-	-	-
11000	210165	3310	49999 OASDI INSTRUCTIONAL	967	-	-	-
11000	210165	3410	22010 HEALTH - INSTRUCTIONAL	4,496	-	-	-
11000	210165	3410	22080 HEALTH - INSTRUCTIONAL	1,125	-	-	-
11000	210165	3410	49999 HEALTH - INSTRUCTIONAL	11,239	-	-	-
11000	210165	3510	22010 STATE UNEMPLOYMENT - INSTRUCTIONAL	292	-	-	-
11000	210165	3510	22080 STATE UNEMPLOYMENT - INSTRUCTIONAL	73	-	-	-
11000	210165	3510	49999 STATE UNEMPLOYMENT - INSTRUCTIONAL	730	-	-	-
11000	210165	3610	22010 WORKERS COMP - INSTRUCTIONAL	249	-	-	-
11000	210165	3610	22080 WORKERS COMP - INSTRUCTIONAL	62	-	-	-
11000	210165	3610	49999 WORKERS COMP - INSTRUCTIONAL	623	-	-	-
11000	210171	3310	22010 OASDI INSTRUCTIONAL	6	-	-	-
11000	210171	3510	22010 STATE UNEMPLOYMENT - INSTRUCTIONAL	4	-	-	-
11000	210171	3610	22010 WORKERS COMP - INSTRUCTIONAL	4	-	-	-

Account Number				2012/2013	2013/2014			
Fund	Organiz.	Account	Program	Description	Est. Actuals	Budget	Unrestricted	Restricted
11000	210171	5710	22010	EMPLOYEES TRAVEL / CONFERENCE	528	-	-	-
11000	210187	1110	22010	SALARIES, REGULAR TEACHING	97,970	-	-	-
11000	210187	1110	22050	SALARIES, REGULAR TEACHING	24,493	-	-	-
11000	210187	1330	22010	EXTENDED DAY (OVERLOAD)	9,825	-	-	-
11000	210187	1330	22050	EXTENDED DAY (OVERLOAD)	8,187	-	-	-
11000	210187	3110	22010	STRS BENEFITS - INSTRUCTIONAL	8,893	-	-	-
11000	210187	3110	22050	STRS BENEFITS - INSTRUCTIONAL	2,696	-	-	-
11000	210187	3410	22010	HEALTH - INSTRUCTIONAL	13,488	-	-	-
11000	210187	3410	22050	HEALTH - INSTRUCTIONAL	3,372	-	-	-
11000	210187	3510	22010	STATE UNEMPLOYMENT - INSTRUCTIONAL	1,186	-	-	-
11000	210187	3510	22050	STATE UNEMPLOYMENT - INSTRUCTIONAL	359	-	-	-
11000	210187	3610	22010	WORKERS COMP - INSTRUCTIONAL	1,013	-	-	-
11000	210187	3610	22050	WORKERS COMP - INSTRUCTIONAL	307	-	-	-
11000	210187	4318	22010	PRINTING SUPPLIES	133	-	-	-
11000	210194	1110	13051	SALARIES, REGULAR TEACHING	43,204	-	-	-
11000	210194	1110	22010	SALARIES, REGULAR TEACHING	64,806	-	-	-
11000	210194	1330	13051	EXTENDED DAY (OVERLOAD)	4,094	-	-	-
11000	210194	1330	22010	EXTENDED DAY (OVERLOAD)	4,094	-	-	-
11000	210194	1340	13051	SUBSTITUTES (INCLUDES MASTER TEACHER SUBS)	602	-	-	-
11000	210194	3110	13051	STRS BENEFITS - INSTRUCTIONAL	3,952	-	-	-
11000	210194	3110	22010	STRS BENEFITS - INSTRUCTIONAL	5,684	-	-	-
11000	210194	3310	13051	OASDI INSTRUCTIONAL	695	-	-	-
11000	210194	3310	22010	OASDI INSTRUCTIONAL	999	-	-	-
11000	210194	3410	13051	HEALTH - INSTRUCTIONAL	6,744	-	-	-
11000	210194	3410	22010	HEALTH - INSTRUCTIONAL	10,116	-	-	-
11000	210194	3510	13051	STATE UNEMPLOYMENT - INSTRUCTIONAL	519	-	-	-
11000	210194	3510	22010	STATE UNEMPLOYMENT - INSTRUCTIONAL	746	-	-	-
11000	210194	3610	13051	WORKERS COMP - INSTRUCTIONAL	443	-	-	-
11000	210194	3610	22010	WORKERS COMP - INSTRUCTIONAL	637	-	-	-
11000	210194	5910	13051	OTHER OPERATING EXPENSES	3,168	-	-	-
11000	210194	5940	13051	POSTAGE, FREIGHT (SHIPPING IN)	7	-	-	-
Total for Social Sciences:					893,489	57,415	57,415	-

*** LEARNING SUPPORT ***

Account Number				2012/2013	2013/2014			
Fund	Organiz.	Account	Program	Description	Est. Actuals	Budget	Unrestricted	Restricted
11000	211000	1310	08090	CONTINUING EDUCATION (EVENING OR DAY)	3,641	-	-	-
11000	211000	1310	49303	CONTINUING EDUCATION (EVENING OR DAY)	10,501	-	-	-
11000	211000	1330	49301	EXTENDED DAY (OVERLOAD)	2,652	-	-	-
11000	211000	1340	49301	SUBSTITUTES (INCLUDES MASTER TEACHER SUBS)	71	-	-	-
11000	211000	1340	49303	SUBSTITUTES (INCLUDES MASTER TEACHER SUBS)	482	-	-	-
11000	211000	1490	49999	NONINSTRUCTIONAL SALARIES, OTHER	1,600	-	-	-
11000	211000	2461	49303	DIRECT INSTRUCTION - OTHER STUDENTS	-	1,360	1,360	-
11000	211000	3110	08090	STRS BENEFITS - INSTRUCTIONAL	300	-	-	-
11000	211000	3110	49301	STRS BENEFITS - INSTRUCTIONAL	56	-	-	-
11000	211000	3110	49303	STRS BENEFITS - INSTRUCTIONAL	906	-	-	-
11000	211000	3110	49999	STRS BENEFITS - INSTRUCTIONAL	132	-	-	-
11000	211000	3210	49301	PERS BENEFITS - INSTRUCTIONAL	66	-	-	-
11000	211000	3310	08090	OASDI INSTRUCTIONAL	53	-	-	-

Account Number				2012/2013	2013/2014		
Fund	Organiz.	Account	Program Description	Est. Actuals	Budget	Unrestricted	Restricted
11000	211000	3310	49301 OASDI INSTRUCTIONAL	166	-	-	-
11000	211000	3310	49303 OASDI INSTRUCTIONAL	234	-	-	-
11000	211000	3310	49999 OASDI INSTRUCTIONAL	23	-	-	-
11000	211000	3510	08090 STATE UNEMPLOYMENT - INSTRUCTIONAL	40	-	-	-
11000	211000	3510	49301 STATE UNEMPLOYMENT - INSTRUCTIONAL	30	-	-	-
11000	211000	3510	49303 STATE UNEMPLOYMENT - INSTRUCTIONAL	177	-	-	-
11000	211000	3510	49999 STATE UNEMPLOYMENT - INSTRUCTIONAL	18	-	-	-
11000	211000	3610	08090 WORKERS COMP - INSTRUCTIONAL	34	-	-	-
11000	211000	3610	49301 WORKERS COMP - INSTRUCTIONAL	26	-	-	-
11000	211000	3610	49303 WORKERS COMP - INSTRUCTIONAL	151	-	-	-
11000	211000	3610	49999 WORKERS COMP - INSTRUCTIONAL	15	-	-	-
11000	211000	4311	49303 INSTRUCTIONAL SUPPLIES	-	1,000	1,000	-
11000	211000	4311	49998 INSTRUCTIONAL SUPPLIES	-	13,000	13,000	-
11000	211000	4311	49999 INSTRUCTIONAL SUPPLIES	28	6,300	6,300	-
11000	211000	5210	49303 DUES AND MEMBERSHIPS	-	200	200	-
11000	211000	5740	49303 FIELD TRIPS	-	1,000	1,000	-
11000	211000	5990	22010 OTHER SERVICES	29	-	-	-
11000	211000	5990	49303 OTHER SERVICES	32	-	-	-
12000	211000	2190	64300 LIMITED BENEFITS EMPLOYEES	1,587	-	-	-
11000	211166	1330	49303 EXTENDED DAY (OVERLOAD)	4,575	-	-	-
11000	211166	3110	49303 STRS BENEFITS - INSTRUCTIONAL	377	-	-	-
11000	211166	3310	49303 OASDI INSTRUCTIONAL	66	-	-	-
11000	211166	3510	49303 STATE UNEMPLOYMENT - INSTRUCTIONAL	50	-	-	-
11000	211166	3610	49303 WORKERS COMP - INSTRUCTIONAL	43	-	-	-
11000	211193	1110	49303 SALARIES, REGULAR TEACHING	39,577	-	-	-
11000	211193	3110	49303 STRS BENEFITS - INSTRUCTIONAL	3,265	-	-	-
11000	211193	3410	49303 HEALTH - INSTRUCTIONAL	4,525	-	-	-
11000	211193	3510	49303 STATE UNEMPLOYMENT - INSTRUCTIONAL	435	-	-	-
11000	211193	3610	49303 WORKERS COMP - INSTRUCTIONAL	372	-	-	-
11000	211199	1330	08090 EXTENDED DAY (OVERLOAD)	11,462	-	-	-
11000	211199	1330	49303 EXTENDED DAY (OVERLOAD)	2,569	-	-	-
11000	211199	3110	08090 STRS BENEFITS - INSTRUCTIONAL	946	-	-	-
11000	211199	3110	49303 STRS BENEFITS - INSTRUCTIONAL	212	-	-	-
11000	211199	3310	08090 OASDI INSTRUCTIONAL	166	-	-	-
11000	211199	3310	49303 OASDI INSTRUCTIONAL	37	-	-	-
11000	211199	3510	08090 STATE UNEMPLOYMENT - INSTRUCTIONAL	126	-	-	-
11000	211199	3510	49303 STATE UNEMPLOYMENT - INSTRUCTIONAL	28	-	-	-
11000	211199	3610	08090 WORKERS COMP - INSTRUCTIONAL	108	-	-	-
11000	211199	3610	49303 WORKERS COMP - INSTRUCTIONAL	24	-	-	-
11000	211247	1330	49301 EXTENDED DAY (OVERLOAD)	1,817	-	-	-
11000	211247	3110	49301 STRS BENEFITS - INSTRUCTIONAL	150	-	-	-
11000	211247	3310	49301 OASDI INSTRUCTIONAL	26	-	-	-
11000	211247	3510	49301 STATE UNEMPLOYMENT - INSTRUCTIONAL	20	-	-	-
11000	211247	3610	49301 WORKERS COMP - INSTRUCTIONAL	17	-	-	-
11000	211985	1330	49301 EXTENDED DAY (OVERLOAD)	1,364	-	-	-
11000	211985	3310	49301 OASDI INSTRUCTIONAL	104	-	-	-
11000	211985	3510	49301 STATE UNEMPLOYMENT - INSTRUCTIONAL	15	-	-	-
11000	211985	3610	49301 WORKERS COMP - INSTRUCTIONAL	13	-	-	-
Total for Learning Support:				95,539	22,860	22,860	-

Account Number				2012/2013	2013/2014		
Fund	Organiz.	Account Program	Description	Est. Actuals	Budget	Unrestricted	Restricted

*** BASIC SKILLS ***

Account Number				2012/2013	2013/2014		
Fund	Organiz.	Account Program	Description	Est. Actuals	Budget	Unrestricted	Restricted
11495	202000	2220	61900 DIRECT INSTRUCTION - LIMITED BENEFITS EMPLOYEES	-	60,878	60,878	-
11495	202000	2220	61900 DIRECT INSTRUCTION - LIMITED BENEFITS EMPLOYEES	59,016	-	-	-
11495	202000	2370	61900 SHORT-TERM SUBSTITUTES	1,566	-	-	-
11495	202000	2461	61900 DIRECT INSTRUCTION - OTHER STUDENTS	-	16,200	16,200	-
11495	202000	3210	61900 PERS BENEFITS - INSTRUCTIONAL	-	8,800	8,800	-
11495	202000	3220	61900 PERS BENEFITS - NONINSTRUCTIONAL	6,720	-	-	-
11495	202000	3310	61900 OASDI INSTRUCTIONAL	-	1,118	1,118	-
11495	202000	3320	61900 OASDI NONINSTRUCTIONAL	4,635	-	-	-
11495	202000	3510	61900 STATE UNEMPLOYMENT - INSTRUCTIONAL	-	39	39	-
11495	202000	3520	61900 STATE UNEMPLOYMENT - NONINSTRUCTIONAL	666	-	-	-
11495	202000	3610	61900 WORKERS COMP - INSTRUCTIONAL	-	763	763	-
11495	202000	3620	61900 WORKERS COMP - NONINSTRUCTIONAL	569	-	-	-
11495	202000	4310	61900 SUPPLIES, NONINSTRUCTIONAL	1,154	-	-	-
11495	202000	4311	61900 INSTRUCTIONAL SUPPLIES	-	2,202	2,202	-
11495	202000	4311	61900 INSTRUCTIONAL SUPPLIES	692	-	-	-
11495	202000	4313	61900 SUPPLIES FOR COMPUTERS	241	-	-	-
11495	202000	4318	61900 PRINTING SUPPLIES	152	-	-	-
11495	202000	4320	61900 OTHER SUPPLIES	1,000	-	-	-
11495	202000	4410	61900 FOOD SUPPLIES	2,802	-	-	-

Total for Basic Skills: 79,213 90,000 90,000 -

*** TITLE V - QUEST FOR SUCCESS ***

Account Number				2012/2013	2013/2014		
Fund	Organiz.	Account Program	Description	Est. Actuals	Budget	Unrestricted	Restricted
12432	202000	1210	64952 ADMINISTRATORS & SUPERVISORS	91,574	-	-	-
12432	202000	1310	64952 CONTINUING EDUCATION (EVENING OR DAY)	37,847	-	-	-
12432	202000	1330	64952 EXTENDED DAY (OVERLOAD)	3,532	-	-	-
12432	202000	1490	64952 NONINSTRUCTIONAL SALARIES, OTHER	8,824	65,908	-	65,908
12432	202000	2110	64952 SALARY CLASS ADMIN & SUPERV	122,280	127,607	-	127,607
12432	202000	2210	64952 DIRECT INSTRUCTION - FULL BENEFITS EMPLOYEES	126,696	130,972	-	130,972
12432	202000	2461	64952 DIRECT INSTRUCTION - OTHER STUDENTS	1,633	-	-	-
12432	202000	3110	64952 STRS BENEFITS - INSTRUCTIONAL	10,322	-	-	-
12432	202000	3120	64952 STRS BENEFITS - NONINSTRUCTIONAL	-	5,437	-	5,437
12432	202000	3210	64952 PERS BENEFITS - INSTRUCTIONAL	-	14,953	-	14,953
12432	202000	3220	64952 PERS BENEFITS - NONINSTRUCTIONAL	28,395	14,569	-	14,569
12432	202000	3310	64952 OASDI INSTRUCTIONAL	3,508	10,019	-	10,019
12432	202000	3320	64952 OASDI NONINSTRUCTIONAL	19,070	10,718	-	10,718
12432	202000	3410	64952 HEALTH - INSTRUCTIONAL	16,860	53,711	-	53,711
12432	202000	3420	64952 HEALTH - NONINSTRUCTIONAL	84,298	50,148	-	50,148
12432	202000	3510	64952 STATE UNEMPLOYMENT - INSTRUCTIONAL	1,553	65	-	65
12432	202000	3520	64952 STATE UNEMPLOYMENT - NONINSTRUCTIONAL	2,727	97	-	97
12432	202000	3610	64952 WORKERS COMP - INSTRUCTIONAL	1,326	1,510	-	1,510
12432	202000	3620	64952 WORKERS COMP - NONINSTRUCTIONAL	2,344	1,713	-	1,713
12432	202000	4310	64952 SUPPLIES, NONINSTRUCTIONAL	301	-	-	-
12432	202000	4311	64952 INSTRUCTIONAL SUPPLIES	543	30,000	-	30,000

Account Number				2012/2013	2013/2014			
Fund	Organiz.	Account	Program	Description	Est. Actuals	Budget	Unrestricted	Restricted
12432	202000	4313	64952	SUPPLIES FOR COMPUTERS	187	-	-	-
12432	202000	4315	64952	COMPUTER SOFTWARE	632	-	-	-
12432	202000	4316	64952	GAS, OIL	38	-	-	-
12432	202000	4318	64952	PRINTING SUPPLIES	490	-	-	-
12432	202000	4410	64952	FOOD SUPPLIES	504	-	-	-
12432	202000	5210	64952	DUES AND MEMBERSHIPS	2,110	-	-	-
12432	202000	5510	64952	CONSULTANT	48,750	-	-	-
12432	202000	5710	64952	EMPLOYEES TRAVEL / CONFERENCE	6,237	10,724	-	10,724
12432	202000	5740	64952	FIELD TRIPS	612	-	-	-
12432	202000	5980	64952	PHYSICAL EXAMS	82	-	-	-
12432	202000	5990	64952	OTHER SERVICES	-	47,000	-	47,000
12432	202000	6412	64952	EQUIPMENT - UNDER \$5,000	-	74,845	-	74,845
Total for Quest For Success:					623,275	649,996	-	649,996

*** TITLE V - PATHWAYS ***

Account Number				2012/2013	2013/2014			
Fund	Organiz.	Account	Program	Description	Est. Actuals	Budget	Unrestricted	Restricted
12434	202000	1210	17010	ACAD SALARIES REG ADMIN & SUPERV	99,351	102,123	-	102,123
12434	202000	1490	17010	NONINSTRUCTIONAL SALARIES, OTHER	18,301	16,416	-	16,416
12434	202000	2110	17010	SALARY CLASS ADMIN & SUPERV	246,216	94,409	-	94,409
12434	202000	2180	17010	FULL TIME SALARIES	112,940	43,524	-	43,524
12434	202000	2190	17010	LIMITED BENEFITS EMPLOYEES	-	62,048	-	62,048
12434	202000	2210	17010	DIRECT INSTRUCTION - FULL BENEFITS EMPLOYEES	104,010	-	-	-
12434	202000	2361	17010	STUDENT WORKER SALARIES	489	-	-	-
12434	202000	2365	17010	STUDENTS - SUMMER	798	-	-	-
12434	202000	3110	17010	STRS BENEFITS - INSTRUCTIONAL	7,965	-	-	-
12434	202000	3120	17010	STRS BENEFITS - NONINSTRUCTIONAL	934	19,204	-	19,204
12434	202000	3210	17010	PERS BENEFITS - INSTRUCTIONAL	1,117	-	-	-
12434	202000	3220	17010	PERS BENEFITS - NONINSTRUCTIONAL	30,776	12,053	-	12,053
12434	202000	3310	17010	OASDI INSTRUCTIONAL	2,149	-	-	-
12434	202000	3320	17010	OASDI NONINSTRUCTIONAL	20,806	16,779	-	16,779
12434	202000	3410	17010	HEALTH - INSTRUCTIONAL	14,977	-	-	-
12434	202000	3420	17010	HEALTH - NONINSTRUCTIONAL	75,680	76,091	-	76,091
12434	202000	3510	17010	STATE UNEMPLOYMENT - INSTRUCTIONAL	1,170	-	-	-
12434	202000	3520	17010	STATE UNEMPLOYMENT - NONINSTRUCTIONAL	3,091	151	-	151
12434	202000	3610	17010	WORKERS COMP - INSTRUCTIONAL	999	-	-	-
12434	202000	3620	17010	WORKERS COMP - NONINSTRUCTIONAL	2,652	2,990	-	2,990
12434	202000	4310	17010	SUPPLIES, NONINSTRUCTIONAL	64,618	-	-	-
12434	202000	4311	17010	INSTRUCTIONAL SUPPLIES	21,484	40,000	-	40,000
12434	202000	4313	17010	SUPPLIES FOR COMPUTERS	4,268	-	-	-
12434	202000	4315	17010	COMPUTER SOFTWARE	897	-	-	-
12434	202000	4318	17010	PRINTING SUPPLIES	266	-	-	-
12434	202000	4410	17010	FOOD SUPPLIES	506	-	-	-
12434	202000	5210	17010	DUES AND MEMBERSHIPS	2,110	-	-	-
12434	202000	5510	17010	CONSULTANT	254,516	-	-	-
12434	202000	5641	17010	CONTRACTS	-	120,000	-	120,000
12434	202000	5642	17010	COMPUTER LICENSE FEES	353	-	-	-
12434	202000	5710	17010	EMPLOYEES TRAVEL / CONFERENCE	13,044	18,124	-	18,124
12434	202000	5740	17010	FIELD TRIPS	412	-	-	-

Account Number				2012/2013	2013/2014		
Fund	Organiz.	Account Program	Description	Est. Actuals	Budget	Unrestricted	Restricted
12434	202000	5940	17010 POSTAGE, FREIGHT (SHIPPING IN)	223	-	-	-
12434	202000	5990	17010 OTHER SERVICES	596	483,584	-	483,584
12434	202000	6412	17010 EQUIPMENT - UNDER \$5,000	-	90,000	-	90,000
Total for Pathways:				1,107,714	1,197,496	-	1,197,496

*** TITLE V - CEED GRANT ***

Account Number				2012/2013	2013/2014		
Fund	Organiz.	Account Program	Description	Est. Actuals	Budget	Unrestricted	Restricted
12435	202000	1210	19010 ACAD SALARIES REG ADMIN & SUPERV	118,685	236,510	-	236,510
12435	202000	1490	19010 NONINSTRUCTIONAL SALARIES, OTHER	5,485	-	-	-
12435	202000	2110	19010 SALARY CLASS ADMIN & SUPERV	7,661	25,288	-	25,288
12435	202000	2180	19010 FULL TIME SALARIES	138,628	101,636	-	101,636
12435	202000	2210	19010 DIRECT INSTRUCTION - FULL BENEFITS EMPLOYEES	43,877	82,022	-	82,022
12435	202000	3110	19010 STRS BENEFITS - INSTRUCTIONAL	3,823	12,231	-	12,231
12435	202000	3210	19010 PERS BENEFITS - INSTRUCTIONAL	7,720	4,406	-	4,406
12435	202000	3220	19010 PERS BENEFITS - NONINSTRUCTIONAL	22,454	29,525	-	29,525
12435	202000	3310	19010 OASDI INSTRUCTIONAL	5,895	5,102	-	5,102
12435	202000	3320	19010 OASDI NONINSTRUCTIONAL	15,308	19,784	-	19,784
12435	202000	3410	19010 HEALTH - INSTRUCTIONAL	18,724	53,711	-	53,711
12435	202000	3420	19010 HEALTH - NONINSTRUCTIONAL	62,668	76,091	-	76,091
12435	202000	3510	19010 STATE UNEMPLOYMENT - INSTRUCTIONAL	1,258	93	-	93
12435	202000	3520	19010 STATE UNEMPLOYMENT - NONINSTRUCTIONAL	2,199	131	-	131
12435	202000	3610	19010 WORKERS COMP - INSTRUCTIONAL	1,075	1,850	-	1,850
12435	202000	3620	19010 WORKERS COMP - NONINSTRUCTIONAL	1,878	2,561	-	2,561
12435	202000	4310	19010 SUPPLIES, NONINSTRUCTIONAL	1,136	-	-	-
12435	202000	4311	19010 INSTRUCTIONAL SUPPLIES	2,609	20,000	-	20,000
12435	202000	4313	19010 SUPPLIES FOR COMPUTERS	710	-	-	-
12435	202000	4315	19010 COMPUTER SOFTWARE	50	-	-	-
12435	202000	4318	19010 PRINTING SUPPLIES	53	-	-	-
12435	202000	5210	19010 DUES AND MEMBERSHIPS	2,110	-	-	-
12435	202000	5510	19010 CONSULTANT	71,834	87,000	-	87,000
12435	202000	5710	19010 EMPLOYEES TRAVEL / CONFERENCE	542	5,000	-	5,000
12435	202000	5980	19010 PHYSICAL EXAMS	40	-	-	-
12435	202000	5990	19010 OTHER SERVICES	32	77,059	-	77,059
12435	202000	6412	19010 EQUIPMENT - UNDER \$5,000	-	30,000	-	30,000
Total for CEED:				536,454	870,000	-	870,000

*** PERKINS ***

Account Number				2012/2013	2013/2014		
Fund	Organiz.	Account Program	Description	Est. Actuals	Budget	Unrestricted	Restricted
12560	223000	1110	49999 SALARIES, REGULAR TEACHING	-	74,150	-	74,150
12560	223000	1210	60103 ACAD SALARIES REG ADMIN & SUPERV	-	63,666	-	63,666
12560	223000	1210	60103 ACAD SALARIES REG ADMIN & SUPERV	52,824	-	-	-
12560	223000	2180	60103 FULL TIME SALARIES	37,821	-	-	-
12560	223000	2180	60103 FULL TIME SALARIES	-	52,512	-	52,512
12560	223000	2190	60103 SALARY CLASS NONINSTR LIMBEN	14,979	-	-	-

Account Number				2012/2013	2013/2014		
Fund	Organiz.	Account	Program Description	Est. Actuals	Budget	Unrestricted	Restricted
12560	223000	2190	60103 SALARY CLASS NONINSTR LIMBEN	-	21,915	-	21,915
12560	223000	2361	60103 STUDENT WORKER SALARIES	2,498	-	-	-
12560	223000	3110	49999 STRS BENEFITS - INSTRUCTIONAL	-	6,117	-	6,117
12560	223000	3210	60103 PERS BENEFITS - INSTRUCTIONAL	6,031	-	-	-
12560	223000	3220	60103 PERS BENEFITS - NONINSTRUCTIONAL	4,076	-	-	-
12560	223000	3220	60103 PERS BENEFITS - NONINSTRUCTIONAL	-	15,229	-	15,229
12560	223000	3310	49999 OASDI INSTRUCTIONAL	-	1,075	-	1,075
12560	223000	3310	60103 OASDI INSTRUCTIONAL	4,042	-	-	-
12560	223000	3320	60103 OASDI NONINSTRUCTIONAL	4,040	-	-	-
12560	223000	3320	60103 OASDI NONINSTRUCTIONAL	-	10,204	-	10,204
12560	223000	3410	60103 HEALTH - INSTRUCTIONAL	11,552	-	-	-
12560	223000	3420	49999 HEALTH - NONINSTRUCTIONAL	-	17,904	-	17,904
12560	223000	3420	60103 HEALTH - NONINSTRUCTIONAL	-	35,807	-	35,807
12560	223000	3420	60103 HEALTH - NONINSTRUCTIONAL	11,552	-	-	-
12560	223000	3510	49999 STATE UNEMPLOYMENT - INSTRUCTIONAL	-	37	-	37
12560	223000	3510	60103 STATE UNEMPLOYMENT - INSTRUCTIONAL	581	-	-	-
12560	223000	3520	60103 STATE UNEMPLOYMENT - NONINSTRUCTIONAL	581	67	-	67
12560	223000	3610	49999 WORKERS COMP - INSTRUCTIONAL	-	734	-	734
12560	223000	3610	60103 WORKERS COMP - INSTRUCTIONAL	496	-	-	-
12560	223000	3620	60103 WORKERS COMP - NONINSTRUCTIONAL	520	1,321	-	1,321
12560	223000	4310	05143 SUPPLIES, NONINSTRUCTIONAL	99	-	-	-
12560	223000	4310	09461 SUPPLIES, NONINSTRUCTIONAL	16	-	-	-
12560	223000	4311	09461 INSTRUCTIONAL SUPPLIES	3,559	-	-	-
12560	223000	4311	09543 INSTRUCTIONAL SUPPLIES	16,155	-	-	-
12560	223000	4311	12042 INSTRUCTIONAL SUPPLIES	4,395	-	-	-
12560	223000	4311	13051 INSTRUCTIONAL SUPPLIES	5,805	-	-	-
12560	223000	4311	60103 INSTRUCTIONAL SUPPLIES	7,358	40,000	-	40,000
12560	223000	4313	05143 PRINTING SUPPLIES	382	-	-	-
12560	223000	4316	60103 GAS, OIL	38	-	-	-
12560	223000	4410	60103 FOOD SUPPLIES	148	-	-	-
12560	223000	5710	60103 EMPLOYEES TRAVEL / CONFERENCE	1,408	-	-	-
12560	223000	5940	60103 POSTAGE, FREIGHT (SHIPPING IN)	20	-	-	-
12560	223000	5980	60103 PHYSICAL EXAMS	80	-	-	-
12560	223000	5990	09461 OTHER SERVICES	70	-	-	-
12560	223000	5990	09543 OTHER SERVICES	24	-	-	-
12560	223000	5990	13051 OTHER SERVICES	586	-	-	-
12560	223000	5990	21050 OTHER SERVICES	66	-	-	-
12560	223000	5990	60103 OTHER SERVICES	32,597	15,000	-	15,000
12560	223000	6412	60103 EQUIPMENT - UNDER \$5,000	-	121,120	-	121,120
Total for Perkins:				224,399	476,858	-	476,858

*** VICE PRESIDENT OF STUDENT SERVICES ***

Account Number				2012/2013	2013/2014		
Fund	Organiz.	Account	Program Description	Est. Actuals	Budget	Unrestricted	Restricted
11000	301000	1210	64500 ACAD SALARIES REG ADMIN & SUPERV	81,967	55,652	55,652	-
11000	301000	1210	68900 ACAD SALARIES REG ADMIN & SUPERV	-	6,184	6,184	-
11000	301000	1210	69500 ACAD SALARIES REG ADMIN & SUPERV	-	6,184	6,184	-
11000	301000	1210	69700 ACAD SALARIES REG ADMIN & SUPERV	-	6,184	6,184	-
11000	301000	2110	64500 SALARY CLASS ADMIN & SUPERV	59,482	60,343	60,343	-

Account Number				2012/2013	2013/2014		
Fund	Organiz.	Account	Program Description	Est. Actuals	Budget	Unrestricted	Restricted
11000	301000	2110	69500 SALARY CLASS ADMIN & SUPERV	-	3,550	3,550	-
11000	301000	2110	69700 SALARY CLASS ADMIN & SUPERV	-	7,099	7,099	-
11000	301000	3110	64500 STRS BENEFITS - INSTRUCTIONAL	6,762	4,592	4,592	-
11000	301000	3110	68900 STRS BENEFITS - INSTRUCTIONAL	-	510	510	-
11000	301000	3110	69500 STRS BENEFITS - INSTRUCTIONAL	-	510	510	-
11000	301000	3110	69700 STRS BENEFITS - INSTRUCTIONAL	-	510	510	-
11000	301000	3220	64500 PERS BENEFITS - NONINSTRUCTIONAL	6,791	6,889	6,889	-
11000	301000	3220	69500 PERS BENEFITS - NONINSTRUCTIONAL	-	405	405	-
11000	301000	3220	69700 PERS BENEFITS - NONINSTRUCTIONAL	-	811	811	-
11000	301000	3310	64500 OASDI INSTRUCTIONAL	1,190	807	807	-
11000	301000	3310	68900 OASDI INSTRUCTIONAL	-	90	90	-
11000	301000	3310	69500 OASDI INSTRUCTIONAL	-	90	90	-
11000	301000	3310	69700 OASDI INSTRUCTIONAL	-	90	90	-
11000	301000	3320	64500 OASDI NONINSTRUCTIONAL	4,551	4,617	4,617	-
11000	301000	3320	69500 OASDI NONINSTRUCTIONAL	-	272	272	-
11000	301000	3320	69700 OASDI NONINSTRUCTIONAL	-	543	543	-
11000	301000	3410	64500 HEALTH - INSTRUCTIONAL	9,735	7,994	7,994	-
11000	301000	3410	68900 HEALTH - INSTRUCTIONAL	-	888	888	-
11000	301000	3410	69500 HEALTH - INSTRUCTIONAL	-	888	888	-
11000	301000	3410	69700 HEALTH - INSTRUCTIONAL	-	888	888	-
11000	301000	3420	64500 HEALTH - NONINSTRUCTIONAL	14,836	15,218	15,218	-
11000	301000	3420	69500 HEALTH - NONINSTRUCTIONAL	-	895	895	-
11000	301000	3420	69700 HEALTH - NONINSTRUCTIONAL	-	1,790	1,790	-
11000	301000	3510	64500 STATE UNEMPLOYMENT - INSTRUCTIONAL	902	27	27	-
11000	301000	3510	68900 STATE UNEMPLOYMENT - INSTRUCTIONAL	-	3	3	-
11000	301000	3510	69500 STATE UNEMPLOYMENT - INSTRUCTIONAL	-	3	3	-
11000	301000	3510	69700 STATE UNEMPLOYMENT - INSTRUCTIONAL	-	3	3	-
11000	301000	3520	64500 STATE UNEMPLOYMENT - NONINSTRUCTIONAL	654	30	30	-
11000	301000	3520	69500 STATE UNEMPLOYMENT - NONINSTRUCTIONAL	-	2	2	-
11000	301000	3520	69700 STATE UNEMPLOYMENT - NONINSTRUCTIONAL	-	4	4	-
11000	301000	3610	64500 WORKERS COMP - INSTRUCTIONAL	770	551	551	-
11000	301000	3610	68900 WORKERS COMP - INSTRUCTIONAL	-	61	61	-
11000	301000	3610	69500 WORKERS COMP - INSTRUCTIONAL	-	61	61	-
11000	301000	3610	69700 WORKERS COMP - INSTRUCTIONAL	-	61	61	-
11000	301000	3620	64500 WORKERS COMP - NONINSTRUCTIONAL	559	597	597	-
11000	301000	3620	69500 WORKERS COMP - NONINSTRUCTIONAL	-	35	35	-
11000	301000	3620	69700 WORKERS COMP - NONINSTRUCTIONAL	-	70	70	-
11000	301000	4120	64500 PROFESSIONAL BOOKS	362	500	500	-
11000	301000	4210	64500 MAGAZINES	55	-	-	-
11000	301000	4310	64500 SUPPLIES, NONINSTRUCTIONAL	7,105	4,000	4,000	-
11000	301000	4311	64500 SUPPLIES, INSTRUCTIONAL	3	-	-	-
11000	301000	4315	64500 COMPUTER SOFTWARE	-	200	200	-
11000	301000	4316	64500 GAS, OIL	56	-	-	-
11000	301000	4318	64500 PRINTING SUPPLIES	1,462	4,000	4,000	-
11000	301000	4410	64500 FOOD SUPPLIES	340	1,000	1,000	-
11000	301000	5210	64500 DUES AND MEMBERSHIPS	1,400	1,500	1,500	-
11000	301000	5510	64500 CONSULTANT	100	-	-	-
11000	301000	5632	64500 OUTSIDE WORK FOR EQUIPMENT	500	2,000	2,000	-
11000	301000	5641	64500 CONTRACTS	-	8,005	8,005	-
11000	301000	5641	71004 CONTRACTS	5,398	8,232	8,232	-
11000	301000	5642	64500 COMPUTER LICENSE FEES	1,677	2,000	2,000	-
11000	301000	5710	64500 EMPLOYEES TRAVEL / CONFERENCE	1,520	2,000	2,000	-

Account Number				2012/2013	2013/2014		
Fund	Organiz.	Account	Program Description	Est. Actuals	Budget	Unrestricted	Restricted
11000	301000	5810	64500 UTILITIES: WATER	1,086	1,500	1,500	-
11000	301000	5940	64500 POSTAGE, FREIGHT (SHIPPING IN)	144	-	-	-
11000	301000	5990	64500 OTHER SERVICES	9	-	-	-
11000	301000	6120	64500 SITE IMPROVEMENTS (LANDSCAPING, SIDEWALKS, ETC	1,980	-	-	-
11000	301000	6411	64500 FURNITURE - UNDER \$5,000	-	3,000	3,000	-
11000	301000	6412	64500 EQUIPMENT - UNDER \$5,000	16,517	3,000	3,000	-
11000	301000	6414	64500 EQUIPMENT - OVER \$5,000	-	-	-	-
11508	301000	4310	64500 SUPPLIES, NONINSTRUCTIONAL	2,085	1,100	1,100	-
11508	301000	4318	64500 PRINTING SUPPLIES	-	1,000	1,000	-
11508	301000	4410	64500 FOOD SUPPLIES	5,000	5,000	5,000	-
11508	301000	5641	64500 CONTRACTS	3,100	3,100	3,100	-
Total for Vice President of Student Services:				238,098	247,138	247,138	-

*** COUNSELING ***

Account Number				2012/2013	2013/2014		
Fund	Organiz.	Account	Program Description	Est. Actuals	Budget	Unrestricted	Restricted
11000	302000	1210	63100 ACAD SALARIES REG ADMIN & SUPERV	145,974	150,496	150,496	-
11000	302000	2180	63100 FULL TIME SALARIES	112,414	112,683	112,683	-
11000	302000	2180	71005 FULL TIME SALARIES	-	1,017	1,017	-
11000	302000	2365	63100 STUDENTS - SUMMER	681	-	-	-
11000	302000	3110	63100 STRS BENEFITS - INSTRUCTIONAL	12,043	8,543	8,543	-
11000	302000	3220	63100 PERS BENEFITS - NONINSTRUCTIONAL	12,834	16,420	16,420	-
11000	302000	3220	71005 PERS BENEFITS - NONINSTRUCTIONAL	-	116	116	-
11000	302000	3310	63100 OASDI INSTRUCTIONAL	2,118	2,182	2,182	-
11000	302000	3320	63100 OASDI NONINSTRUCTIONAL	8,602	11,002	11,002	-
11000	302000	3320	71005 OASDI NONINSTRUCTIONAL	-	78	78	-
11000	302000	3410	63100 HEALTH - INSTRUCTIONAL	22,156	23,983	23,983	-
11000	302000	3420	63100 HEALTH - NONINSTRUCTIONAL	39,507	48,499	48,499	-
11000	302000	3420	71005 HEALTH - NONINSTRUCTIONAL	-	355	355	-
11000	302000	3510	63100 STATE UNEMPLOYMENT - INSTRUCTIONAL	1,606	75	75	-
11000	302000	3520	63100 STATE UNEMPLOYMENT - NONINSTRUCTIONAL	1,221	71	71	-
11000	302000	3520	71005 STATE UNEMPLOYMENT - NONINSTRUCTIONAL	-	1	1	-
11000	302000	3610	63100 WORKERS COMP - INSTRUCTIONAL	1,371	1,490	1,490	-
11000	302000	3620	63100 WORKERS COMP - NONINSTRUCTIONAL	1,049	1,424	1,424	-
11000	302000	3620	71005 WORKERS COMP - NONINSTRUCTIONAL	-	10	10	-
11000	302000	4310	63100 SUPPLIES, NONINSTRUCTIONAL	905	4,000	4,000	-
11000	302000	4316	63100 GAS, OIL	-	129	129	-
11000	302000	4318	63100 PRINTING SUPPLIES	4,262	4,000	4,000	-
11000	302000	4410	63100 FOOD SUPPLIES	88	-	-	-
11000	302000	5210	63100 DUES AND MEMBERSHIPS	-	500	500	-
11000	302000	5641	63100 CONTRACTS	-	30,253	30,253	-
11000	302000	5642	63100 COMPUTER LICENSE FEES	4,590	7,000	7,000	-
11000	302000	5643	63100 COMPUTER SOFTWARE	13,197	10,000	10,000	-
11000	302000	5710	63100 EMPLOYEES TRAVEL / CONFERENCE	4,895	-	-	-
11000	302000	5940	63100 POSTAGE, FREIGHT (SHIPPING IN)	-	100	100	-
11000	302000	6414	63100 EQUIPMENT - OVER \$5,000	300	-	-	-
11000	302000	6415	63100 COMPUTER EQUIPMENT	12,158	1,000	1,000	-
11000	302000	6423	63100 FURNITURE - REPLACEMENT	-	1,000	1,000	-

Account Number				2012/2013	2013/2014		
Fund	Organiz.	Account Program	Description	Est. Actuals	Budget	Unrestricted	Restricted
Total for Counseling:				401,971	436,427	436,427	-

*** EOPS ***

Account Number				2012/2013	2013/2014		
Fund	Organiz.	Account Program	Description	Est. Actuals	Budget	Unrestricted	Restricted
11000	303000	1210	64300 ACAD SALARIES REG ADMIN & SUPERV	71,460	54,887	54,887	-
11000	303000	1330	64300 EXTENDED DAY (OVERLOAD)	-	62,764	-	62,764
11000	303000	3120	64300 STRS BENEFITS - NONINSTRUCTIONAL	-	-	-	-
11000	303000	3210	64300 PERS BENEFITS - INSTRUCTIONAL	8,156	4,528	4,528	-
11000	303000	3310	64300 OASDI INSTRUCTIONAL	5,467	796	796	-
11000	303000	3410	64300 HEALTH - INSTRUCTIONAL	11,253	8,883	8,883	-
11000	303000	3510	64300 STATE UNEMPLOYMENT - INSTRUCTIONAL	782	28	28	-
11000	303000	3610	64300 WORKERS COMP - INSTRUCTIONAL	668	544	544	-
11000	303000	4310	64300 SUPPLIES, NONINSTRUCTIONAL	-	255	255	-
11000	303000	7601	64300 OTHER STUDENT AID	-	6,088	6,088	-
12000	303000	1220	64300 NONINSTRUCTIONAL, ADMINISTRATORS & SUPERVISOR	34,407	54,887	-	54,887
12000	303000	2180	64300 FULL TIME SALARIES	16,118	-	-	-
12000	303000	2190	64300 SALARY CLASS NONINSTR LIMBEN	4,693	10,172	-	10,172
12000	303000	2361	64300 STUDENT WORKER SALARIES	3,123	-	-	-
12000	303000	3210	64300 PERS BENEFITS - INSTRUCTIONAL	3,927	4,528	-	4,528
12000	303000	3220	64300 PERS BENEFITS - NONINSTRUCTIONAL	2,551	1,161	-	1,161
12000	303000	3310	64300 OASDI INSTRUCTIONAL	2,632	796	-	796
12000	303000	3320	64300 OASDI NONINSTRUCTIONAL	1,715	778	-	778
12000	303000	3410	64300 HEALTH - INSTRUCTIONAL	5,418	8,882	-	8,882
12000	303000	3420	64300 HEALTH - NONINSTRUCTIONAL	6,744	-	-	-
12000	303000	3510	64300 STATE UNEMPLOYMENT - INSTRUCTIONAL	376	27	-	27
12000	303000	3520	64300 STATE UNEMPLOYMENT - NONINSTRUCTIONAL	246	5	-	5
12000	303000	3610	64300 WORKERS COMP - INSTRUCTIONAL	321	543	-	543
12000	303000	3620	64300 WORKERS COMP - NONINSTRUCTIONAL	240	101	-	101
12000	303000	5710	64300 EMPLOYEES TRAVEL / CONFERENCE	1,644	4,000	-	4,000
12000	303000	5970	64300 ADVERTISING	-	1,156	-	1,156
12000	303000	6415	64300 COMPUTER EQUIPMENT	9,459	-	-	-
12478	303000	7601	64300 OTHER STUDENT AID	41,174	36,787	-	36,787
12480	303000	7510	64300 STUDENT AID (EXCLUDES SALARIES)	-	12,000	-	12,000
12483	303000	4310	64300 SUPPLIES, NONINSTRUCTIONAL	-	3,000	-	3,000
12484	303000	2180	64300 FULL TIME SALARIES	24,177	-	-	-
12484	303000	2190	64300 SALARY CLASS NONINSTR LIMBEN	-	10,172	-	10,172
12484	303000	3220	64300 PERS BENEFITS - NONINSTRUCTIONAL	2,760	1,161	-	1,161
12484	303000	3320	64300 OASDI NONINSTRUCTIONAL	1,852	778	-	778
12484	303000	3420	64300 HEALTH - NONINSTRUCTIONAL	10,116	-	-	-
12484	303000	3520	64300 STATE UNEMPLOYMENT - NONINSTRUCTIONAL	266	5	-	5
12484	303000	3620	64300 WORKERS COMP - NONINSTRUCTIONAL	227	101	-	101
12484	303000	4310	64300 SUPPLIES, NONINSTRUCTIONAL	4,757	-	-	-
12484	303000	4318	64300 PRINTING SUPPLIES	-	3,000	-	3,000
12484	303000	4410	64300 FOOD SUPPLIES	1,011	1,012	-	1,012
12484	303000	5970	64300 ADVERTISING	125	-	-	-
12486	303000	5710	64300 EMPLOYEES TRAVEL / CONFERENCE	80	-	-	-
Total for EOPS:				277,945	293,825	76,009	217,816

Account Number				2012/2013	2013/2014		
Fund	Organiz.	Account Program	Description	Est. Actuals	Budget	Unrestricted	Restricted

*** MATRICULATION ***

Account Number				2012/2013	2013/2014		
Fund	Organiz.	Account Program	Description	Est. Actuals	Budget	Unrestricted	Restricted
11000	304000	1210	63200 ACAD SALARIES REG ADMIN & SUPERV	33,185	-	-	-
11000	304000	1220	63200 NONINSTRUCTIONAL, ADMINISTRATORS & SUPERVISOR	7,105	-	-	-
11000	304000	1330	63200 EXTENDED DAY (OVERLOAD)	3,713	-	-	-
11000	304000	3110	63200 STRS BENEFITS - INSTRUCTIONAL	4,531	-	-	-
11000	304000	3310	63200 OASDI INSTRUCTIONAL	1,081	-	-	-
11000	304000	3410	63200 HEALTH - INSTRUCTIONAL	9,991	-	-	-
11000	304000	3510	63200 STATE UNEMPLOYMENT - INSTRUCTIONAL	645	-	-	-
11000	304000	3610	63200 WORKERS COMP - INSTRUCTIONAL	551	-	-	-
11000	304000	5642	63200 COMPUTER LICENSE FEES	17,713	-	-	-
12000	304000	1210	63200 ACAD SALARIES REG ADMIN & SUPERV	21,051	57,387	-	57,387
12000	304000	1220	63200 NONINSTRUCTIONAL, ADMINISTRATORS & SUPERVISOR	88,473	106,163	-	106,163
12000	304000	1330	63200 EXTENDED DAY (OVERLOAD)	3,713	17,340	-	17,340
12000	304000	2180	63200 FULL TIME SALARIES	141,907	153,668	-	153,668
12000	304000	2190	63200 SALARY CLASS NONINSTR LIMBEN	21,590	22,823	-	22,823
12000	304000	3110	63200 STRS BENEFITS - INSTRUCTIONAL	6,986	12,606	-	12,606
12000	304000	3210	63200 PERS BENEFITS - INSTRUCTIONAL	1,165	1,431	-	1,431
12000	304000	3220	63200 PERS BENEFITS - NONINSTRUCTIONAL	18,314	20,150	-	20,150
12000	304000	3310	63200 OASDI INSTRUCTIONAL	2,294	2,467	-	2,467
12000	304000	3320	63200 OASDI NONINSTRUCTIONAL	12,280	13,502	-	13,502
12000	304000	3410	63200 HEALTH - INSTRUCTIONAL	19,354	26,541	-	26,541
12000	304000	3420	63200 HEALTH - NONINSTRUCTIONAL	49,543	63,066	-	63,066
12000	304000	3510	63200 STATE UNEMPLOYMENT - INSTRUCTIONAL	1,083	85	-	85
12000	304000	3520	63200 STATE UNEMPLOYMENT - NONINSTRUCTIONAL	1,744	88	-	88
12000	304000	3610	63200 WORKERS COMP - INSTRUCTIONAL	925	1,684	-	1,684
12000	304000	3620	63200 WORKERS COMP - NONINSTRUCTIONAL	1,490	1,747	-	1,747
12000	304000	5641	63200 CONTRACTS	-	14,225	-	14,225
12485	304000	2180	63200 FULL TIME SALARIES	13,840	17,410	-	17,410
12485	304000	3220	63200 PERS BENEFITS - NONINSTRUCTIONAL	1,932	1,988	-	1,988
12485	304000	3320	63200 OASDI NONINSTRUCTIONAL	1,295	1,332	-	1,332
12485	304000	3420	63200 HEALTH - NONINSTRUCTIONAL	6,669	7,106	-	7,106
12485	304000	3520	63200 STATE UNEMPLOYMENT - NONINSTRUCTIONAL	186	9	-	9
12485	304000	3620	06320 WORKERS COMP - NONINSTRUCTIONAL	159	172	-	172
Total for Matriculation:				494,508	542,990	-	542,990

*** CARE PROGRAM ***

Account Number				2012/2013	2013/2014		
Fund	Organiz.	Account Program	Description	Est. Actuals	Budget	Unrestricted	Restricted
12000	305000	4316	64301 GAS, OIL	-	100	-	100
12000	305000	5710	64301 EMPLOYEES TRAVEL / CONFERENCE	95	-	-	-
12000	305000	5730	64301 STUDENTS TRAVEL / CONFERENCE	1,100	1,138	-	1,138
12000	305000	7601	64301 OTHER STUDENT AID	-	14,473	-	14,473
12481	305000	7601	64301 OTHER STUDENT AID	-	7,000	-	7,000
12483	305000	7601	64301 OTHER STUDENT AID	2,842	3,500	-	3,500

Account Number				2012/2013	2013/2014		
Fund	Organiz.	Account Program	Description	Est. Actuals	Budget	Unrestricted	Restricted
Total for CARE Program:				4,037	26,211	-	26,211

*** GED / LEARNING SKILLS PROGRAM ***

Account Number				2012/2013	2013/2014		
Fund	Organiz.	Account Program	Description	Est. Actuals	Budget	Unrestricted	Restricted
11000	306000	2180	49306 FULL TIME SALARIES	15,766	16,574	16,574	-
11000	306000	2190	49306 SALARY CLASS NONINSTR LIMBEN	20,701	19,682	19,682	-
11000	306000	2361	49306 STUDENT WORKER SALARIES	-	2,730	2,730	-
11000	306000	2370	49306 SHORT-TERM SUBSTITUTES	8,317	8,000	8,000	-
11000	306000	2380	49306 NONINSTRUCTIONAL SALARIES, OVERTIME	408	-	-	-
11000	306000	3220	49306 PERS BENEFITS - NONINSTRUCTIONAL	4,169	5,364	5,364	-
11000	306000	3320	49306 OASDI NONINSTRUCTIONAL	3,457	3,594	3,594	-
11000	306000	3420	49306 HEALTH - NONINSTRUCTIONAL	6,744	7,106	7,106	-
11000	306000	3520	49306 STATE UNEMPLOYMENT - NONINSTRUCTIONAL	497	25	25	-
11000	306000	3620	49306 WORKERS COMP - NONINSTRUCTIONAL	425	465	465	-
11000	306000	4310	49306 SUPPLIES, NONINSTRUCTIONAL	31,550	13,549	13,549	-
11000	306000	4311	49306 INSTRUCTIONAL SUPPLIES	-	4,000	4,000	-
11000	306000	4316	49306 GAS, OIL	-	967	967	-
11000	306000	4318	49306 PRINTING SUPPLIES	703	-	-	-
11000	306000	5710	49306 EMPLOYEES TRAVEL / CONFERENCE	1,167	1,000	1,000	-
11000	306000	5940	49306 POSTAGE, FREIGHT (SHIPPING IN)	686	1,000	1,000	-
12000	306000	4310	49306 SUPPLIES, NONINSTRUCTIONAL	317	-	-	-
Total for GED / Learning Skills Program:				94,907	84,056	84,056	-

*** CalWORKS / TANF ***

Account Number				2012/2013	2013/2014		
Fund	Organiz.	Account Program	Description	Est. Actuals	Budget	Unrestricted	Restricted
12000	309000	2365	64992 SUMMER STUDENT SALARIES	1,478	-	-	-
12000	309000	2370	64992 SHORT TERM SALARIES	-	16,000	-	16,000
12000	309000	3620	64992 WORKERS COMP - NONINSTRUCTIONAL	14	-	-	-
12599	309000	2180	64992 FULL TIME SALARIES	9,755	9,770	-	9,770
12599	309000	2361	64992 STUDENT WORKER SALARIES	1,653	1,410	-	1,410
12599	309000	2365	64992 STUDENTS - SUMMER	1,064	-	-	-
12599	309000	3220	64992 PERS BENEFITS - NONINSTRUCTIONAL	1,114	1,116	-	1,116
12599	309000	3320	64992 OASDI NONINSTRUCTIONAL	746	747	-	747
12599	309000	3420	64992 HEALTH - NONINSTRUCTIONAL	3,372	3,553	-	3,553
12599	309000	3520	64992 STATE UNEMPLOYMENT - NONINSTRUCTIONAL	105	4	-	4
12599	309000	3620	64992 WORKERS COMP - NONINSTRUCTIONAL	116	111	-	111
12599	309000	4310	64992 SUPPLIES, NONINSTRUCTIONAL	2,065	3,000	-	3,000
12599	309000	4311	64992 INSTRUCTIONAL SUPPLIES	-	2,000	-	2,000
12599	309000	4318	64992 PRINTING SUPPLIES	133	1,389	-	1,389
12599	309000	4410	64992 FOOD SUPPLIES	900	1,400	-	1,400
12599	309000	5510	64992 CONSULTANT	-	300	-	300
12599	309000	5710	64992 EMPLOYEES TRAVEL / CONFERENCE	170	3,000	-	3,000
12599	309000	6415	64992 COMPUTER EQUIPMENT	-	1,390	-	1,390
12599	309000	7601	64992 OTHER STUDENT AID	982	2,000	-	2,000
12600	309000	1210	64992 ACAD SALARIES REG ADMIN & SUPERV	36,255	-	-	-

Account Number				2012/2013	2013/2014		
Fund	Organiz.	Account	Program Description	Est. Actuals	Budget	Unrestricted	Restricted
12600	309000	1220	64992 ADMINISTRATORS & SUPERVISORS, OTHER	-	44,389	-	44,389
12600	309000	1330	64992 EXTENDED DAY (OVERLOAD)	9,283	-	-	-
12600	309000	2361	64992 STUDENT WORKER SALARIES	49,238	62,761	-	62,761
12600	309000	2365	64992 SUMMER STUDENT SALARIES	26,067	-	-	-
12600	309000	2461	64992 DIRECT INSTRUCTION - OTHER STUDENTS	6,388	-	-	-
12600	309000	3110	64992 STRS BENEFITS - INSTRUCTIONAL	2,991	3,662	-	3,662
12600	309000	3220	64992 PERS BENEFITS - NONINSTRUCTIONAL	-	1,827	-	1,827
12600	309000	3310	64992 OASDI INSTRUCTIONAL	1,236	644	-	644
12600	309000	3320	64992 OASDI NONINSTRUCTIONAL	-	1,224	-	1,224
12600	309000	3410	64992 HEALTH - INSTRUCTIONAL	8,430	8,883	-	8,883
12600	309000	3510	64992 STATE UNEMPLOYMENT - INSTRUCTIONAL	501	22	-	22
12600	309000	3520	64992 STATE UNEMPLOYMENT - NONINSTRUCTIONAL	-	8	-	8
12600	309000	3610	64992 WORKERS COMP - INSTRUCTIONAL	428	439	-	439
12600	309000	3620	64992 WORKERS COMP - NONINSTRUCTIONAL	768	779	-	779
12601	309000	2361	64992 STUDENT WORKER SALARIES	165	-	-	-
12601	309000	3620	64992 WORKERS COMP - NONINSTRUCTIONAL	2	-	-	-
Total for CalWORKS / TANF Program:				165,419	171,828	-	171,828

*** STUDENT SUPPORT SERVICES ***

Account Number				2012/2013	2013/2014		
Fund	Organiz.	Account	Program Description	Est. Actuals	Budget	Unrestricted	Restricted
11000	311000	1220	64200 NONINSTRUCTIONAL, ADMINISTRATORS & SUPERVISOR	53,314	61,687	61,687	-
11000	311000	2220	61900 DIRECT INSTRUCTION - LIMITED BENEFITS EMPLOYEES	19,220	19,682	19,682	-
11000	311000	3110	64200 STRS BENEFITS - INSTRUCTIONAL	4,398	5,089	5,089	-
11000	311000	3220	61900 PERS BENEFITS - NONINSTRUCTIONAL	2,194	2,067	2,067	-
11000	311000	3310	64200 OASDI INSTRUCTIONAL	773	894	894	-
11000	311000	3320	61900 OASDI NONINSTRUCTIONAL	1,470	1,610	1,610	-
11000	311000	3410	64200 HEALTH - INSTRUCTIONAL	10,789	13,075	13,075	-
11000	311000	3510	64200 STATE UNEMPLOYMENT - INSTRUCTIONAL	586	31	31	-
11000	311000	3520	61900 STATE UNEMPLOYMENT - NONINSTRUCTIONAL	211	397	397	-
11000	311000	3610	64200 WORKERS COMP - INSTRUCTIONAL	501	611	611	-
11000	311000	3620	61900 WORKERS COMP - NONINSTRUCTIONAL	181	245	245	-
11921	311000	1220	64200 NONINSTRUCTIONAL, ADMINISTRATORS & SUPERVISOR	91,299	98,548	98,548	-
11921	311000	3110	64200 STRS BENEFITS - INSTRUCTIONAL	7,532	8,130	8,130	-
11921	311000	3310	64200 OASDI INSTRUCTIONAL	1,324	1,429	1,429	-
11921	311000	3410	64200 HEALTH - INSTRUCTIONAL	15,452	16,282	16,282	-
11921	311000	3510	64200 STATE UNEMPLOYMENT - INSTRUCTIONAL	1,004	49	49	-
11921	311000	3610	64200 WORKERS COMP - INSTRUCTIONAL	858	976	976	-
12000	311000	1210	64200 ACAD SALARIES REG ADMIN & SUPERV	106,248	90,220	-	90,220
12000	311000	1220	64200 NONINSTRUCTIONAL, ADMINISTRATORS & SUPERVISOR	7,251	8,878	-	8,878
12000	311000	1330	64200 EXTENDED DAY (OVERLOAD)	1,857	-	-	-
12000	311000	2180	64200 SALARY CLASS REG NONINSTRUCTIONAL	22,890	23,436	-	23,436
12000	311000	2220	64200 DIRECT INSTRUCTION - LIMITED BENEFITS EMPLOYEES	23,086	21,109	-	21,109
12000	311000	2361	64200 STUDENT WORKER SALARIES	80	2,000	-	2,000
12000	311000	2365	64200 SUMMER STUDENT SALARIES	11,012	3,000	-	3,000
12000	311000	2370	64200 SHORT TERM SALARIES	14,218	10,436	-	10,436
12000	311000	3110	64200 STRS BENEFITS - INSTRUCTIONAL	9,364	8,177	-	8,177
12000	311000	3220	64200 PERS BENEFITS - NONINSTRUCTIONAL	2,756	5,433	-	5,433
12000	311000	3310	64200 OASDI INSTRUCTIONAL	247	1,337	-	1,337

Account Number				2012/2013	2013/2014	Unrestricted	Restricted
Fund	Organiz.	Account Program	Description	Est. Actuals	Budget		
12000	311000	3320	64200 OASDI NONINSTRUCTIONAL	4,542	3,909	-	3,909
12000	311000	3410	64200 HEALTH - INSTRUCTIONAL	15,102	14,620	-	14,620
12000	311000	3420	64200 HEALTH - NONINSTRUCTIONAL	8,377	8,883	-	8,883
12000	311000	3510	64200 STATE UNEMPLOYMENT - INSTRUCTIONAL	-	50	-	50
12000	311000	3520	64200 STATE UNEMPLOYMENT - NONINSTRUCTIONAL	651	120	-	120
12000	311000	3610	64200 WORKERS COMP - INSTRUCTIONAL	1,084	951	-	951
12000	311000	3620	64200 WORKERS COMP - NONINSTRUCTIONAL	661	650	-	650
12000	311000	4310	64200 SUPPLIES, NONINSTRUCTIONAL	5,116	5,416	-	5,416
12000	311000	4311	64200 INSTRUCTIONAL SUPPLIES	3,777	1,000	-	1,000
12000	311000	4318	64200 PRINTING SUPPLIES	1,204	1,428	-	1,428
12000	311000	5646	64200 VIDEO / AUDIO SERVICES	11,668	-	-	-
12000	311000	5710	64200 EMPLOYEES TRAVEL / CONFERENCE	952	355	-	355
12000	311000	5940	64200 POSTAGE, FREIGHT (SHIPPING IN)	-	100	-	100
12000	311000	5980	64200 PHYSICAL EXAMS	80	-	-	-
12000	311000	5990	64200 OTHER OPERATING EXPENSES	93	100	-	100
12000	311000	6412	64200 EQUIPMENT - UNDER \$5,000	161	-	-	-
12000	311000	6415	64200 COMPUTER EQUIPMENT	-	932	-	932
Total for Student Support Services:				463,583	443,342	230,802	212,540

927,166

*** TRANSFER CENTER ***

Account Number				2012/2013	2013/2014	Unrestricted	Restricted
Fund	Organiz.	Account Program	Description	Est. Actuals	Budget		
11000	313000	1220	63300 NONINSTRUCTIONAL, ADMINISTRATORS & SUPERVISOR	54,005	51,595	51,595	-
11000	313000	3110	63300 STRS BENEFITS - INSTRUCTIONAL	4,456	4,257	4,257	-
11000	313000	3310	63300 OASDI INSTRUCTIONAL	783	748	748	-
11000	313000	3410	63300 HEALTH - INSTRUCTIONAL	8,430	8,883	8,883	-
11000	313000	3510	63300 STATE UNEMPLOYMENT - INSTRUCTIONAL	594	26	26	-
11000	313000	3610	63300 WORKERS COMP - INSTRUCTIONAL	507	511	511	-
11000	313000	4316	63300 GAS, OIL	56	-	-	-
11000	313000	5642	63300 COMPUTER LICENSE FEES	1,795	2,911	2,911	-
11000	313000	5710	63300 EMPLOYEES TRAVEL / CONFERENCE	966	2,503	2,503	-
11000	313000	5970	63300 ADVERTISING	-	3,157	3,157	-
Total for Transfer Center:				71,592	74,591	74,591	-

*** CECY GRANT ***

Account Number				2012/2013	2013/2014	Unrestricted	Restricted
Fund	Organiz.	Account Program	Description	Est. Actuals	Budget		
12417	314900	2190	64991 LIMITED BENEFITS EMPLOYEES	725	5,450	-	5,450
12417	314900	3220	64991 PERS BENEFITS - NONINSTRUCTIONAL	83	622	-	622
12417	314900	3320	64991 OASDI NONINSTRUCTIONAL	55	54	-	54
12417	314900	3520	64991 STATE UNEMPLOYMENT - NONINSTRUCTIONAL	8	3	-	3
12417	314900	3620	64991 WORKERS COMP - NONINSTRUCTIONAL	7	417	-	417
12417	314900	4410	64991 FOOD SUPPLIES	-	1,009	-	1,009
12417	314900	5510	64991 CONSULTANT	5,000	5,000	-	5,000
12417	314900	5710	64991 EMPLOYEES TRAVEL / CONFERENCE	901	3,000	-	3,000
12417	314900	5730	64991 STUDENTS TRAVEL / CONFERENCE	700	4,445	-	4,445

Account Number				2012/2013	2013/2014	Unrestricted	Restricted
Fund	Organiz.	Account	Program Description	Est. Actuals	Budget		
Total for CECY Grant:				7,479	20,000	-	20,000

*** TRIO GRANT ***

Account Number				2012/2013	2013/2014	Unrestricted	Restricted
Fund	Organiz.	Account	Program Description	Est. Actuals	Budget		
11000	340000	1210	64951 ACAD SALARIES REG ADMIN & SUPERV	-	5,376	5,376	-
11000	340000	2361	64951 STUDENT WORKER SALARIES	-	4,000	4,000	-
11000	340000	3220	64951 PERS BENEFITS - NONINSTRUCTIONAL	-	614	614	-
11000	340000	3320	64951 OASDI NONINSTRUCTIONAL	-	411	411	-
11000	340000	3420	64951 HEALTH - NONINSTRUCTIONAL	-	888	888	-
11000	340000	3520	64951 STATE UNEMPLOYMENT - NONINSTRUCTIONAL	-	59	59	-
11000	340000	3620	64951 WORKERS COMP - NONINSTRUCTIONAL	-	51	51	-
11000	340000	4310	64951 SUPPLIES, NONINSTRUCTIONAL	-	1,743	1,743	-
11000	340000	4311	64951 SUPPLIES, INSTRUCTIONAL	-	2,225	2,225	-
11000	340000	4318	64951 PRINTING SUPPLIES	-	250	250	-
11000	340000	5710	64951 EMPLOYEES TRAVEL / CONFERENCE	-	4,000	4,000	-
11000	340000	5730	64951 STUDENTS TRAVEL / CONFERENCE	-	1,000	1,000	-
11000	340000	5940	64951 POSTAGE, FREIGHT (SHIPPING IN)	-	100	100	-
11000	340000	6412	64951 EQUIPMENT - UNDER \$5,000	-	500	500	-
12000	340000	1210	64951 ACAD SALARIES REG ADMIN & SUPERV	91,839	96,773	-	96,773
12000	340000	1330	64951 EXTENDED DAY (OVERLOAD)	-	8,000	-	8,000
12000	340000	2180	64951 FULL TIME SALARIES	45,137	12,662	-	12,662
12000	340000	2361	64951 STUDENT WORKER SALARIES	5,065	8,000	-	8,000
12000	340000	2365	64951 STUDENTS - SUMMER	3,588	-	-	-
12000	340000	3110	64951 STRS BENEFITS - INSTRUCTIONAL	-	660	-	660
12000	340000	3210	64951 PERS BENEFITS - INSTRUCTIONAL	10,485	-	-	-
12000	340000	3220	64951 PERS BENEFITS - NONINSTRUCTIONAL	5,153	12,494	-	12,494
12000	340000	3310	64951 OASDI INSTRUCTIONAL	7,029	116	-	116
12000	340000	3320	64951 OASDI NONINSTRUCTIONAL	3,457	8,372	-	8,372
12000	340000	3410	64951 HEALTH - INSTRUCTIONAL	14,695	-	-	-
12000	340000	3420	64951 HEALTH - NONINSTRUCTIONAL	14,980	20,430	-	20,430
12000	340000	3510	64951 STATE UNEMPLOYMENT - INSTRUCTIONAL	992	4	-	4
12000	340000	3520	64951 STATE UNEMPLOYMENT - NONINSTRUCTIONAL	487	1,204	-	1,204
12000	340000	3610	64951 WORKERS COMP - INSTRUCTIONAL	848	79	-	79
12000	340000	3620	64951 WORKERS COMP - NONINSTRUCTIONAL	497	1,103	-	1,103
12000	340000	4310	64951 SUPPLIES, NONINSTRUCTIONAL	358	4,000	-	4,000
12000	340000	4311	64951 SUPPLIES, INSTRUCTIONAL	274	3,000	-	3,000
12000	340000	4318	64951 PRINTING SUPPLIES	2	1,000	-	1,000
12000	340000	5210	64951 DUES AND MEMBERSHIPS	545	500	-	500
12000	340000	5641	64951 CONTRACTS	249	-	-	-
12000	340000	5643	64951 COMPUTER SOFTWARE	-	1,500	-	1,500
12000	340000	5710	64951 EMPLOYEES TRAVEL / CONFERENCE	5,143	7,000	-	7,000
12000	340000	5730	64951 STUDENTS TRAVEL / CONFERENCE	63	8,000	-	8,000
12000	340000	5940	64951 POSTAGE, FREIGHT (SHIPPING IN)	-	100	-	100
12000	340000	5990	64951 OTHER SERVICES	61	-	-	-
12000	340000	6412	64951 EQUIPMENT - UNDER \$5,000	500	7,524	-	7,524
Total for TRIO Grant:				211,447	223,738	21,217	202,521

Account Number				2012/2013	2013/2014			
Fund	Organiz.	Account	Program	Description	Est. Actuals	Budget	Unrestricted	Restricted

*** TPSID GRANT ***

Account Number				2012/2013	2013/2014			
Fund	Organiz.	Account	Program	Description	Est. Actuals	Budget	Unrestricted	Restricted
12433	341000	1220	64991	NONINSTRUCTIONAL, ADMINISTRATORS & SUPERVISOR	8,318	8,978	-	8,978
12433	341000	1330	64991	INSTRUCTIONAL-EXTENDED DAY (OVERLOAD)	24,513	40,702	-	40,702
12433	341000	2110	64991	NONINSTRUCTIONAL-ADMINISTRATORS & SUPERVISOR	4,196	17,614	-	17,614
12433	341000	2180	64991	NONINSTRUCTIONAL-FULL TIME SALARIES	38,684	40,446	-	40,446
12433	341000	2190	64991	NONINSTRUCTIONAL-LIMITED BENEFITS EMPLOYEES	122,620	51,792	-	51,792
12433	341000	2370	64991	NONINSTRUCTIONAL-SHORT-TERM SUBSTITUTES	108,709	114,394	-	114,394
12433	341000	3110	64991	STRS BENEFITS - INSTRUCTIONAL	2,709	4,099	-	4,099
12433	341000	3220	64991	PERS BENEFITS - NONINSTRUCTIONAL	8,047	11,005	-	11,005
12433	341000	3310	64991	OASDI INSTRUCTIONAL	325	720	-	720
12433	341000	3320	64991	OASDI NONINSTRUCTIONAL	19,998	7,374	-	7,374
12433	341000	3410	64991	HEALTH - INSTRUCTIONAL	1,408	1,483	-	1,483
12433	341000	3420	64991	HEALTH - NONINSTRUCTIONAL	18,355	19,353	-	19,353
12433	341000	3510	64991	STATE UNEMPLOYMENT - INSTRUCTIONAL	361	25	-	25
12433	341000	3520	64991	STATE UNEMPLOYMENT - NONINSTRUCTIONAL	2,867	48	-	48
12433	341000	3610	64991	WORKERS COMP - INSTRUCTIONAL	308	492	-	492
12433	341000	3620	64991	WORKERS COMP - NONINSTRUCTIONAL	2,480	954	-	954
12433	341000	4310	64991	SUPPLIES, NONINSTRUCTIONAL	1,824	10,000	-	10,000
12433	341000	4311	64991	SUPPLIES, INSTRUCTIONAL	3,460	5,000	-	5,000
12433	341000	4313	64991	SUPPLIES FOR COMPUTERS	1,644	25,000	-	25,000
12433	341000	4315	64991	COMPUTER SOFTWARE	1,693	3,000	-	3,000
12433	341000	4318	64991	PRINTING SUPPLIES	37	5,000	-	5,000
12433	341000	4410	64991	FOOD SUPPLIES	34	-	-	-
12433	341000	5510	64991	CONSULTANT	45,120	40,000	-	40,000
12433	341000	5514	64991	ADMINISTRATIVE FEES & SERVICES	-	28,165	-	28,165
12433	341000	5610	64991	RENTS & LEASES	14,707	15,645	-	15,645
12433	341000	5612	64991	RENTS & LEASES: EQUIPOMENT	1,608	1,500	-	1,500
12433	341000	5710	64991	EMPLOYEES TRAVEL / CONFERENCE	15,385	12,000	-	12,000
12433	341000	5740	64991	FIELD TRIPS	1,154	-	-	-
12433	341000	5940	64991	POSTAGE, FREIGHT (SHIPPING IN)	-	200	-	200
12433	341000	5980	64991	PHYSICAL EXAMS	400	2,000	-	2,000
12433	341000	5990	64991	OTHER SERVICES	-	500	-	500
12433	341000	6412	64991	NEW EQUIPMENT (UNDER \$5,000)	6,045	13,156	-	13,156
12433	341000	6414	64991	NEW EQUIPMENT - OVER \$5,000	6,105	11,000	-	11,000
12433	341000	6415	64991	COMPUTER EQUIPMENT	880	3,000	-	3,000
12433	341000	7601	64991	OTHER STUDENT AID	-	3,200	-	3,200
Total for TPSID Grant:					461,994	497,845	-	497,845

*** ATHLETICS ***

Account Number				2012/2013	2013/2014			
Fund	Organiz.	Account	Program	Description	Est. Actuals	Budget	Unrestricted	Restricted
11000	352000	1210	08350	ACAD SALARIES REG ADMIN & SUPERV	66,772	71,820	71,820	-
11000	352000	2110	08350	ADMIN & SUPER / REG F/T	-	63,753	63,753	-
11000	352000	2180	08350	FULL TIME SALARIES	48,166	49,548	49,548	-
11000	352000	2190	08350	SALARY CLASS NONINSTR LIMBEN	18,189	16,810	16,810	-

Account Number				2012/2013	2013/2014		
Fund	Organiz.	Account	Program Description	Est. Actuals	Budget	Unrestricted	Restricted
11000	352000	2361	08350 STUDENT WORKER SALARIES	90,829	70,347	70,347	-
11000	352000	2365	08350 SUMMER STUDENT SALARIES	15,737	-	-	-
11000	352000	2370	08350 SHORT TERM SALARIES	-	4,385	4,385	-
11000	352000	3110	08350 STRS BENEFITS - INSTRUCTIONAL	-	5,925	5,925	-
11000	352000	3220	08350 PERS BENEFITS - NONINSTRUCTIONAL	12,573	12,936	12,936	-
11000	352000	3310	08350 OASDI INSTRUCTIONAL	-	1,041	1,041	-
11000	352000	3320	08350 OASDI NONINSTRUCTIONAL	9,826	10,289	10,289	-
11000	352000	3410	08350 HEALTH - INSTRUCTIONAL	8,561	10,304	10,304	-
11000	352000	3420	08350 HEALTH - NONINSTRUCTIONAL	-	35,942	35,942	-
11000	352000	3510	08350 STATE UNEMPLOYMENT - INSTRUCTIONAL	-	36	36	-
11000	352000	3520	08350 STATE UNEMPLOYMENT - NONINSTRUCTIONAL	1,402	67	67	-
11000	352000	3610	08350 WORKERS COMP - INSTRUCTIONAL	-	711	711	-
11000	352000	3620	08350 WORKERS COMP - NONINSTRUCTIONAL	2,195	1,332	1,332	-
11000	352000	4310	69610 SUPPLIES, NONINSTRUCTIONAL	2,085	3,058	3,058	-
11000	352000	4311	69610 SUPPLIES, INSTRUCTIONAL	993	1,400	1,400	-
11000	352000	4312	08350 SUPPLIES FOR EQUIP. REPAIR	2	-	-	-
11000	352000	4316	69610 GAS, OIL	1,674	3,000	3,000	-
11000	352000	4318	08350 PRINTING SUPPLIES	316	-	-	-
11000	352000	4410	69610 FOOD SUPPLIES	-	500	500	-
11000	352000	5210	69610 DUES AND MEMBERSHIPS	11,225	10,457	10,457	-
11000	352000	5632	08350 OUTSIDE WORK FOR EQUIPMENT	1,628	-	-	-
11000	352000	5633	08350 OUTSIDE WORK FOR GROUNDS	233	-	-	-
11000	352000	5710	69610 EMPLOYEES TRAVEL / CONFERENCE	1,939	1,984	1,984	-
11000	352000	5750	69610 TEAM TRAVEL, MEALS, OFFICIALS	2,475	3,600	3,600	-
11000	352000	5940	69610 POSTAGE, FREIGHT (SHIPPING IN)	28	700	700	-
11000	352000	5980	69610 PHYSICAL EXAMS	330	548	548	-
11000	352000	5990	08350 OTHER OPERATING EXPENSES	198	-	-	-
11000	352000	6412	08350 EQUIPMENT - UNDER \$5,000	241	-	-	-
11000	352101	1370	08350 INSTRUCTIONAL SALARIES-COACHES	-	13,288	13,288	-
11000	352101	1470	08350 NONINSTRUCTIONAL SALARIES-COACHES	1,159	2,542	2,542	-
11000	352101	3110	08350 STRS BENEFITS - INSTRUCTIONAL	7,248	-	-	-
11000	352101	3120	08350 STRS BENEFITS - NONINSTRUCTIONAL	-	1,306	1,306	-
11000	352101	3310	08350 OASDI INSTRUCTIONAL	60	230	230	-
11000	352101	3510	08350 STATE UNEMPLOYMENT - INSTRUCTIONAL	13	8	8	-
11000	352101	3610	08350 WORKERS COMP - INSTRUCTIONAL	11	157	157	-
11000	352101	4310	08350 SUPPLIES, NONINSTRUCTIONAL	1,295	-	-	-
11000	352101	4312	69610 SUPPLIES FOR EQUIP. REPAIR	3,287	1,400	1,400	-
11000	352101	5632	69610 OUTSIDE WORK FOR EQUIPMENT	-	500	500	-
11000	352101	5710	69610 EMPLOYEES TRAVEL / CONFERENCE	-	1,435	1,435	-
11000	352101	5750	69610 TEAM TRAVEL, MEALS, OFFICIALS	6,093	8,000	8,000	-
11000	352103	1370	08350 INSTRUCTIONAL SALARIES-COACHES	-	18,671	18,671	-
11000	352103	1470	08350 NONINSTRUCTIONAL SALARIES-COACHES	-	1,250	1,250	-
11000	352103	3120	08350 STRS BENEFITS - NONINSTRUCTIONAL	-	1,643	1,643	-
11000	352103	3310	08350 OASDI INSTRUCTIONAL	-	289	289	-
11000	352103	3510	08350 STATE UNEMPLOYMENT - INSTRUCTIONAL	-	10	10	-
11000	352103	3610	08350 WORKERS COMP - INSTRUCTIONAL	-	197	197	-
11000	352103	4316	08350 GAS, OIL	173	-	-	-
11000	352103	5611	69610 RENTS & LEASES; LANDS & BUILDINGS	2,000	1,608	1,608	-
11000	352103	5710	69610 EMPLOYEES TRAVEL / CONFERENCE	441	1,432	1,432	-
11000	352103	5750	69610 TEAM TRAVEL, MEALS, OFFICIALS	6,292	4,800	4,800	-
11000	352104	1370	08350 INSTRUCTIONAL SALARIES-COACHES	-	18,671	18,671	-
11000	352104	1470	08350 NONINSTRUCTIONAL SALARIES-COACHES	-	1,250	1,250	-

Account Number				2012/2013	2013/2014		
Fund	Organiz.	Account	Program Description	Est. Actuals	Budget	Unrestricted	Restricted
11000	352104	3120	08350 STRS BENEFITS - NONINSTRUCTIONAL	-	1,643	1,643	-
11000	352104	3310	08350 OASDI INSTRUCTIONAL	-	289	289	-
11000	352104	3510	08350 STATE UNEMPLOYMENT - INSTRUCTIONAL	-	10	10	-
11000	352104	3610	08350 WORKERS COMP - INSTRUCTIONAL	-	197	197	-
11000	352104	4316	08350 GAS, OIL	67	-	-	-
11000	352104	5611	69610 RENTS & LEASES; LANDS & BUILDINGS	2,000	1,608	1,608	-
11000	352104	5710	69610 EMPLOYEES TRAVEL / CONFERENCE	1,291	1,432	1,432	-
11000	352104	5750	69610 TEAM TRAVEL, MEALS, OFFICIALS	7,682	5,700	5,700	-
11000	352106	1370	08350 INSTRUCTIONAL SALARIES-COACHES	-	9,186	9,186	-
11000	352106	3120	08350 STRS BENEFITS - NONINSTRUCTIONAL	-	758	758	-
11000	352106	3310	08350 OASDI INSTRUCTIONAL	-	91	91	-
11000	352106	3510	08350 STATE UNEMPLOYMENT - INSTRUCTIONAL	-	133	133	-
11000	352106	3610	08350 WORKERS COMP - INSTRUCTIONAL	-	5	5	-
11000	352106	4310	08350 SUPPLIES, NONINSTRUCTIONAL	729	-	-	-
11000	352106	4312	69610 SUPPLIES FOR EQUIP. REPAIR	1,604	1,100	1,100	-
11000	352106	4316	08350 GAS, OIL	10	-	-	-
11000	352106	5210	69610 DUES AND MEMBERSHIPS	120	-	-	-
11000	352106	5632	69610 OUTSIDE WORK FOR EQUIPMENT	-	280	280	-
11000	352106	5710	69610 EMPLOYEES TRAVEL / CONFERENCE	104	1,432	1,432	-
11000	352106	5720	69610 GOVERNING BOARD	46	-	-	-
11000	352106	5750	69610 TEAM TRAVEL, MEALS, OFFICIALS	3,953	8,200	8,200	-
11000	352108	1370	08350 INSTRUCTIONAL SALARIES-COACHES	37,315	16,467	16,467	-
11000	352108	1470	08350 NONINSTRUCTIONAL SALARIES-COACHES	80,425	1,250	1,250	-
11000	352108	3120	08350 STRS BENEFITS - NONINSTRUCTIONAL	-	1,462	1,462	-
11000	352108	3310	08350 OASDI INSTRUCTIONAL	8,639	175	175	-
11000	352108	3510	08350 STATE UNEMPLOYMENT - INSTRUCTIONAL	2,030	257	257	-
11000	352108	3610	08350 WORKERS COMP - INSTRUCTIONAL	1,733	9	9	-
11000	352108	3620	08350 WORKERS COMP - NONINSTRUCTIONAL	4	-	-	-
11000	352108	4310	08350 SUPPLIES, NONINSTRUCTIONAL	1,689	-	-	-
11000	352108	5210	08350 DUES AND MEMBERSHIPS	155	-	-	-
11000	352108	5710	69610 EMPLOYEES TRAVEL / CONFERENCE	1,160	1,432	1,432	-
11000	352108	5750	69610 TEAM TRAVEL, MEALS, OFFICIALS	7,365	5,700	5,700	-
11000	352110	1370	08350 INSTRUCTIONAL SALARIES-COACHES	-	16,456	16,456	-
11000	352110	1470	08350 NONINSTRUCTIONAL SALARIES-COACHES	-	3,542	3,542	-
11000	352110	3120	08350 STRS BENEFITS - NONINSTRUCTIONAL	-	1,650	1,650	-
11000	352110	3210	08350 PERS BENEFITS - INSTRUCTIONAL	1,323	-	-	-
11000	352110	3320	08350 OASDI NONINSTRUCTIONAL	-	198	198	-
11000	352110	3520	08350 STATE UNEMPLOYMENT - NONINSTRUCTIONAL	-	290	290	-
11000	352110	3620	08350 WORKERS COMP - NONINSTRUCTIONAL	-	10	10	-
11000	352110	4310	08350 SUPPLIES, NONINSTRUCTIONAL	267	-	-	-
11000	352110	4312	08350 SUPPLIES FOR EQUIP. REPAIR	(802)	-	-	-
11000	352110	4316	08350 GAS, OIL	1,476	-	-	-
11000	352110	5710	69610 EMPLOYEES TRAVEL / CONFERENCE	-	1,432	1,432	-
11000	352110	5750	69610 TEAM TRAVEL, MEALS, OFFICIALS	5,389	10,600	10,600	-
11000	352110	5980	69610 PHYSICAL EXAMS	40	-	-	-
11000	352110	5990	69610 OTHER SERVICES	32	-	-	-
11000	352111	2110	08350 ADMINISTRATORS & SUPERVISORS	61,960	-	-	-
11000	352111	3420	08350 HEALTH - NONINSTRUCTIONAL	33,425	-	-	-
11000	352111	4310	08350 SUPPLIES, NONINSTRUCTIONAL	3,285	-	-	-
12375	352000	5990	08350 OTHER SERVICES	900	-	-	-
Total for Athletics:				591,105	552,174	552,174	-

Account Number				2012/2013	2013/2014			
Fund	Organiz.	Account	Program	Description	Est. Actuals	Budget	Unrestricted	Restricted

*** FINANCIAL AID ***

Account Number				2012/2013	2013/2014			
Fund	Organiz.	Account	Program	Description	Est. Actuals	Budget	Unrestricted	Restricted
11000	353000	2110	64600	ADMIN & SUPER / REG F/T	59,588	60,543	60,543	-
11000	353000	2110	69100	ADMIN & SUPER / REG F/T	-	3,186	3,186	-
11000	353000	2180	64600	FULL TIME SALARIES	48,904	50,162	50,162	-
11000	353000	2180	69100	FULL TIME SALARIES	-	2,577	2,577	-
11000	353000	3220	64600	PERS BENEFITS - NONINSTRUCTIONAL	12,387	12,502	12,502	-
11000	353000	3220	69100	PERS BENEFITS - NONINSTRUCTIONAL	-	658	658	-
11000	353000	3320	64600	OASDI NONINSTRUCTIONAL	8,304	8,377	8,377	-
11000	353000	3320	69100	OASDI NONINSTRUCTIONAL	-	441	441	-
11000	353000	3420	64600	HEALTH - NONINSTRUCTIONAL	34,222	33,886	33,886	-
11000	353000	3420	69100	HEALTH - NONINSTRUCTIONAL	-	1,783	1,783	-
11000	353000	3520	64600	STATE UNEMPLOYMENT - NONINSTRUCTIONAL	1,197	55	55	-
11000	353000	3520	69100	STATE UNEMPLOYMENT - NONINSTRUCTIONAL	-	3	3	-
11000	353000	3620	64600	WORKERS COMP - NONINSTRUCTIONAL	1,020	1,084	1,084	-
11000	353000	3620	69100	WORKERS COMP - NONINSTRUCTIONAL	-	57	57	-
11000	353000	4313	64600	SUPPLIES FOR COMPUTERS	8,242	1,792	1,792	-
11000	353000	4318	64600	PRINTING SUPPLIES	1,694	5,000	5,000	-
11000	353000	4410	64600	FOOD SUPPLIES	-	1,000	1,000	-
11000	353000	5210	64600	DUES AND MEMBERSHIPS	-	2,000	2,000	-
11000	353000	5641	64600	CONTRACTS	31,196	31,394	31,394	-
11000	353000	6415	64600	COMPUTER EQUIPMENT	2,173	5,000	5,000	-
11000	353000	7130	64600	OTHER PAYMENTS	12,000	12,000	12,000	-
12000	353000	4310	64600	SUPPLIES, NONINSTRUCTIONAL	669	416	-	416
12000	353000	5210	64600	DUES AND MEMBERSHIPS	2,047	1,500	-	1,500
12000	353000	5710	64600	EMPLOYEES TRAVEL / CONFERENCE	2,230	2,500	-	2,500
12000	353000	5970	64600	ADVERTISING	3,500	3,500	-	3,500
12000	353000	7510	64600	STUDENT AID	-	36,450	-	36,450
12401	353000	2361	64600	STUDENT WORKER SALARIES	45,860	40,431	-	40,431
12401	353000	3620	64600	WORKERS COMP - NONINSTRUCTIONAL	716	221	-	221
12401	353000	4310	64600	SUPPLIES, NONINSTRUCTIONAL	2,450	2,139	-	2,139
12551	353000	2180	64600	FULL TIME SALARIES	82,416	86,688	-	86,688
12551	353000	2380	64600	OVERTIME SALARIES	-	1,000	-	1,000
12551	353000	3220	64600	PERS BENEFITS - NONINSTRUCTIONAL	9,409	9,899	-	9,899
12551	353000	3320	64600	OASDI NONINSTRUCTIONAL	6,311	6,633	-	6,633
12551	353000	3420	64600	HEALTH - NONINSTRUCTIONAL	34,222	35,531	-	35,531
12551	353000	3520	64600	STATE UNEMPLOYMENT - NONINSTRUCTIONAL	907	45	-	45
12551	353000	3620	64600	WORKERS COMP - NONINSTRUCTIONAL	774	861	-	861
12551	353000	4310	64600	SUPPLIES, NONINSTRUCTIONAL	14,798	10,000	-	10,000
12551	353000	4313	64600	SUPPLIES FOR COMPUTERS	4,060	7,000	-	7,000
12551	353000	4318	64600	PRINTING SUPPLIES	8,365	8,000	-	8,000
12551	353000	4410	64600	FOOD SUPPLIES	911	2,000	-	2,000
12551	353000	5641	64600	CONTRACTS	14,470	9,800	-	9,800
12551	353000	5710	64600	EMPLOYEES TRAVEL / CONFERENCE	4,564	9,455	-	9,455
12551	353000	5940	64600	POSTAGE, FREIGHT (SHIPPING IN)	41	-	-	-
12551	353000	6414	64600	EQUIPMENT - OVER \$5,000	1,637	-	-	-

Total for Financial Aid: 461,284 507,569 233,500 274,069

Account Number				2012/2013	2013/2014		
Fund	Organiz.	Account Program	Description	Est. Actuals	Budget	Unrestricted	Restricted

*** STUDENT ACTIVITIES ***

Account Number				2012/2013	2013/2014		
Fund	Organiz.	Account Program	Description	Est. Actuals	Budget	Unrestricted	Restricted
11000	354000	1490	69600 NONINSTRUCTIONAL SALARIES, OTHER	4,025	2,060	2,060	-
11000	354000	2180	69600 FULL TIME SALARIES	46,919	57,120	57,120	-
11000	354000	2361	69600 STUDENT WORKER SALARIES	18,401	27,500	27,500	-
11000	354000	2365	69600 SUMMER STUDENT SALARIES	3,926	2,500	2,500	-
11000	354000	3110	69600 STRS BENEFITS - INSTRUCTIONAL	90	170	170	-
11000	354000	3210	69600 PERS BENEFITS - INSTRUCTIONAL	86	-	-	-
11000	354000	3220	69600 PERS BENEFITS - NONINSTRUCTIONAL	5,357	6,522	6,522	-
11000	354000	3310	69600 OASDI INSTRUCTIONAL	241	30	30	-
11000	354000	3320	69600 OASDI NONINSTRUCTIONAL	3,593	6,665	6,665	-
11000	354000	3420	69600 HEALTH - NONINSTRUCTIONAL	12,913	17,765	17,765	-
11000	354000	3510	69600 STATE UNEMPLOYMENT - INSTRUCTIONAL	44	1	1	-
11000	354000	3520	69600 STATE UNEMPLOYMENT - NONINSTRUCTIONAL	516	44	44	-
11000	354000	3610	69600 WORKERS COMP - INSTRUCTIONAL	38	20	20	-
11000	354000	3620	69600 WORKERS COMP - NONINSTRUCTIONAL	651	862	862	-
11000	354000	4310	69600 SUPPLIES, NONINSTRUCTIONAL	223	-	-	-
11000	354000	4316	69600 GAS, OIL	97	300	300	-
11000	354000	4318	69600 PRINTING SUPPLIES	1,355	1,807	1,807	-
11000	354000	5710	69600 EMPLOYEES TRAVEL / CONFERENCE	-	500	500	-
11000	354000	6411	69600 FURNITURE - UNDER \$5,000	500	-	-	-
11000	354000	6412	69600 EQUIPMENT - UNDER \$5,000	630	-	-	-
11000	354000	6424	69600 EQUIPMENT - REPLACEMENT	-	520	520	-
11566	354000	1490	69600 NONINSTRUCTIONAL SALARIES, OTHER	-	2,060	2,060	-
11566	354000	3110	69600 STRS BENEFITS - INSTRUCTIONAL	-	170	170	-
11566	354000	3310	69600 OASDI INSTRUCTIONAL	-	30	30	-
11566	354000	3510	69600 STATE UNEMPLOYMENT - INSTRUCTIONAL	-	1	1	-
11566	354000	3610	69600 WORKERS COMP - INSTRUCTIONAL	-	20	20	-
11566	354000	5710	69600 EMPLOYEES TRAVEL / CONFERENCE	-	500	500	-
11962	354000	4310	69600 SUPPLIES, NONINSTRUCTIONAL	3,000	-	-	-
11962	354000	5990	69600 OTHER SERVICES	450	-	-	-

Total for Student Activities: 103,055 127,167 127,167 -

*** OUTREACH & RECRUITMENT ***

Account Number				2012/2013	2013/2014		
Fund	Organiz.	Account Program	Description	Est. Actuals	Budget	Unrestricted	Restricted
11000	355000	4310	64900 SUPPLIES, NONINSTRUCTIONAL	3,544	10,000	10,000	-
11000	355000	4311	64900 SUPPLIES, INSTRUCTIONAL	-	908	908	-
11000	355000	4315	64900 COMPUTER SOFTWARE	-	500	500	-
11000	355000	4316	64900 GAS, OIL	452	500	500	-
11000	355000	4318	64900 PRINTING SUPPLIES	322	2,043	2,043	-
11000	355000	4410	64900 FOOD SUPPLIES	-	500	500	-
11000	355000	5641	64900 CONTRACTS	-	2,549	2,549	-
11000	355000	5710	64900 EMPLOYEES TRAVEL / CONFERENCE	97	2,000	2,000	-
11000	355000	5970	64900 ADVERTISING	634	1,000	1,000	-

Account Number				2012/2013	2013/2014			
Fund	Organiz.	Account	Program	Description	Est. Actuals	Budget	Unrestricted	Restricted
11000	355000	6412	64900	EQUIPMENT - UNDER \$5,000	2,000	-	-	-
Total for Outreach & Recruitment:					7,049	20,000	20,000	-

*** COMMUNITY SERVICE ***

Account Number				2012/2013	2013/2014			
Fund	Organiz.	Account	Program	Description	Est. Actuals	Budget	Unrestricted	Restricted
11000	356000	4310	68100	SUPPLIES, NONINSTRUCTIONAL	-	500	500	-
11000	356000	5510	68100	CONSULTANT	600	500	500	-
11000	356000	5970	68100	ADVERTISING	9,415	12,000	12,000	-
Total for Community Service:					10,015	13,000	13,000	-

*** STUDENT HOUSING ***

Account Number				2012/2013	2013/2014			
Fund	Organiz.	Account	Program	Description	Est. Actuals	Budget	Unrestricted	Restricted
11000	357000	2110	69700	ADMIN & SUPER / REG F/T	59,010	60,717	60,717	-
11000	357000	2180	69700	FULL TIME SALARIES	47,864	49,692	49,692	-
11000	357000	2190	69700	SALARY CLASS NONINSTR LIMBEN	25,838	27,172	27,172	-
11000	357000	2370	69700	SHORT TERM SALARIES	5,191	8,054	8,054	-
11000	357000	2380	62100	OVERTIME SALARIES	-	3,500	3,500	-
11000	357000	3220	69700	PERS BENEFITS - NONINSTRUCTIONAL	14,578	15,708	15,708	-
11000	357000	3320	69700	OASDI NONINSTRUCTIONAL	11,793	10,525	10,525	-
11000	357000	3420	69700	HEALTH - NONINSTRUCTIONAL	29,961	35,669	35,669	-
11000	357000	3520	69700	STATE UNEMPLOYMENT - NONINSTRUCTIONAL	1,689	69	69	-
11000	357000	3620	69700	WORKERS COMP - NONINSTRUCTIONAL	1,443	1,475	1,475	-
11000	357000	4310	69700	SUPPLIES, NONINSTRUCTIONAL	261	-	-	-
11000	357000	4318	69700	PRINTING SUPPLIES	72	500	500	-
11000	357000	5840	69700	UTILITIES: TELEPHONE	1,947	1,500	1,500	-
Total for Student Housing:					199,647	214,581	214,581	-

*** REGISTRAR ***

Account Number				2012/2013	2013/2014			
Fund	Organiz.	Account	Program	Description	Est. Actuals	Budget	Unrestricted	Restricted
11000	358000	2110	62100	SALARY CLASS ADMIN & SUPERV	119,879	122,579	122,579	-
11000	358000	2110	69990	SALARY CLASS ADMIN & SUPERV	-	6,452	6,452	-
11000	358000	2180	62100	SALARY CLASS REG NONINSTRUCTIONAL	87,401	94,828	94,828	-
11000	358000	2220	62100	DIRECT INSTRUCTION - LIMITED BENEFITS EMPLOYEES	326	-	-	-
11000	358000	2370	62100	SHORT TERM SALARIES	-	4,500	4,500	-
11000	358000	3220	62100	PERS BENEFITS - NONINSTRUCTIONAL	23,712	24,627	24,627	-
11000	358000	3220	69990	PERS BENEFITS - NONINSTRUCTIONAL	-	1,296	1,296	-
11000	358000	3320	62100	OASDI NONINSTRUCTIONAL	15,897	16,501	16,501	-
11000	358000	3320	69990	OASDI NONINSTRUCTIONAL	-	869	869	-
11000	358000	3420	62100	HEALTH - NONINSTRUCTIONAL	67,438	67,771	67,771	-
11000	358000	3420	69990	HEALTH - NONINSTRUCTIONAL	-	3,567	3,567	-

Account Number				2012/2013	2013/2014			
Fund	Organiz.	Account	Program	Description	Est. Actuals	Budget	Unrestricted	Restricted
11000	358000	3520	62100	STATE UNEMPLOYMENT - NONINSTRUCTIONAL	2,232	108	108	-
11000	358000	3520	69990	STATE UNEMPLOYMENT - NONINSTRUCTIONAL	-	6	6	-
11000	358000	3620	62100	WORKERS COMP - NONINSTRUCTIONAL	1,906	2,136	2,136	-
11000	358000	3620	69990	WORKERS COMP - NONINSTRUCTIONAL	-	112	112	-
11000	358000	4120	62100	PROFESSIONAL BOOKS	-	200	200	-
11000	358000	4310	62100	SUPPLIES, NONINSTRUCTIONAL	1,218	-	-	-
11000	358000	4316	62100	GAS, OIL	116	-	-	-
11000	358000	4318	62100	PRINTING SUPPLIES	296	2,875	2,875	-
11000	358000	4410	62100	FOOD SUPPLIES	83	-	-	-
11000	358000	5210	62100	DUES AND MEMBERSHIPS	-	500	500	-
11000	358000	5510	62100	CONSULTANT	3,460	6,000	6,000	-
11000	358000	5641	62100	CONTRACTS	17,166	61,400	61,400	-
11000	358000	5710	62100	EMPLOYEES TRAVEL / CONFERENCE	2,893	2,891	2,891	-
11000	358000	5940	62100	POSTAGE, FREIGHT (SHIPPING IN)	4	-	-	-
11000	358000	6412	62100	EQUIPMENT - UNDER \$5,000	1,500	4,725	4,725	-
Total for Registrar:					345,527	423,943	423,943	-

*** VICE PRESIDENT OF ADMINISTRATIVE SERVICES ***

Account Number				2012/2013	2013/2014			
Fund	Organiz.	Account	Program	Description	Est. Actuals	Budget	Unrestricted	Restricted
11000	401000	1210	67200	ACAD SALARIES REG ADMIN & SUPERV	140,960	92,114	92,114	-
11000	401000	1210	70999	ACAD SALARIES REG ADMIN & SUPERV	-	16,748	16,748	-
11000	401000	1210	71005	ACAD SALARIES REG ADMIN & SUPERV	-	58,618	58,618	-
11000	401000	2110	67200	SALARY CLASS ADMIN & SUPERV	62,737	53,595	53,595	-
11000	401000	2110	70999	SALARY CLASS ADMIN & SUPERV	-	3,573	3,573	-
11000	401000	2110	71005	SALARY CLASS ADMIN & SUPERV	-	14,292	14,292	-
11000	401000	2190	67200	LIMITED BENEFITS EMPLOYEES	-	14,301	14,301	-
11000	401000	3110	67200	STRS BENEFITS - INSTRUCTIONAL	11,629	10,617	10,617	-
11000	401000	3110	70999	STRS BENEFITS - INSTRUCTIONAL	-	1,912	1,912	-
11000	401000	3110	71005	STRS BENEFITS - INSTRUCTIONAL	-	6,692	6,692	-
11000	401000	3220	67200	PERS BENEFITS - NONINSTRUCTIONAL	7,163	6,996	6,996	-
11000	401000	3220	70999	PERS BENEFITS - NONINSTRUCTIONAL	-	408	408	-
11000	401000	3220	71005	PERS BENEFITS - NONINSTRUCTIONAL	-	1,632	1,632	-
11000	401000	3310	67200	OASDI INSTRUCTIONAL	2,044	1,335	1,335	-
11000	401000	3310	70999	OASDI INSTRUCTIONAL	-	243	243	-
11000	401000	3310	71005	OASDI INSTRUCTIONAL	-	850	850	-
11000	401000	3320	67200	OASDI NONINSTRUCTIONAL	4,808	3,462	3,462	-
11000	401000	3320	70999	OASDI NONINSTRUCTIONAL	-	202	202	-
11000	401000	3320	71005	OASDI NONINSTRUCTIONAL	-	807	807	-
11000	401000	3410	67200	HEALTH - INSTRUCTIONAL	16,902	9,848	9,848	-
11000	401000	3410	70999	HEALTH - INSTRUCTIONAL	-	1,790	1,790	-
11000	401000	3410	71005	HEALTH - INSTRUCTIONAL	-	6,266	6,266	-
11000	401000	3420	67200	HEALTH - NONINSTRUCTIONAL	16,902	13,428	13,428	-
11000	401000	3420	70999	HEALTH - NONINSTRUCTIONAL	-	895	895	-
11000	401000	3420	71005	HEALTH - NONINSTRUCTIONAL	-	3,581	3,581	-
11000	401000	3510	67200	STATE UNEMPLOYMENT - INSTRUCTIONAL	1,551	1,013	1,013	-
11000	401000	3510	70999	STATE UNEMPLOYMENT - INSTRUCTIONAL	-	184	184	-
11000	401000	3510	71005	STATE UNEMPLOYMENT - INSTRUCTIONAL	-	645	645	-
11000	401000	3520	67200	STATE UNEMPLOYMENT - NONINSTRUCTIONAL	690	593	593	-

Account Number				2012/2013	2013/2014		
Fund	Organiz.	Account	Program Description	Est. Actuals	Budget	Unrestricted	Restricted
11000	401000	3520	70999 STATE UNEMPLOYMENT - NONINSTRUCTIONAL	-	39	39	-
11000	401000	3520	71005 STATE UNEMPLOYMENT - NONINSTRUCTIONAL	-	157	157	-
11000	401000	3610	67200 WORKERS COMP - INSTRUCTIONAL	1,324	866	866	-
11000	401000	3610	70999 WORKERS COMP - INSTRUCTIONAL	-	157	157	-
11000	401000	3610	71005 WORKERS COMP - INSTRUCTIONAL	-	551	551	-
11000	401000	3620	67200 WORKERS COMP - NONINSTRUCTIONAL	589	581	581	-
11000	401000	3620	70999 WORKERS COMP - NONINSTRUCTIONAL	-	34	34	-
11000	401000	3620	71005 WORKERS COMP - NONINSTRUCTIONAL	-	35	35	-
11000	401000	4318	67704 SUPPLIES, PRINTING	3,121	3,000	3,000	-
11000	401000	5210	67200 DUES & MEMBERSHIPS	1,100	1,150	1,150	-
11000	401000	5310	67702 INSURANCE - PROPERTY	22,931	31,153	31,153	-
11000	401000	5320	67702 INSURANCE - LIABILITY	74,656	75,500	75,500	-
11000	401000	5340	67702 INSURANCE - STUDENT	44,031	46,242	46,242	-
11000	401000	5390	67702 INSURANCE - OTHER	15,148	17,000	17,000	-
11000	401000	5430	67200 LEGAL EXPENSES	25,216	25,064	25,064	-
11000	401000	5510	67200 CONSULTANT SERVICES	-	4,000	4,000	-
11000	401000	5514	67200 ADMIN FEES & SERVICES	3,750	3,750	3,750	-
11000	401000	5641	67200 CONTRACTS	31,451	32,000	32,000	-
11000	401000	5710	67200 TRAVEL - EMPLOYEES	1,723	3,000	3,000	-
11000	401000	5940	67705 POSTAGE, FREIGHT IN	11,833	13,000	13,000	-
11000	401000	5980	67200 PHYSICAL EXAMS	82	-	-	-
11000	401000	5990	67200 OTHER OPERATING EXPENSES	75	300	300	-
11000	401000	6415	67200 COMPUTER EQUIPMENT	900	900	900	-
11000	401000	7120	67200 DEBT INTEREST & OTHER SERVICE CHARGES	2,650	2,650	2,650	-
Total for Vice President of Administrative Services:				505,966	587,769	587,769	-

*** HUMAN RESOURCES ***

Account Number				2012/2013	2013/2014		
Fund	Organiz.	Account	Program Description	Est. Actuals	Budget	Unrestricted	Restricted
11000	411000	2110	67300 CLASSIFIED ADMIN SALARIES	194,897	202,970	202,970	-
11000	411000	2180	67300 FULL BENEFITS EMPLOYEES	48,485	-	-	-
11000	411000	2190	67300 LIMITED BENEFITS EMPLOYEES	56,852	50,000	50,000	-
11000	411000	2370	67300 SHORT TERM SALARIES	768	500	500	-
11000	411000	3220	67300 PERS BENEFITS - NONINSTRUCTIONAL	34,304	28,882	28,882	-
11000	411000	3320	67300 OASDI NONINSTRUCTIONAL	23,078	19,352	19,352	-
11000	411000	3410	67300 HEALTH - NONINSTRUCTIONAL	-	7,470	7,470	-
11000	411000	3420	67300 HEALTH - NONINSTRUCTIONAL	89,713	61,181	61,181	-
11000	411000	3520	67300 STATE UNEMPLOYMENT - NONINSTRUCTIONAL	3,219	126	126	-
11000	411000	3620	67300 WORKERS COMP - NONINSTRUCTIONAL	2,719	2,504	2,504	-
11000	411000	4310	67300 SUPPLIES, NONINSTRUCTIONAL	2,510	2,250	2,250	-
11000	411000	4316	67300 SUPPLIES, GAS - OIL	375	250	250	-
11000	411000	4318	67300 SUPPLIES, PRINTING	1,395	2,500	2,500	-
11000	411000	4410	67300 FOOD SUPPLIES	2,869	2,000	2,000	-
11000	411000	5210	67300 DUES & MEMBERSHIPS	500	500	500	-
11000	411000	5430	67300 LEGAL EXPENSES	41,480	35,000	35,000	-
11000	411000	5510	67300 CONSULTANT SERVICES	15,169	3,500	3,500	-
11000	411000	5641	67300 CONTRACTS	1,294	1,400	1,400	-
11000	411000	5642	71004 COMPUTER LICENSE FEES	39,640	40,000	40,000	-
11000	411000	5710	67300 TRAVEL - EMPLOYEES	806	1,500	1,500	-

Account Number				2012/2013	2013/2014			
Fund	Organiz.	Account	Program	Description	Est. Actuals	Budget	Unrestricted	Restricted
11000	411000	5910	67300	OTHER OPERATING EXPENSES	400	250	250	-
11000	411000	5940	67300	POSTAGE, FREIGHT (SHIPPING IN)	10,248	-	-	-
11000	411000	5950	67300	POSTAGE, SHIPPING OUT	29,010	36,000	36,000	-
11000	411000	5970	67300	ADVERTISING	40,148	27,000	27,000	-
11000	411000	5985	67300	EMPLOYEE RECRUITMENT	1,008	5,000	5,000	-
11000	411000	5990	67300	OTHER SERVICES, TB TESTS, X-RAYS	1,896	2,500	2,500	-
11000	411000	6411	67300	FURNITURE - UNDER \$5,000	-	750	750	-
11000	411000	6412	67300	EQUIPMENT - UNDER \$5,000	-	500	500	-
12571	411000	5970	67300	ADVERTISING	3,921	3,921	-	3,921
Total for Human Resources:					646,704	537,806	533,885	3,921

*** RETIREMENT BENEFITS ***

Account Number				2012/2013	2013/2014			
Fund	Organiz.	Account	Program	Description	Est. Actuals	Budget	Unrestricted	Restricted
11000	412000	1490	59100	ACADEMIC, NONINSTRUCTIONAL SALARIES, OTHER	105,763	-	-	-
11000	412000	3350	59100	RETIREMENT IN LIEU OF OASDI - INSTRUCTIONAL	400,031	412,000	412,000	-
11000	412000	3360	59100	RETIREMENT IN LIEU OF OASDI - NONINSTRUCTIONAL	-	465,000	465,000	-
11000	412000	3410	59100	HEALTH - INSTRUCTIONAL	112,726	-	-	-
11000	412000	3420	67400	HEALTH - NONINSTRUCTIONAL	142,678	-	-	-
11000	412000	5510	67300	CONSULTANT	15,000	99,400	99,400	-
11000	412000	5990	67300	OTHER OPERATING SERVICES	571,574	563,580	563,580	-
Total for Retirement Benefits:					1,347,772	1,539,980	1,539,980	-

*** BUSINESS SERVICES ***

Account Number				2012/2013	2013/2014			
Fund	Organiz.	Account	Program	Description	Est. Actuals	Budget	Unrestricted	Restricted
11000	421000	2110	67200	CLASSIFIED ADMIN SALARIES	99,264	83,717	83,717	-
11000	421000	2110	68900	CLASSIFIED ADMIN SALARIES	-	1,903	1,903	-
11000	421000	2110	69100	CLASSIFIED ADMIN SALARIES	-	2,854	2,854	-
11000	421000	2110	69400	CLASSIFIED ADMIN SALARIES	-	1,903	1,903	-
11000	421000	2110	71005	CLASSIFIED ADMIN SALARIES	-	4,757	4,757	-
11000	421000	2180	67200	FULL BENEFITS EMPLOYEES	198,014	246,771	246,771	-
11000	421000	2180	68900	FULL BENEFITS EMPLOYEES	-	1,891	1,891	-
11000	421000	2180	69100	FULL BENEFITS EMPLOYEES	-	1,261	1,261	-
11000	421000	2180	71005	FULL BENEFITS EMPLOYEES	-	1,477	1,477	-
11000	421000	2190	67200	LIMITED BENEFITS EMPLOYEES	18,003	18,474	18,474	-
11000	421000	2361	67200	STUDENT WORKER SALARIES	3,867	3,900	3,900	-
11000	421000	2365	67200	STUDENTS - SUMMER	2,047	-	-	-
11000	421000	2370	67200	NONINSTRUCTIONAL - SHORT TERM SUB	2,786	2,900	2,900	-
11000	421000	3220	67200	PERS BENEFITS - NONINSTRUCTIONAL	35,948	39,803	39,803	-
11000	421000	3220	68900	PERS BENEFITS - NONINSTRUCTIONAL	-	433	433	-
11000	421000	3220	69100	PERS BENEFITS - NONINSTRUCTIONAL	-	470	470	-
11000	421000	3220	69400	PERS BENEFITS - NONINSTRUCTIONAL	-	213	213	-
11000	421000	3220	71005	PERS BENEFITS - NONINSTRUCTIONAL	-	712	712	-
11000	421000	3320	67200	OASDI NONINSTRUCTIONAL	24,126	27,033	27,033	-
11000	421000	3320	68900	OASDI NONINSTRUCTIONAL	-	214	214	-

Account Number				2012/2013	2013/2014			
Fund	Organiz.	Account	Program	Description	Est. Actuals	Budget	Unrestricted	Restricted
11000	421000	3320	69100	OASDI NONINSTRUCTIONAL	-	232	232	-
11000	421000	3320	69400	OASDI NONINSTRUCTIONAL	-	108	108	-
11000	421000	3320	71005	OASDI NONINSTRUCTIONAL	-	352	352	-
11000	421000	3420	67200	HEALTH - NONINSTRUCTIONAL	84,321	94,617	94,617	-
11000	421000	3420	68900	HEALTH - NONINSTRUCTIONAL	-	891	891	-
11000	421000	3420	69100	HEALTH - NONINSTRUCTIONAL	-	355	355	-
11000	421000	3420	69400	HEALTH - NONINSTRUCTIONAL	-	358	358	-
11000	421000	3420	71005	HEALTH - NONINSTRUCTIONAL	-	1,428	1,428	-
11000	421000	3520	67200	STATE UNEMPLOYMENT - NONINSTRUCTIONAL	3,467	3,770	3,770	-
11000	421000	3520	68900	STATE UNEMPLOYMENT - NONINSTRUCTIONAL	-	42	42	-
11000	421000	3520	69100	STATE UNEMPLOYMENT - NONINSTRUCTIONAL	-	62	62	-
11000	421000	3520	69400	STATE UNEMPLOYMENT - NONINSTRUCTIONAL	-	40	40	-
11000	421000	3520	71005	STATE UNEMPLOYMENT - NONINSTRUCTIONAL	-	101	101	-
11000	421000	3620	67200	WORKERS COMP - NONINSTRUCTIONAL	3,013	3,335	3,335	-
11000	421000	3620	68900	WORKERS COMP - NONINSTRUCTIONAL	-	37	37	-
11000	421000	3620	69100	WORKERS COMP - NONINSTRUCTIONAL	-	39	39	-
11000	421000	3620	69400	WORKERS COMP - NONINSTRUCTIONAL	-	18	18	-
11000	421000	3620	71005	WORKERS COMP - NONINSTRUCTIONAL	-	60	60	-
11000	421000	4310	67200	SUPPLIES, NONINSTRUCTIONAL	2,404	3,500	3,500	-
11000	421000	4312	67200	SUPPLIES FOR EQUIP REPAIR	53	75	75	-
11000	421000	4316	67200	SUPPLIES, GAS - OIL	1,327	1,800	1,800	-
11000	421000	4318	67704	SUPPLIES, PRINTING	23,731	25,600	25,600	-
11000	421000	4410	67200	FOOD SUPPLIES	138	100	100	-
11000	421000	5210	67200	DUES & MEMBERSHIPS	-	200	200	-
11000	421000	5420	67200	AUDIT EXPENSE	60,922	61,000	61,000	-
11000	421000	5632	67200	OUTSIDE WORK FOR EQUIPMENT	284	300	300	-
11000	421000	5642	67200	COMPUTER LICENSE FEES	24,009	53,100	53,100	-
11000	421000	5643	71004	COMPUTER SOFTWARE	53,071	26,850	26,850	-
11000	421000	5980	67200	PHYSICAL EXAMS	-	150	150	-
11000	421000	5990	67200	OTHER OPERATING EXPENSES	34,200	35,000	35,000	-
11000	421000	6412	67200	EQUIPMENT - UNDER \$5,000	290	250	250	-
11000	421000	6415	67200	COMPUTER EQUIPMENT	1,600	1,600	1,600	-
11000	421000	7130	67200	OTHER PAYMENTS	101	105	105	-
Total for Business Services:					676,986	756,161	756,161	-

*** MAINTENANCE & OPERATIONS ***

Account Number				2012/2013	2013/2014			
Fund	Organiz.	Account	Program	Description	Est. Actuals	Budget	Unrestricted	Restricted
11000	431000	2110	65100	SALARY CLASS ADMIN & SUPERV	88,976	79,314	79,314	-
11000	431000	2110	68300	SALARY CLASS ADMIN & SUPERV	21,310	13,997	13,997	-
11000	431000	2180	65100	SALARY CLASS REG NONINSTRUCTIONAL	231,370	209,314	209,314	-
11000	431000	2180	65300	SALARY CLASS REG NONINSTRUCTIONAL	122,462	115,317	115,317	-
11000	431000	2180	65500	SALARY CLASS REG NONINSTRUCTIONAL	46,974	30,270	30,270	-
11000	431000	2180	69100	SALARY CLASS REG NONINSTRUCTIONAL	-	12,502	12,502	-
11000	431000	2180	69200	SALARY CLASS REG NONINSTRUCTIONAL	-	2,103	2,103	-
11000	431000	2180	69400	SALARY CLASS REG NONINSTRUCTIONAL	-	13,179	13,179	-
11000	431000	2180	69610	SALARY CLASS REG NONINSTRUCTIONAL	-	20,180	20,180	-
11000	431000	2180	69700	SALARY CLASS REG NONINSTRUCTIONAL	-	11,453	11,453	-
11000	431000	2190	65100	SALARY CLASS NONINSTR LIMBEN	3,202	-	-	-

Account Number				2012/2013	2013/2014			
Fund	Organiz.	Account	Program	Description	Est. Actuals	Budget	Unrestricted	Restricted
11000	431000	2361	65300	STUDENT WORKER SALARIES	49,232	57,000	57,000	-
11000	431000	2365	65100	SUMMER STUDENT SALARIES	480	500	500	-
11000	431000	2365	65300	SUMMER STUDENT SALARIES	60,015	60,500	60,500	-
11000	431000	3220	65100	PERS BENEFITS - NONINSTRUCTIONAL	35,412	32,952	32,952	-
11000	431000	3220	65300	PERS BENEFITS - NONINSTRUCTIONAL	13,857	13,165	13,165	-
11000	431000	3220	65500	PERS BENEFITS - NONINSTRUCTIONAL	5,363	3,456	3,456	-
11000	431000	3220	68300	PERS BENEFITS - NONINSTRUCTIONAL	-	1,598	1,598	-
11000	431000	3220	69100	PERS BENEFITS - NONINSTRUCTIONAL	-	381	381	-
11000	431000	3220	69200	PERS BENEFITS - NONINSTRUCTIONAL	-	240	240	-
11000	431000	3220	69400	PERS BENEFITS - NONINSTRUCTIONAL	-	1,505	1,505	-
11000	431000	3220	69610	PERS BENEFITS - NONINSTRUCTIONAL	-	3,350	3,350	-
11000	431000	3220	69700	PERS BENEFITS - NONINSTRUCTIONAL	-	1,308	1,308	-
11000	431000	3220	71005	PERS BENEFITS - NONINSTRUCTIONAL	2,433	-	-	-
11000	431000	3320	65100	OASDI NONINSTRUCTIONAL	23,556	31,755	31,755	-
11000	431000	3320	65300	OASDI NONINSTRUCTIONAL	9,370	6,516	6,516	-
11000	431000	3320	65500	OASDI NONINSTRUCTIONAL	3,595	1,710	1,710	-
11000	431000	3320	68300	OASDI NONINSTRUCTIONAL	-	931	931	-
11000	431000	3320	69100	OASDI NONINSTRUCTIONAL	-	1,093	1,093	-
11000	431000	3320	69200	OASDI NONINSTRUCTIONAL	-	481	481	-
11000	431000	3320	69400	OASDI NONINSTRUCTIONAL	-	1,107	1,107	-
11000	431000	3320	69610	OASDI NONINSTRUCTIONAL	-	1,658	1,658	-
11000	431000	3320	69700	OASDI NONINSTRUCTIONAL	-	2,456	2,456	-
11000	431000	3320	71005	OASDI NONINSTRUCTIONAL	1,609	-	-	-
11000	431000	3410	65100	HEALTH - INSTRUCTIONAL	2,856	-	-	-
11000	431000	3420	65100	HEALTH - NONINSTRUCTIONAL	95,755	93,739	93,739	-
11000	431000	3420	65300	HEALTH - NONINSTRUCTIONAL	50,002	47,788	47,788	-
11000	431000	3420	65500	HEALTH - NONINSTRUCTIONAL	16,115	10,659	10,659	-
11000	431000	3420	68300	HEALTH - NONINSTRUCTIONAL	-	2,686	2,686	-
11000	431000	3420	69100	HEALTH - NONINSTRUCTIONAL	-	1,243	1,243	-
11000	431000	3420	69200	HEALTH - NONINSTRUCTIONAL	-	710	710	-
11000	431000	3420	69400	HEALTH - NONINSTRUCTIONAL	-	5,507	5,507	-
11000	431000	3420	69610	HEALTH - NONINSTRUCTIONAL	-	11,547	11,547	-
11000	431000	3420	69700	HEALTH - NONINSTRUCTIONAL	-	3,907	3,907	-
11000	431000	3420	71005	HEALTH - NONINSTRUCTIONAL	4,029	-	-	-
11000	431000	3520	65100	STATE UNEMPLOYMENT - NONINSTRUCTIONAL	3,205	1,343	1,343	-
11000	431000	3520	65300	STATE UNEMPLOYMENT - NONINSTRUCTIONAL	1,366	58	58	-
11000	431000	3520	65500	STATE UNEMPLOYMENT - NONINSTRUCTIONAL	517	15	15	-
11000	431000	3520	68300	STATE UNEMPLOYMENT - NONINSTRUCTIONAL	-	154	154	-
11000	431000	3520	69100	STATE UNEMPLOYMENT - NONINSTRUCTIONAL	-	24	24	-
11000	431000	3520	69200	STATE UNEMPLOYMENT - NONINSTRUCTIONAL	-	11	11	-
11000	431000	3520	69400	STATE UNEMPLOYMENT - NONINSTRUCTIONAL	-	17	17	-
11000	431000	3520	69610	STATE UNEMPLOYMENT - NONINSTRUCTIONAL	-	15	15	-
11000	431000	3520	69700	STATE UNEMPLOYMENT - NONINSTRUCTIONAL	-	51	51	-
11000	431000	3520	71005	STATE UNEMPLOYMENT - NONINSTRUCTIONAL	234	-	-	-
11000	431000	3620	65100	WORKERS COMP - NONINSTRUCTIONAL	2,737	2,451	2,451	-
11000	431000	3620	65300	WORKERS COMP - NONINSTRUCTIONAL	1,942	1,141	1,141	-
11000	431000	3620	65500	WORKERS COMP - NONINSTRUCTIONAL	442	300	300	-
11000	431000	3620	68300	WORKERS COMP - NONINSTRUCTIONAL	-	131	131	-
11000	431000	3620	69100	WORKERS COMP - NONINSTRUCTIONAL	-	10	10	-
11000	431000	3620	69200	WORKERS COMP - NONINSTRUCTIONAL	-	11	11	-
11000	431000	3620	69400	WORKERS COMP - NONINSTRUCTIONAL	-	120	120	-
11000	431000	3620	69610	WORKERS COMP - NONINSTRUCTIONAL	-	291	291	-

Account Number				2012/2013	2013/2014			
Fund	Organiz.	Account	Program	Description	Est. Actuals	Budget	Unrestricted	Restricted
11000	431000	3620	69700	WORKERS COMP - NONINSTRUCTIONAL	-	68	68	-
11000	431000	3620	71005	WORKERS COMP - NONINSTRUCTIONAL	201	-	-	-
11000	431000	4310	65100	SUPPLIES, NONINSTRUCTIONAL	20,750	22,925	22,925	-
11000	431000	4310	65300	SUPPLIES, NONINSTRUCTIONAL	25,091	27,900	27,900	-
11000	431000	4310	65500	SUPPLIES, NONINSTRUCTIONAL	434	900	900	-
11000	431000	4312	65100	SUPPLIES, EQUIPMENT REPAIRS	3,176	8,000	8,000	-
11000	431000	4312	65300	SUPPLIES, EQUIPMENT REPAIRS	-	750	750	-
11000	431000	4312	65500	SUPPLIES, EQUIPMENT REPAIRS	231	750	750	-
11000	431000	4312	67703	SUPPLIES, EQUIPMENT REPAIRS	85	250	250	-
11000	431000	4316	65100	UTILITIES, GAS, OIL	-	500	500	-
11000	431000	4316	65300	UTILITIES, GAS, OIL	1,927	2,500	2,500	-
11000	431000	4316	65500	UTILITIES, GAS, OIL	113	400	400	-
11000	431000	4316	67703	UTILITIES, GAS, OIL	856	1,000	1,000	-
11000	431000	4317	65100	REMODELING SUPPLIES	-	500	500	-
11000	431000	4317	65500	REMODELING SUPPLIES	1,004	1,500	1,500	-
11000	431000	4320	65100	SUPPLIES, OTHER	58	500	500	-
11000	431000	4411	65100	SUPPLIES, NON-FOOD	456	550	550	-
11000	431000	5210	65100	DUES AND MEMBERSHIPS	923	1,000	1,000	-
11000	431000	5210	65990	DUES AND MEMBERSHIPS	55	55	55	-
11000	431000	5610	65100	RENTS & LEASES	170	225	225	-
11000	431000	5612	65100	RENTS & LEASES: EQUIPMENT	-	350	350	-
11000	431000	5631	65100	OUTSIDE WORK FOR BUILDINGS	7,651	10,000	10,000	-
11000	431000	5631	65500	OUTSIDE WORK FOR BUILDINGS	5,394	5,000	5,000	-
11000	431000	5632	65100	OUTSIDE WORK FOR EQUIPMENT	2,452	5,000	5,000	-
11000	431000	5632	65500	OUTSIDE WORK FOR EQUIPMENT	155	250	250	-
11000	431000	5633	65500	OUTSIDE WORK FOR GROUNDS	4,752	8,000	8,000	-
11000	431000	5641	65100	CONTRACTS, GENERAL	17,259	19,000	19,000	-
11000	431000	5810	65700	UTILITIES, WATER	20,272	20,500	20,500	-
11000	431000	5820	65700	UTILITIES, GAS	25,007	25,000	25,000	-
11000	431000	5830	65700	UTILITIES, ELECTRICITY	339,567	340,000	340,000	-
11000	431000	5840	65100	UTILITIES, TELEPHONE	3,660	5,000	5,000	-
11000	431000	5840	65700	UTILITIES, TELEPHONE	36,462	39,000	39,000	-
11000	431000	5850	65500	UTILITIES, WASTE DISPOSAL	437	850	850	-
11000	431000	5850	65700	UTILITIES, WASTE DISPOSAL	29,815	31,000	31,000	-
11000	431000	5860	65100	PEST CONTROL	4,626	4,500	4,500	-
11000	431000	5870	65100	LAUNDRY SERVICE	9,236	8,500	8,500	-
11000	431000	5910	65990	OTHER OPERATING EXPENSES	-	300	300	-
11000	431000	5940	65100	POSTAGE, FREIGHT (SHIPPING IN)	260	500	500	-
11000	431000	5940	65300	POSTAGE, FREIGHT (SHIPPING IN)	83	300	300	-
11000	431000	5940	65500	POSTAGE, FREIGHT (SHIPPING IN)	11	175	175	-
11000	431000	5980	65100	PHYSICAL EXAMS	-	75	75	-
11000	431000	5990	65100	FINGERPRINTING	503	150	150	-
11000	431000	5990	65500	FINGERPRINTING	-	75	75	-
11000	431000	6120	65500	SITE IMPROVEMENTS (LANDSCAPING, SIDEWALKS, ETC)	7,400	3,500	3,500	-
11000	431000	6210	65100	BUILDINGS - UNDER \$5,000	-	3,500	3,500	-
11000	431000	6211	65100	BUILDING MAINTENANCE AND REPAIRS	-	22,000	22,000	-
11000	431000	6411	65100	FURNITURE - UNDER \$5,000	-	500	500	-
11000	431000	6412	65100	EQUIPMENT - UNDER \$5,000	675	5,000	5,000	-
11000	431000	6412	65300	EQUIPMENT - UNDER \$5,000	-	750	750	-
11000	431000	6414	65500	EQUIPMENT - OVER \$5,000	-	5,000	5,000	-
11000	431000	6424	65300	EQUIPMENT, REPLACEMENT	668	-	-	-

Account Number				2012/2013	2013/2014			
Fund	Organiz.	Account	Program	Description	Est. Actuals	Budget	Unrestricted	Restricted
Total for Maintenance & Operations:					1,470,291	1,549,268	1,549,268	-

*** TRANSPORTATION ***

Account Number				2012/2013	2013/2014			
Fund	Organiz.	Account	Program	Description	Est. Actuals	Budget	Unrestricted	Restricted
11000	432000	2370	64993	SHORT TERM SALARIES	7,410	-	-	-
11000	432000	2370	65100	SHORT TERM SALARIES	-	7,500	7,500	-
11000	432000	3120	67703	STRS BENEFITS - NONINSTRUCTIONAL	298	350	350	-
11000	432000	3220	67703	STAFF BENEFITS	43	100	100	-
11000	432000	3320	67703	OASDI NONINSTRUCTIONAL	342	340	340	-
11000	432000	3520	67703	STATE UNEMPLOYMENT - NONINSTRUCTIONAL	81	110	110	-
11000	432000	3620	67703	WORKERS COMP - NONINSTRUCTIONAL	69	70	70	-
11000	432000	4310	67703	SUPPLIES, NONINSTRUCTIONAL	67	700	700	-
11000	432000	4312	67703	SUPPLIES, EQUIPMENT REPAIRS	7,803	11,000	11,000	-
11000	432000	4316	64993	GAS, OIL	4,787	6,500	6,500	-
11000	432000	4316	67703	UTILITIES, GAS, OIL	35,113	21,500	21,500	-
11000	432000	5510	64993	CONSULTANT	7,275	7,500	7,500	-
11000	432000	5631	67703	OUTSIDE WORK FOR BUILDINGS	-	500	500	-
11000	432000	5632	67703	OUTSIDE WORK FOR EQUIPMENT	5,631	6,000	6,000	-
11000	432000	5710	67703	EMPLOYEE TRAVEL & CONFERENCES	332	350	350	-
11000	432000	5740	67703	TRAVEL - FIELD TRIPS	1,815	3,500	3,500	-
11000	432000	5750	67703	TEAM TRAVEL, MEALS, OFFICIALS	55,543	62,840	62,840	-
11000	432000	5850	67703	UTILITIES: WASTE DISPOSAL	195	200	200	-
11000	432000	5940	67703	POSTAGE, FREIGHT (SHIPPING IN)	14	-	-	-
11000	432000	5990	67703	OTHER OPERATING EXPENSES	88	750	750	-
12000	432000	6414	64993	EQUIPMENT - OVER \$5,000	-	16,088	-	16,088
Total for Transportation:					126,906	145,898	129,810	16,088

*** SHAFTER FACILITY ***

Account Number				2012/2013	2013/2014			
Fund	Organiz.	Account	Program	Description	Est. Actuals	Budget	Unrestricted	Restricted
11000	434000	6211	65700	BUILDINGS - OVER \$5,000	35,990	35,000	35,000	-
Total for Shafter Facility:					35,990	35,000	35,000	-

*** TRANSFERS & RESERVES ***

Account Number				2012/2013	2013/2014			
Fund	Organiz.	Account	Program	Description	Est. Actuals	Budget	Unrestricted	Restricted
11000	599000	7360	73100	INTERFUND / DUE TO ACCOUNT	300,000	330,000	330,000	-
11000	599000	7360	73100	INTERFUND / DUE TO ACCOUNT	-	30,000	30,000	-
11000	599000	7910	79002	CONTINGENCY RESERVE	-	379,228	379,228	-
12000	599000	7910	79002	CONTINGENCY RESERVE	-	109,713	-	109,713
Total for Transfers & Reserves:					300,000	848,941	739,228	109,713

Account Number				2012/2013	2013/2014			
Fund	Organiz.	Account	Program	Description	Est. Actuals	Budget	Unrestricted	Restricted

*** BOOKSTORE ***

Account Number				2012/2013	2013/2014			
Fund	Organiz.	Account	Program	Description	Est. Actuals	Budget	Unrestricted	Restricted
31000	423000	2110	69100	ADMIN & SUPER / REG F/T	50,067	53,957	-	53,957
31000	423000	2180	69100	FULL BENEFITS EMPLOYEES	49,656	77,782	-	77,782
31000	423000	2190	69100	LIMITED BENEFITS EMPLOYEES	-	15,892	-	15,892
31000	423000	2361	69100	STUDENT WORKER SALARIES	3,894	8,000	-	8,000
31000	423000	2365	69100	SUMMER STUDENT SALARIES	3,127	5,000	-	5,000
31000	423000	2370	69100	SHORT TERM SALARIES	56,691	23,000	-	23,000
31000	423000	2380	69100	OVERTIME SALARIES	-	500	-	500
31000	423000	3220	69100	PERS BENEFITS - NONINSTRUCTIONAL	14,362	16,666	-	16,666
31000	423000	3320	69100	OASDI NONINSTRUCTIONAL	11,966	13,885	-	13,885
31000	423000	3420	69100	HEALTH - NONINSTRUCTIONAL	37,579	43,607	-	43,607
31000	423000	3520	69100	STATE UNEMPLOYMENT - NONINSTRUCTIONAL	1,719	1,995	-	1,995
31000	423000	3620	69100	WORKERS COMP - NONINSTRUCTIONAL	1,535	1,781	-	1,781
31000	423000	4110	69100	TEXTBOOKS	400,000	400,000	-	400,000
31000	423000	4112	69100	TEXTBOOKS-BUYBACKS	172	-	-	-
31000	423000	4115	69100	RENTAL PROGRAM	260,000	260,000	-	260,000
31000	423000	4310	69100	SUPPLIES, NONINSTRUCTIONAL	55,019	58,200	-	58,200
31000	423000	4311	69100	INSTRUCTIONAL SUPPLIES	-	250	-	250
31000	423000	4312	69100	SUPPLIES FOR EQUIP. REPAIR	50	500	-	500
31000	423000	4313	69100	SUPPLIES FOR COMPUTERS	-	500	-	500
31000	423000	4315	69100	COMPUTER SOFTWARE	-	500	-	500
31000	423000	4317	69100	REMODELING SUPPLIES	-	300	-	300
31000	423000	4318	69100	PRINTING SUPPLIES	2,088	2,200	-	2,200
31000	423000	4319	69100	SHIPPING	-	300	-	300
31000	423000	4321	69100	SUPPLIES, STORE USE	15,000	13,300	-	13,300
31000	423000	4410	69100	FOOD SUPPLIES	50	150	-	150
31000	423000	5210	69100	DUES & MEMBERSHIPS	1,050	1,200	-	1,200
31000	423000	5611	69100	LAND, BLDG'S RENT & LEASES	22,884	22,884	-	22,884
31000	423000	5612	69100	EQUIPMENT	-	400	-	400
31000	423000	5631	69100	OUTSIDE WORK FOR BUILDINGS	74	500	-	500
31000	423000	5641	69100	CONTRACTS	4,116	28,750	-	28,750
31000	423000	5642	69100	COMPUTER LICENSE FEES	18,015	20,000	-	20,000
31000	423000	5643	69100	COMPUTER SOFTWARE	-	2,500	-	2,500
31000	423000	5710	69100	EMPLOYEE TRAVEL & CONFERENCES	-	2,500	-	2,500
31000	423000	5820	69100	UTILITIES: GAS	94	500	-	500
31000	423000	5830	69100	UTILITIES: ELECTRICITY	6,752	8,311	-	8,311
31000	423000	5840	69100	UTILITIES: TELEPHONE	2,544	3,000	-	3,000
31000	423000	5850	69100	UTILITIES: WASTE DISPOSAL	505	600	-	600
31000	423000	5880	69100	SECURITY SERVICES	650	1,000	-	1,000
31000	423000	5890	69100	UTILITIES: OTHER	-	400	-	400
31000	423000	5910	69100	OTHER OPERATING EXPENSES	108	9,900	-	9,900
31000	423000	5940	69100	SHIPPING	22,015	24,000	-	24,000
31000	423000	5945	69100	RENTAL SHIPPING IN	-	2,000	-	2,000
31000	423000	5950	69100	SHIPPING OUT	-	1,500	-	1,500
31000	423000	5955	69100	RENTAL SHIPPING OUT	963	1,000	-	1,000
31000	423000	5970	69100	ADVERTISING	220	1,000	-	1,000
31000	423000	5980	69100	PHYSICAL EXAMS	40	475	-	475

Account Number					2012/2013	2013/2014		
Fund	Organiz.	Account	Program	Description	Est. Actuals	Budget	Unrestricted	Restricted
31000	423000	5990	69100	OTHER SERVICES	2,128	1,950	-	1,950
31000	423000	6210	69100	BUILDINGS - UNDER \$5,000	-	500	-	500
31000	423000	6412	69100	EQUIPMENT - UNDER \$5,000	1,840	2,000	-	2,000
31000	423000	6414	69100	EQUIPMENT - OVER \$5,000	-	8,100	-	8,100
31000	423000	6415	69100	COMPUTER EQUIPMENT	-	1,500	-	1,500
Total for Bookstore:					1,046,973	1,144,735	-	1,144,735

*** CAFETERIA ***

Account Number					2012/2013	2013/2014		
Fund	Organiz.	Account	Program	Description	Est. Actuals	Budget	Unrestricted	Restricted
32000	422000	2110	69400	ADMIN & SUPER / REG F/T	54,679	58,204	-	58,204
32000	422000	2180	69400	FULL BENEFITS EMPLOYEES	152,509	159,936	-	159,936
32000	422000	2190	69400	LIMITED BENEFITS EMPLOYEES	13,001	13,621	-	13,621
32000	422000	2361	69400	STUDENT WORKER SALARIES	34,842	43,000	-	43,000
32000	422000	2365	69400	SUMMER STUDENT SALARIES	23,672	24,000	-	24,000
32000	422000	2370	69400	SHORT TERM SALARIES	3,600	4,500	-	4,500
32000	422000	3220	69400	PERS BENEFITS - NONINSTRUCTIONAL	24,939	25,282	-	25,282
32000	422000	3320	69400	OASDI NONINSTRUCTIONAL	17,111	17,346	-	17,346
32000	422000	3420	69400	HEALTH - NONINSTRUCTIONAL	82,622	83,759	-	83,759
32000	422000	3520	69400	STATE UNEMPLOYMENT - NONINSTRUCTIONAL	2,429	2,462	-	2,462
32000	422000	3620	69400	WORKERS COMP - NONINSTRUCTIONAL	2,624	2,660	-	2,660
32000	422000	4310	69400	SUPPLIES, NONINSTRUCTIONAL	10,475	7,500	-	7,500
32000	422000	4312	69400	SUPPLIES, EQUIPMENT REPAIRS	2,268	2,000	-	2,000
32000	422000	4318	69400	PRINTING SUPPLIES	205	200	-	200
32000	422000	4410	69400	FOOD SUPPLIES	399,715	375,000	-	375,000
32000	422000	4411	69400	NON-FOOD SUPPLIES	41,200	40,000	-	40,000
32000	422000	5210	69400	DUES & MEMBERSHIPS	55	125	-	125
32000	422000	5632	69400	OUTSIDE WORK FOR EQUIP	2,200	2,200	-	2,200
32000	422000	5910	69400	OTHER OPERATING EXPENSES	-	500	-	500
32000	422000	5940	69400	POSTAGE, FREIGHT (SHIPPING IN)	815	600	-	600
32000	422000	5980	69400	PHYSICAL EXAMS	375	375	-	375
32000	422000	5990	69400	OTHER OPERATING SERVICES	325	350	-	350
32000	422000	6412	69400	EQUIPMENT UNDER \$5,000	-	3,000	-	3,000
Total for Cafeteria:					869,661	866,620	-	866,620

*** CHILD CARE CENTER ***

Account Number					2012/2013	2013/2014		
Fund	Organiz.	Account	Program	Description	Est. Actuals	Budget	Unrestricted	Restricted
33000	310000	5990	69200	OTHER SERVICES	1,419	500	-	500
33428	310000	1340	69200	SUBSTITUTES (INCLUDES MASTER TEACHER SUBS)	3,647	-	-	-
33428	310000	1360	69200	CCC MASTER TEACHERS (REGULAR PAY)	54,905	87,132	-	87,132
33428	310000	2110	69200	ADMIN & SUPER / REG F/T	60,581	76,307	-	76,307
33428	310000	2180	69200	FULL BENEFITS EMPLOYEES	283,725	318,472	-	318,472
33428	310000	2190	69200	LIMITED BENEFITS EMPLOYEES	184,641	108,895	-	108,895
33428	310000	2361	69200	STUDENT WORKER SALARIES	2,576	1,000	-	1,000
33428	310000	2370	69200	SHORT TERM SALARIES	204,186	75,000	-	75,000

Account Number				2012/2013	2013/2014	Unrestricted	Restricted
Fund	Organiz.	Account	Program Description	Est. Actuals	Budget		
33428	310000	2380	69200 OVERTIME SALARIES	-	82,500	-	82,500
33428	310000	3110	69200 STRS BENEFITS - INSTRUCTIONAL	7,364	7,188	-	7,188
33428	310000	3120	69200 STRS BENEFITS - NONINSTRUCTIONAL	6,062	6,295	-	6,295
33428	310000	3220	69200 PERS BENEFITS - NONINSTRUCTIONAL	68,498	54,342	-	54,342
33428	310000	3310	69200 OASDI INSTRUCTIONAL	1,294	2,370	-	2,370
33428	310000	3320	69200 OASDI NONINSTRUCTIONAL	52,927	44,742	-	44,742
33428	310000	3410	69200 HEALTH - INSTRUCTIONAL	25,219	40,860	-	40,860
33428	310000	3420	69200 HEALTH - NONINSTRUCTIONAL	136,680	137,678	-	137,678
33428	310000	3510	69200 STATE UNEMPLOYMENT - INSTRUCTIONAL	969	82	-	82
33428	310000	3520	69200 STATE UNEMPLOYMENT - NONINSTRUCTIONAL	8,174	293	-	293
33428	310000	3610	69200 WORKERS COMP - INSTRUCTIONAL	827	1,617	-	1,617
33428	310000	3620	69200 WORKERS COMP - NONINSTRUCTIONAL	7,027	4,231	-	4,231
33428	310000	4310	69200 SUPPLIES, NONINSTRUCTIONAL	16,264	10,996	-	10,996
33428	310000	4311	69200 INSTRUCTIONAL SUPPLIES	-	10,000	-	10,000
33428	310000	4312	69200 SUPPLIES FOR EQUIP. REPAIR	3,757	-	-	-
33428	310000	4316	69200 GAS, OIL	-	2,000	-	2,000
33428	310000	4318	69200 PRINTING SUPPLIES	884	4,000	-	4,000
33428	310000	5505	69200 IN HOUSE TRAINING / CONFERENCE	420	-	-	-
33428	310000	5610	69200 RENTS & LEASES	-	4,000	-	4,000
33428	310000	5632	69200 OUTSIDE WORK FOR EQUIPMENT	321	-	-	-
33428	310000	5641	69200 CONTRACTS	438	8,000	-	8,000
33428	310000	5710	69200 EMPLOYEE TRAVEL & CONFERENCES	90	2,000	-	2,000
33428	310000	5810	69200 UTILITIES: WATER	1,795	5,000	-	5,000
33428	310000	5820	69200 UTILITIES: GAS	7,511	5,000	-	5,000
33428	310000	5830	69200 UTILITIES: ELECTRICITY	46,061	50,000	-	50,000
33428	310000	5840	69200 UTILITIES: TELEPHONE	-	4,000	-	4,000
33428	310000	5860	69200 PEST CONTROL	3,621	2,000	-	2,000
33428	310000	5870	69200 LAUNDRY	-	4,520	-	4,520
33428	310000	5880	69200 SECURITY SERVICES	300	1,000	-	1,000
33428	310000	5890	69200 UTILITIES, OTHER	-	3,000	-	3,000
33428	310000	5910	69200 OTHER OPERATING EXPENSES	160	560	-	560
33428	310000	5980	69200 SECURITY SERVICES	80	-	-	-
33428	310000	5990	69200 OTHER SERVICES	1,942	3,000	-	3,000
33429	310000	2190	69200 LIMITED BENEFITS EMPLOYEES	4,634	-	-	-
33429	310000	2370	69200 SHORT TERM SALARIES	5,376	-	-	-
33429	310000	3220	69200 PERS BENEFITS - NONINSTRUCTIONAL	581	-	-	-
33429	310000	3320	69200 OASDI NONINSTRUCTIONAL	766	-	-	-
33429	310000	3520	69200 STATE UNEMPLOYMENT - NONINSTRUCTIONAL	110	-	-	-
33429	310000	3620	69200 WORKERS COMP - NONINSTRUCTIONAL	94	-	-	-
33429	310000	4410	69200 FOOD SUPPLIES	142,081	150,000	-	150,000
33429	310000	5990	69200 OTHER SERVICES	(4)	-	-	-
33528	310000	2370	69200 SHORT TERM SALARIES	477	-	-	-
33528	310000	3320	69200 OASDI NONINSTRUCTIONAL	36	-	-	-
33528	310000	3520	69200 STATE UNEMPLOYMENT - NONINSTRUCTIONAL	5	-	-	-
33528	310000	3620	69200 WORKERS COMP - NONINSTRUCTIONAL	4	-	-	-
33582	310000	4310	69200 SUPPLIES, NONINSTRUCTIONAL	999	-	-	-
33582	310000	4312	69200 SUPPLIES FOR EQUIP. REPAIR	9,587	-	-	-
33582	310000	5632	69200 OUTSIDE WORK FOR EQUIPMENT	23,486	-	-	-
33582	310000	5990	69200 OTHER SERVICES	170	-	-	-
33582	310000	6412	69200 EQUIPMENT - UNDER \$5,000	1,692	-	-	-
33588	310000	1210	69200 ACAD SALARIES REG ADMIN & SUPERV	6,187	-	-	-
33588	310000	1360	69200 CCC MASTER TEACHERS (REGULAR PAY)	15,936	16,199	-	16,199

Account Number					2012/2013	2013/2014		
Fund	Organiz.	Account	Program	Description	Est. Actuals	Budget	Unrestricted	Restricted
33588	310000	2110	69200	ADMIN & SUPER / REG F/T	21,689	18,121	-	18,121
33588	310000	2180	69200	FULL BENEFITS EMPLOYEES	71,371	63,565	-	63,565
33588	310000	2190	69200	LIMITED BENEFITS EMPLOYEES	113,259	100,576	-	100,576
33588	310000	2370	69200	SHORT TERM SALARIES	95,840	80,000	-	80,000
33588	310000	2380	69200	OVERTIME SALARIES	-	90,000	-	90,000
33588	310000	3110	69200	STRS BENEFITS - INSTRUCTIONAL	1,901	2,831	-	2,831
33588	310000	3120	69200	STRS BENEFITS - NONINSTRUCTIONAL	1,515	-	-	-
33588	310000	3220	69200	PERS BENEFITS - NONINSTRUCTIONAL	29,718	7,257	-	7,257
33588	310000	3310	69200	OASDI INSTRUCTIONAL	334	498	-	498
33588	310000	3320	69200	OASDI NONINSTRUCTIONAL	22,744	22,834	-	22,834
33588	310000	3410	69200	HEALTH - INSTRUCTIONAL	9,187	12,463	-	12,463
33588	310000	3420	69200	HEALTH - NONINSTRUCTIONAL	31,557	23,983	-	23,983
33588	310000	3510	69200	STATE UNEMPLOYMENT - INSTRUCTIONAL	253	17	-	17
33588	310000	3520	69200	STATE UNEMPLOYMENT - NONINSTRUCTIONAL	3,427	148	-	148
33588	310000	3610	69200	WORKERS COMP - INSTRUCTIONAL	216	340	-	340
33588	310000	3620	69200	WORKERS COMP - NONINSTRUCTIONAL	2,926	2,955	-	2,955
33588	310000	4310	69200	SUPPLIES, NONINSTRUCTIONAL	-	9,000	-	9,000
33588	310000	4311	69200	INSTRUCTIONAL SUPPLIES	-	5,000	-	5,000
33588	310000	4312	69200	SUPPLIES FOR EQUIP. REPAIR	-	5,000	-	5,000
33588	310000	4316	69200	GAS, OIL	-	1,000	-	1,000
33588	310000	4318	69200	PRINTING SUPPLIES	-	7,000	-	7,000
33588	310000	4320	69200	SUPPLIES, OTHER	-	3,000	-	3,000
33588	310000	5632	69200	OUTSIDE WORK FOR EQUIPMENT	-	5,000	-	5,000
33588	310000	5641	69200	CONTRACTS	3,238	500	-	500
33588	310000	5710	69200	EMPLOYEE TRAVEL & CONFERENCES	-	4,786	-	4,786
33588	310000	5740	69200	FIELD TRIPS	-	5,000	-	5,000
33588	310000	5810	69200	UTILITIES: WATER	-	5,000	-	5,000
33588	310000	5830	69200	UTILITIES: ELECTRICITY	-	5,000	-	5,000
33588	310000	5840	69200	UTILITIES: TELEPHONE	-	2,000	-	2,000
33588	310000	5850	69200	UTILITIES: WASTE DISPOSAL	-	2,000	-	2,000
33588	310000	5860	69200	PEST CONTROL	-	2,000	-	2,000
33588	310000	5870	69200	LAUNDRY	-	7,000	-	7,000
33588	310000	5990	69200	OTHER SERVICES	(48)	2,000	-	2,000
33588	310000	6412	69200	EQUIPMENT - UNDER \$5,000	-	8,000	-	8,000
33591	310000	2180	69200	FULL BENEFITS EMPLOYEES	36,521	44,195	-	44,195
33591	310000	2370	69200	SHORT TERM SALARIES	1,093	-	-	-
33591	310000	3220	69200	PERS BENEFITS - NONINSTRUCTIONAL	4,428	5,046	-	5,046
33591	310000	3320	69200	OASDI NONINSTRUCTIONAL	2,970	3,381	-	3,381
33591	310000	3420	69200	HEALTH - NONINSTRUCTIONAL	13,500	15,987	-	15,987
33591	310000	3520	69200	STATE UNEMPLOYMENT - NONINSTRUCTIONAL	424	22	-	22
33591	310000	3620	69200	WORKERS COMP - NONINSTRUCTIONAL	362	438	-	438
33591	310000	4310	69200	SUPPLIES, NONINSTRUCTIONAL	-	1,683	-	1,683
33605	310000	2190	69200	LIMITED BENEFITS EMPLOYEES	(1,081)	-	-	-
Total for Child Care Center:					1,873,926	1,909,405	-	1,909,405

*** DORMS ***

Account Number					2012/2013	2013/2014		
Fund	Organiz.	Account	Program	Description	Est. Actuals	Budget	Unrestricted	Restricted
35000	357000	4310	69700	SUPPLIES, NONINSTRUCTIONAL	3,089	5,000	-	5,000

Account Number					2012/2013	2013/2014		
Fund	Organiz.	Account	Program	Description	Est. Actuals	Budget	Unrestricted	Restricted
35000	357000	5610	69700	RENTS & LEASES	13,825	14,000	-	14,000
35000	357000	5632	69700	OUTSIDE WORK FOR EQUIPMENT	599	1,000	-	1,000
35000	357000	5641	69700	CONTRACTS	-	86,250	-	86,250
35000	357000	5890	69700	UTILITIES, OTHER	-	2,500	-	2,500
35000	357000	6412	69700	EQUIPMENT - UNDER \$5,000	6,653	-	-	-
35000	357000	6413	69700	FURNITURE - OVER \$5,000	-	10,000	-	10,000
35000	357000	7910	69700	CONTINGENCY RESERVE	-	23,350	-	23,350
35814	357000	4310	69700	SUPPLIES, NONINSTRUCTIONAL	-	500	-	500
35814	357000	5890	69700	UTILITIES: OTHER	8,787	9,000	-	9,000
35819	357000	4310	69700	SUPPLIES, NONINSTRUCTIONAL	864	1,000	-	1,000
35819	357000	4312	69700	SUPPLIES FOR EQUIP. REPAIR	3,366	3,500	-	3,500
35819	357000	5631	69700	OUTSIDE WORK FOR BUILDINGS	1,829	2,000	-	2,000
35819	357000	5632	69700	OUTSIDE WORK FOR EQUIPMENT	456	1,000	-	1,000
35819	357000	5820	69700	UTILITIES: GAS	1,644	1,900	-	1,900
35819	357000	5890	69700	UTILITIES: OTHER	11,130	12,000	-	12,000
35819	357000	5940	69700	POSTAGE, FREIGHT (SHIPPING IN)	11	-	-	-
35827	357000	4310	69700	SUPPLIES, NONINSTRUCTIONAL	2,328	2,500	-	2,500
35827	357000	4312	69700	SUPPLIES FOR EQUIP. REPAIR	1,646	1,500	-	1,500
35827	357000	5631	69700	OUTSIDE WORK FOR BUILDINGS	1,054	1,500	-	1,500
35827	357000	5632	69700	OUTSIDE WORK FOR EQUIPMENT	990	1,000	-	1,000
35827	357000	5820	69700	UTILITIES: GAS	5,470	5,500	-	5,500
35827	357000	5850	69700	WASTE DISPOSAL	10	-	-	-
35827	357000	6412	69700	EQUIPMENT - UNDER \$5,000	-	1,000	-	1,000
35828	357000	4310	69700	SUPPLIES, NONINSTRUCTIONAL	-	500	-	500
35828	357000	5631	69700	OUTSIDE WORK FOR BUILDINGS	-	1,000	-	1,000
35828	357000	5710	69700	EMPLOYEES TRAVEL / CONFERENCE	5,656	6,000	-	6,000
Total for Dorms:					69,407	193,500	-	193,500

*** PARKING ***

Account Number					2012/2013	2013/2014		
Fund	Organiz.	Account	Program	Description	Est. Actuals	Budget	Unrestricted	Restricted
36000	433000	4310	69500	SUPPLIES, NONINSTRUCTIONAL	1,227	1,150	-	1,150
36000	433000	5990	69500	OTHER SERVICES	23	100	-	100
Total for Parking:					1,250	1,250	-	1,250

*** COMMUNITY INTEGRATION ***

Account Number					2012/2013	2013/2014		
Fund	Organiz.	Account	Program	Description	Est. Actuals	Budget	Unrestricted	Restricted
39000	308000	2180	69990	FULL BENEFITS EMPLOYEES	(1,897)	-	-	-
39000	308000	2190	69990	OTHER SALARIES	40,291	37,995	-	37,995
39000	308000	2370	69990	SHORT TERM SALARIES	-	1,563	-	1,563
39000	308000	2380	69990	OVERTIME SALARIES	-	1,435	-	1,435
39000	308000	3220	69990	PERS BENEFITS - NONINSTRUCTIONAL	4,594	4,338	-	4,338
39000	308000	3320	69990	OASDI NONINSTRUCTIONAL	3,082	2,907	-	2,907
39000	308000	3520	69990	STATE UNEMPLOYMENT - NONINSTRUCTIONAL	443	22	-	22
39000	308000	3620	69990	WORKERS COMP - NONINSTRUCTIONAL	378	376	-	376

Account Number					2012/2013	2013/2014		
Fund	Organiz.	Account	Program	Description	Est. Actuals	Budget	Unrestricted	Restricted
39000	308000	4310	69990	SUPPLIES, NONINSTRUCTIONAL	46	3,757	-	3,757
39000	308000	4410	69990	FOOD SUPPLIES	-	1,000	-	1,000
39000	308000	5740	69990	UTILITIES: TELEPHONE	29	1,000	-	1,000
39000	308000	5980	69990	PHYSICAL EXAMS	82	200	-	200
39000	308000	5990	69990	OTHER SERVICES	20	-	-	-
39000	308000	6412	69990	EQUIPMENT UNDER \$5,000	-	2,323	-	2,323
Total for Community Integration:					47,068	56,916	-	56,916

*** TRANSITION SPECIALIST ***

Account Number					2012/2013	2013/2014		
Fund	Organiz.	Account	Program	Description	Est. Actuals	Budget	Unrestricted	Restricted
39000	312000	4311	64991	INSTRUCTIONAL SUPPLIES	-	3,000	-	3,000
39000	312000	5710	64991	EMPLOYEES TRAVEL / CONFERENCE	5,639	29,622	-	29,622
39000	312000	5840	64991	UTILITIES: TELEPHONE	-	2,259	-	2,259
39000	312000	5990	64991	OTHER SERVICES	-	150	-	150
Total for Transition Specialist:					5,639	35,031	-	35,031

*** TRANSITION TO INDEPENDENT LIVING - TIL ***

Account Number					2012/2013	2013/2014		
Fund	Organiz.	Account	Program	Description	Est. Actuals	Budget	Unrestricted	Restricted
39000	314000	1210	64991	ADMINISTRATORS & SUPERVISORS	25,490	25,490	-	25,490
39000	314000	1330	64991	EXTENDED DAY (OVERLOAD)	4,747	-	-	-
39000	314000	1360	64991	CCC MASTER TEACHERS (REGULAR PAY)	82,127	86,668	-	86,668
39000	314000	2110	64991	ADMIN & SUPER / REG F/T	307,968	383,362	-	383,362
39000	314000	2180	64991	FULL BENEFITS EMPLOYEES	227,915	233,381	-	233,381
39000	314000	2190	64991	LIMITED BENEFITS EMPLOYEES	68,230	72,240	-	72,240
39000	314000	2210	64991	DIRECT INSTRUCTION - FULL BENEFITS EMPLOYEES	82,568	85,236	-	85,236
39000	314000	2220	64991	DIRECT INSTRUCTION - LIMITED BENEFITS EMPLOYEES	110,002	82,154	-	82,154
39000	314000	2361	64991	STUDENT WORKER SALARIES	104,876	59,970	-	59,970
39000	314000	2365	64991	SUMMER STUDENT SALARIES	17,296	20,000	-	20,000
39000	314000	2370	64991	SHORT TERM SALARIES	8,027	30,000	-	30,000
39000	314000	2380	64991	OVERTIME SALARIES	-	18,816	-	18,816
39000	314000	2420	64991	INSTRUCTIONAL AIDES-DIRECT INSTRUCTION - OTHER	5,157	-	-	-
39000	314000	3110	64991	STRS BENEFITS - INSTRUCTIONAL	7,167	21,008	-	21,008
39000	314000	3120	64991	STRS BENEFITS - NONINSTRUCTIONAL	18,590	-	-	-
39000	314000	3220	64991	PERS BENEFITS - NONINSTRUCTIONAL	63,901	81,862	-	81,862
39000	314000	3310	64991	OASDI INSTRUCTIONAL	1,260	3,692	-	3,692
39000	314000	3320	64991	OASDI NONINSTRUCTIONAL	50,873	54,874	-	54,874
39000	314000	3410	64991	HEALTH - INSTRUCTIONAL	16,966	53,571	-	53,571
39000	314000	3420	64991	HEALTH - NONINSTRUCTIONAL	208,838	185,359	-	185,359
39000	314000	3510	64991	STATE UNEMPLOYMENT - INSTRUCTIONAL	956	127	-	127
39000	314000	3520	64991	STATE UNEMPLOYMENT - NONINSTRUCTIONAL	9,306	7,968	-	7,968
39000	314000	3610	64991	WORKERS COMP - INSTRUCTIONAL	816	2,521	-	2,521
39000	314000	3620	64991	WORKERS COMP - NONINSTRUCTIONAL	9,093	7,654	-	7,654
39000	314000	4310	64991	SUPPLIES, NONINSTRUCTIONAL	21,204	15,000	-	15,000
39000	314000	4311	64991	INSTRUCTIONAL SUPPLIES	9,037	10,000	-	10,000

Account Number				2012/2013	2013/2014		
Fund	Organiz.	Account	Program Description	Est. Actuals	Budget	Unrestricted	Restricted
39000	314000	4312	64991 SUPPLIES FOR EQUIP. REPAIR	1,465	1,500	-	1,500
39000	314000	4315	64991 COMPUTER SOFTWARE	43	-	-	-
39000	314000	4316	64991 GAS, OIL	4,916	3,000	-	3,000
39000	314000	4317	64991 REMODELING SUPPLIES	660	2,000	-	2,000
39000	314000	4318	64991 PRINTING SUPPLIES	5,557	4,000	-	4,000
39000	314000	4319	64991 SHIPPING SUPPLIES	45	-	-	-
39000	314000	4320	64991 OTHER SUPPLIES	999	-	-	-
39000	314000	4410	64991 FOOD SUPPLIES	1,497	-	-	-
39000	314000	5210	64991 DUES & MEMBERSHIPS	825	1,000	-	1,000
39000	314000	5505	64991 IN HOUSE TRAINING/CONFERENCE	1,085	-	-	-
39000	314000	5510	64991 CONSULTANT	120	-	-	-
39000	314000	5631	64991 OUTSIDE WORK FOR BUILDINGS	1,539	2,000	-	2,000
39000	314000	5632	64991 OUTSIDE WORK FOR EQUIPMENT	3,956	3,000	-	3,000
39000	314000	5633	64991 OUTSIDE WORK FOR GROUNDS	300	-	-	-
39000	314000	5641	64991 CONTRACTS	-	14,936	-	14,936
39000	314000	5644	64991 COMPUTER HARDWARE	10	-	-	-
39000	314000	5710	64991 EMPLOYEES TRAVEL / CONFERENCE	23,553	15,000	-	15,000
39000	314000	5730	64991 STUDENTS TRAVEL / CONFERENCE	18	4,000	-	4,000
39000	314000	5740	64991 FIELD TRIPS	3,760	4,000	-	4,000
39000	314000	5810	64991 UTILITIES: WATER	3,766	2,000	-	2,000
39000	314000	5830	64991 UTILITIES: ELECTRICITY	14,210	6,000	-	6,000
39000	314000	5840	64991 UTILITIES: TELEPHONE	5,966	2,000	-	2,000
39000	314000	5850	64991 UTILITIES: WASTE DISPOSAL	2,529	2,000	-	2,000
39000	314000	5860	64991 PEST CONTROL	-	500	-	500
39000	314000	5870	64991 LAUNDRY	-	1,000	-	1,000
39000	314000	5890	64991 UTILITIES: OTHER	10	-	-	-
39000	314000	5940	64991 SHIPPING	269	500	-	500
39000	314000	5980	64991 PHYSICAL EXAMS	370	200	-	200
39000	314000	5990	64991 OTHER SERVICES	2,544	200	-	200
39000	314000	6411	64991 FURNITURE - UNDER \$5,000	-	5,000	-	5,000
39000	314000	6412	64991 EQUIPMENT - UNDER \$5,000	1,701	-	-	-
Total for Transition to Independent Living - TIL:				1,544,123	1,614,789	-	1,614,789
Budget Totals:				29,640,290	34,065,869	21,336,815	12,729,054