

Guided Pathways

Quick Review

April 6, 2022



Guided Pathways



FOUNDATION *for* CALIFORNIA
COMMUNITY COLLEGES



CA Guided Pathways Regional Coordinators



Guided Pathways Implementation Team

Guided Pathways
Regional Coordinators



Melinda Webb
Project Specialist



Annie Morgan
Project Specialist



Gina Jamerson
Director, Guided Pathways
Implementation Team



FOUNDATION *for* CALIFORNIA
COMMUNITY COLLEGES


#P2EChange

Vision For Success = Process & Mindset Shift



Aligned
Resources &
Programs to
Put Students
First

GP in 2018(ish): All about the Pillars



Four Pillars of Guided Pathways

- Create clear curricular pathways to employment and further education.
- Help students choose and enter their pathway.
- Help students stay on their path.
- Ensure that learning is happening with intentional outcomes.

Four Pillars of Guided Pathways

- Create clear curricular pathways to employment and further education.
- Help students choose and enter their pathway.
- Help students stay on their path.
- Ensure that learning is happening with intentional outcomes.

16.08.17

CALIFORNIA COMMUNITY COLLEGES
FRANCHISE OFFICE

For additional information, visit
<http://csc.org.caa.edu> or email IDirect@pathways@cscc.edu.

Guided Pathways: Planning, Implementation, Evaluation

Guided Pathways is a comprehensive approach to program development, implementation, and evaluation that is designed to ensure that students are learning and achieving their intended outcomes.

PLANNING

IMPLEMENTATION

EARLY OUTCOMES

ENSURE STUDENTS ARE LEARNING

- Use three practices to launch and assess student learning:
 - Solicit high-quality program-relevant, application-oriented experiences
 - Intentional and sustained student engagement
 - Evidence-based, high-impact teaching practices and conditions
 - Institution-wide or unit-level to equity-minded, asset-based teaching improvement
 - Quality assessment of program-learning outcomes that lead to transfer, further education, and/or global employment

Guided Pathways Framework: From This...

Course Schedules

Data Collection

Articulation

Student Advising

Student Ed Plans

Early Alert

Student Orientation

Program Review

Curriculum Development

Student Intake

Shared Metrics

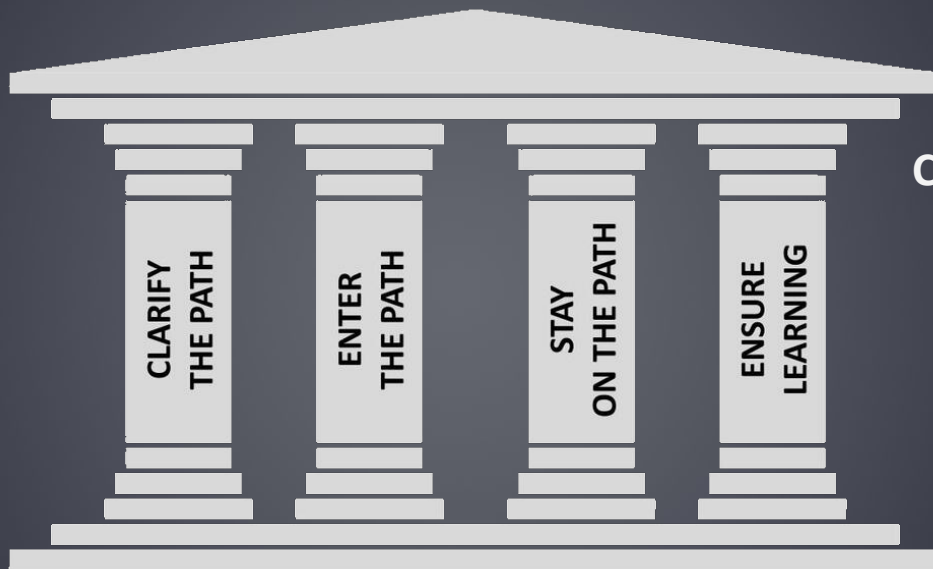
SLOs/ PLOs

Integrated Planning

Program Maps

Career Advising

The Four Pillars



CCC Mission:

- Student Equity
- Social Mobility
- Economic Health

Guided Pathways Framework: To This...

Course Schedules

Data Collection

Articulation

Student Advising

Student Ed Plans

Early Alert

Student Orientation

Program Review

Curriculum Development

Student Intake

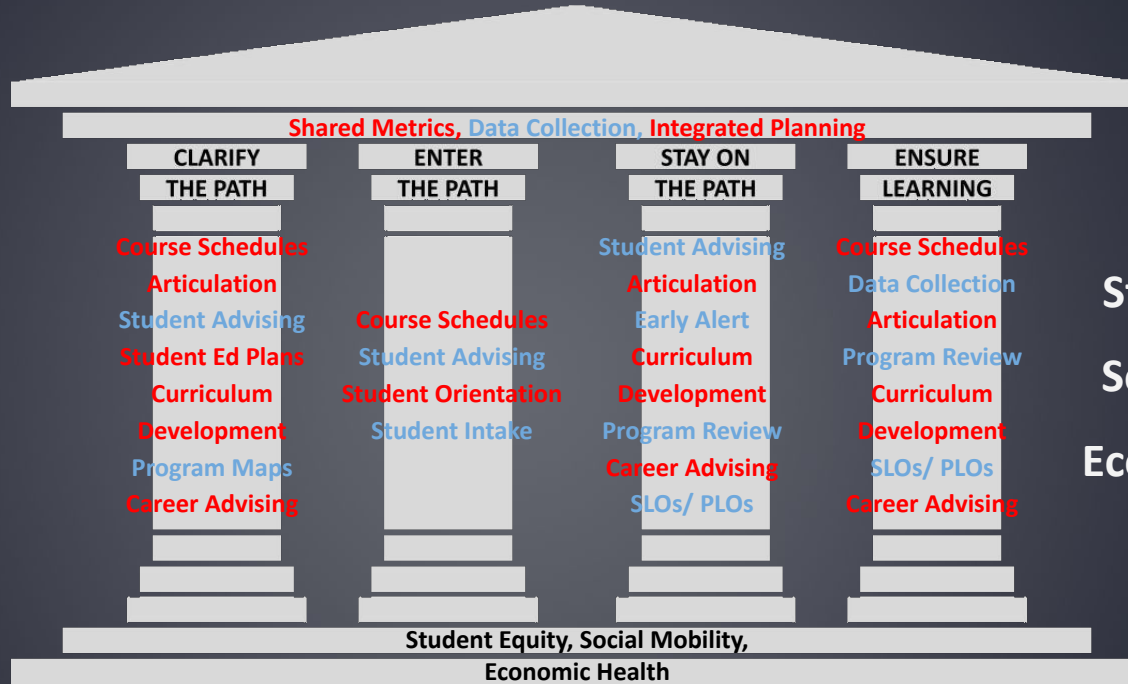
Shared Metrics

SLOs/ PLOs

Integrated Planning

Program Maps

Career Advising



Student Equity

Social Mobility

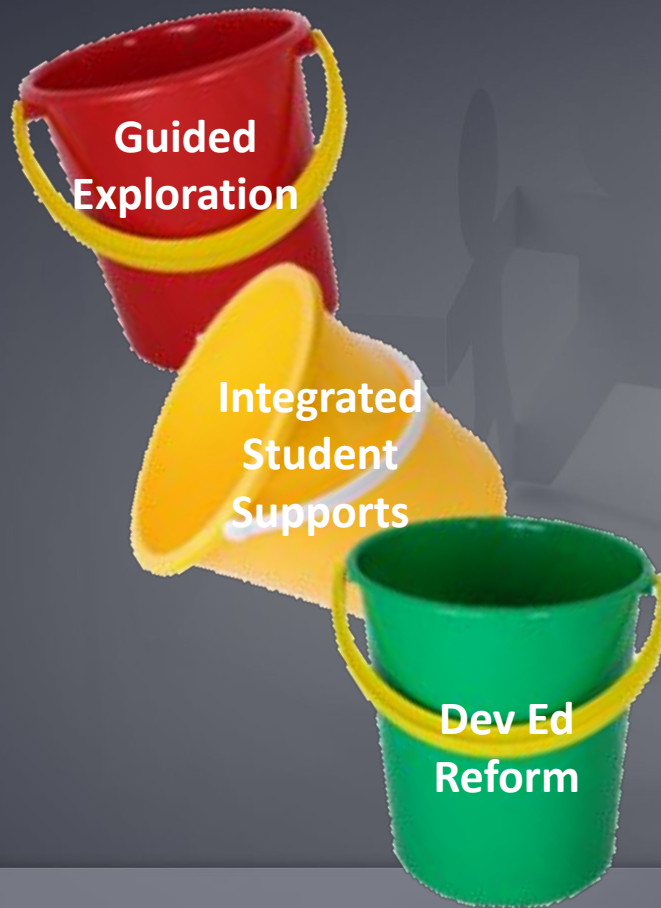
Economic Health

Guided Pathways



FOUNDATION for CALIFORNIA
COMMUNITY COLLEGES

GP Simplified: *3 Big Buckets*



Bucket # 1: Guided Exploration



- Create clear maps for every program offered
 - courses required for completion or transfer;
 - reveal length of program-time to completion;
 - opportunities for employment/further education at end of the program of study.
- Maps are easily accessible to students
- Students are able to narrow their choices by choosing from clusters of majors (meta-majors)
- Learning outcomes aligned with student success in employment and future education
- Build-in early career assessment, advising (individual, group, course, etc.), and opportunities to “try on” careers related to interest

Guided Exploration in Real Life

- Career Counseling
- Students take a dual enrollment career exploration course in high school
- Visual maps where students can easily see what is required of them
- Online/Social Media Career Exploration Platforms
- Career exploration within curriculum
 - **Counseling Courses, Class to Career**
 - Course work and/or SLO related to career exploration (What jobs are connected to discipline? Speakers, Professional Associations, etc.)
- Work-based Learning (two-way conversation between student and employer)
 - Guest speakers, Informational Zoom Interviews, etc.



Bucket #2: Integrated Student Supports



Student orientation, onboarding

- assessment and student individual academic plans.
- effective practices in recruitment, matriculation, counseling, cohorts

Scheduling, student progress monitoring and follow-up.

- students able to see and track their plan out through graduation
- advisors in various roles can/do track progress. Early alert systems in place for follow-up.
- schedules are convenient and reliable, supporting timely program completion.
- effective teaching practices, enrollment management strategies, counseling and student supports on focus.



Integrated Student Support in Real Life

- Implementing Technology to better follow students along their educational journey and provide just in time supports (**Starfish**)
- Robust, cross-functional use of **Early Alert**
- Orientation and onboarding contextualized to a students pathway
- Strategic enrollment management utilized to provide schedules that make sense for each pathway and campus (**long-term scheduling**)
- Basic Needs (**Food Pantry, transportation, Mental Health**)
- Strategies to engage students early and often, create community (**early engagement**)



Bucket #3: Developmental Education Reform



- Equitable Placement Supports and Strategies
 - Formerly known as AB 705
- **Why do we do it?**
 - Honoring Student Capacity
 - Educational Goal(s) Completion (Throughput)
 - Equity in Action

Developmental Education Reform

- **Placement**

- **High School Grades**
- Self Placement

- **Curricular**

- **Corequisite**
- Contextualized Courses (Math Pathways, English Courses, ESL)
- Modular learning opportunities built around assignments and outcomes (plug n' play)
- **Library Instruction**

- **Student Supports**

- **Open Education Resources (OER)**
- **Embedded Librarian/tutors**
- Accessible Canvas Courses
- Supplemental Instruction/**Embedded tutoring/Learning Assistance Center**



GP 2022 (ish):

- *Holistic*
- *Continuous*
- *Equitable*
- *Iterative*
- *Student Focus*

