



2012-2013

JAN DEC

FACT SHEET

AS - COURT REPORTING

NUMBER OF STUDENTS IN PROGRAM

Not Registered – 43

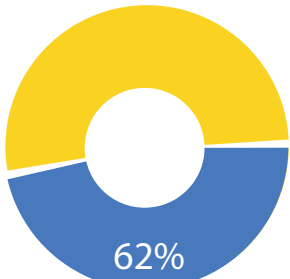
* Total Students – 74
(# of students declared major)



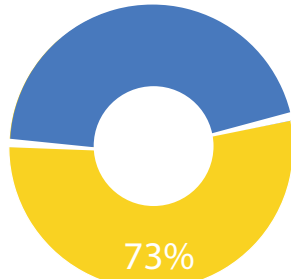
STUDENT UNIT LOAD



REGISTERED STUDENTS



* # of registered students
2012



* # of registered students
2013

Estimated change 2012 – 2013: 11%.

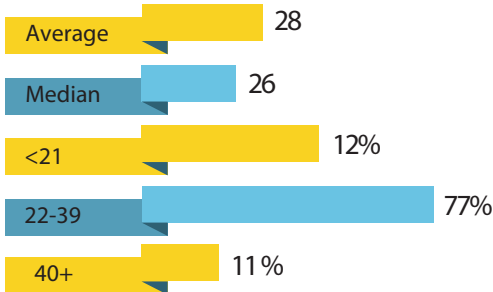
COURSE SUCCESS RATE

Course	Term	Count						Percent				
		Enrolled On Census	Zero Unit	No Grade	Graded	Succeeded	W	F	No Grade	Success	W	F
CTRP1010	Spring 2012	8	0	0	6	4	0	0	0.0	66.7	0.0	0.0
CTRP1070	Fall 2012	9	0	0	9	8	0	0	0.0	88.9	0.0	0.0
CTRP1075	Spring 2013	9	0	0	9	7	1	0	0.0	77.8	11.1	0.0
CTRP1080	Spring 2012	8	0	1	7	5	0	0	12.5	71.4	0.0	0.0
CTRP1090	Fall 2012	12	0	0	12	12	0	0	0.0	100.0	0.0	0.0
CTRP1210	Summer 2012	7	0	0	7	5	1	0	0.0	71.4	14.3	0.0

• A 77% average total success rate.

STUDENT DEMOGRAPHICS

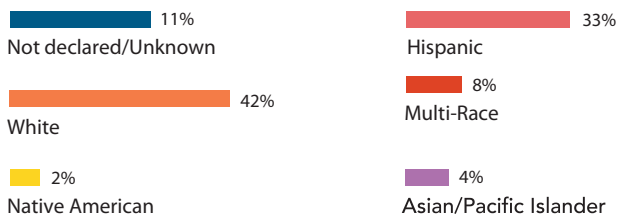
Age



Gender



Ethnicity



DEGREES AND CERTIFICATES AWARDED



Associate degrees



Certificates

JOB OUTLOOK (2013–2020)

Kern County	2013 Jobs	2020 Jobs	Change	% Change	2013 Median Hourly Wage
Court Reporter	937	1,038	101	11%	\$13.76
Medical Transcriptionists	73	84	11	15%	\$16.58

- The average hourly wage in Kern County is \$15.17 – compare to the state is \$15.62 less.
- Outlook job growth on these occupations is steadily growing in Kern County.

Sources

- ¹ Taft College Cognos IBM Database
- ² Economic Modeling Specialists, Inc. www.economicmodeling.com
- * May not reflect accurate # of students in the program as students change majors
- * Adding % of registered students for 2012-2013 will result in a duplicated registered count

