



# 2012-2013

JAN DEC

# FACT SHEET

## AS - INDUSTRIAL HEALTH & SAFETY

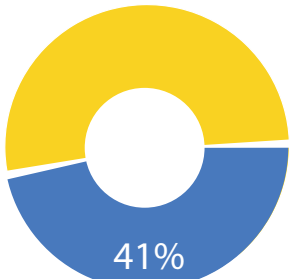
### NUMBER OF STUDENTS IN PROGRAM

Not Registered – 118

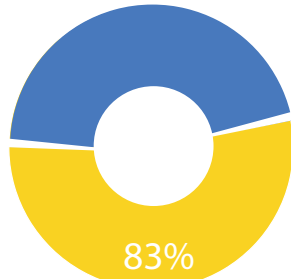
\* Total Students – 162  
(# of students declared major)



### REGISTERED STUDENTS



\* # of registered students 2012

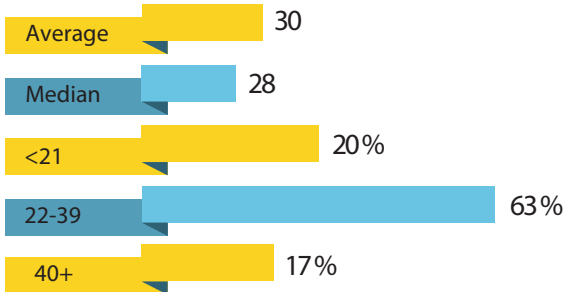


\* # of registered students 2013

Estimated change 2012 – 2013: 42%.

### STUDENT DEMOGRAPHICS

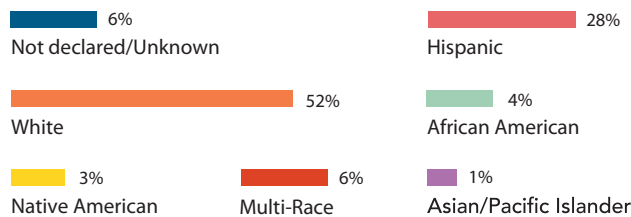
#### Age



#### Gender



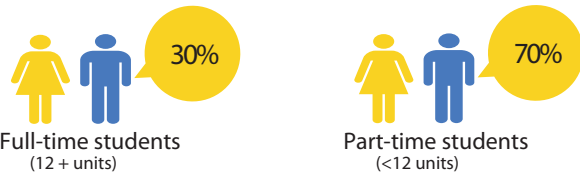
#### Ethnicity



#### Sources

- <sup>1</sup> Taft College Cognos IBM Database
- <sup>2</sup> Economic Modeling Specialists, Inc. [www.economicmodeling.com](http://www.economicmodeling.com)
- \* May not reflect accurate # of students in the program as students change majors
- \* Adding % of registered students for 2012-2013 will result in a duplicated registered count

### STUDENT UNIT LOAD




### COURSE SUCCESS RATE

Course	Term	Count						Percent				
		Enrolled On Census	Zero Unit	No Grade	Graded	Succeeded	W	F	No Grade	Success	W	F
IES 1050	Spring 2013	12	0	0	12	8	2	0	0.0	66.7	16.7	0.0
IES 1052	Spring 2013	19	0	0	19	12	4	0	0.0	63.2	21.1	0.0
IES 1054	Spring 2013	13	0	0	13	9	2	0	0.0	69.2	15.4	0.0
IES 1057	Spring 2013	17	0	0	17	17	0	0	0.0	100.0	0.0	0.0
IES 1058	Summer 2012	11	0	0	11	10	1	0	0.0	90.9	9.1	0.0
IES 1061	Fall 2012	21	0	0	21	21	0	0	0.0	100.0	0.0	0.0

• A 83% average total success rate

### DEGREES AND CERTIFICATES AWARDED



### JOB OUTLOOK (2013–2020)

Kern County	2013 Jobs	2020 Jobs	Change	% Change	2013 Median Hourly Wage
Occupational Health & Safety Spec	424	468	44	10%	\$29.93
Occupational Health & Safety Tech	30	36	6	20%	\$22.34

- The median hourly wage in Kern County is \$26.14 – compare to the state is \$4.27 less.
- Outlook job growth on these occupations is steadily growing in Kern County.

