



2012-2013

JAN DEC

FACT SHEET

AS - INFO TECHNOLOGY & MGMT

NUMBER OF STUDENTS IN PROGRAM

Not Registered – 73

* Total Students – 92
(# of students declared major)



STUDENT UNIT LOAD

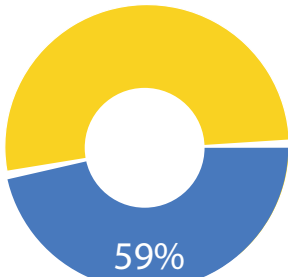


Full-time students
(12 + units)

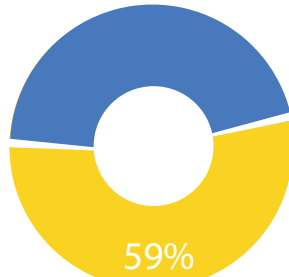


Part-time students
(<12 units)

REGISTERED STUDENTS



* # of registered students
2012



* # of registered students
2013

Estimated change 2012 – 2013: 0%.

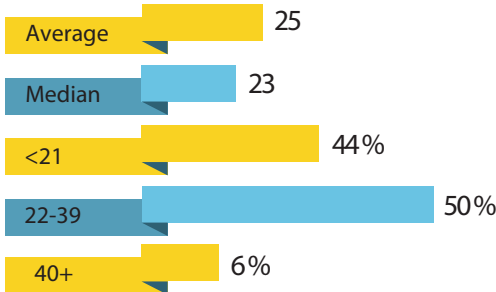
COURSE SUCCESS RATE

Course	Term	Count						Percent				
		Enrolled On Census	Zero Unit	No Grade	Graded	Succeeded	W	F	No Grade	Success	W	F
COSC2020	Spring 2012	35	0	6	29	22	2	4	17.1	75.9	6.9	13.8
COSC2020	Fall 2012	38	0	0	38	23	4	9	0.0	60.5	10.5	23.7
COSC2020	Spring 2013	36	0	0	36	21	3	8	0.0	58.3	8.3	22.2
BSAD2221	Spring 2012	11	0	0	11	11	0	0	0.0	100.0	0.0	0.0
BSAD2221	Spring 2013	17	0	0	17	14	0	3	0.0	82.4	0.0	17.6
BUSN1051	Spring 2013	24	0	0	24	11	8	4	0.0	45.8	33.3	16.7

• A 63% average total success rate.

STUDENT DEMOGRAPHICS

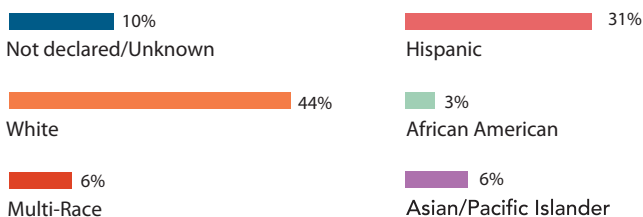
Age



Gender



Ethnicity



DEGREES AND CERTIFICATES AWARDED



Associate degrees



Certificates

JOB OUTLOOK (2013–2020)

Kern County	2013 Jobs	2020 Jobs	Change	% Change	2013 Median Hourly Wage
Computer User Support Spec.	807	952	145	18%	\$24.57
Computer Network Support Spec.	181	210	29	16%	\$29.34
Computer Operator	122	128	6	5%	\$21.89

- The median hourly wage in Kern County is \$25.27 – compare to the state is \$1.28 less.
- Outlook job growth on these occupations is steadily growing in Kern County.

Sources

- ¹ Taft College Cognos IBM Database
- ² Economic Modeling Specialists, Inc. www.economicmodeling.com
- May not reflect accurate # of students in the program as students change majors
- Adding % of registered students for 2012-2013 will result in a duplicated registered count

