

## How to see your similarity report:

1. Go into the assignment, it should look like **Figure A**
2. When you see a similarity %, click on the icon to get to the full Similarity Report. The Feedback Studio will open your Similarity Report. **Your instructor will let you know what % score is acceptable for a submission.**
3. Review each LAYER of the Similarity Report: **Instructor comments**, **Possible Plagiarism**, and **Grammar Errors**. **Figure B**
4. Make revisions to your work as necessary. The grammar checker will help point out things that need to be corrected. **See page 2 for detailed instructions on using feedback studio.**
5. Resubmit your edited assignment.

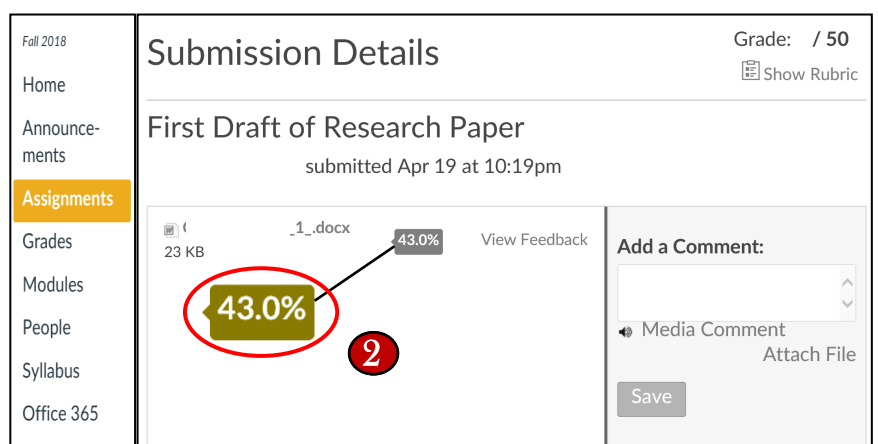


Figure A

### Feedback Studio:

The feedback studio is designed to help you with possible citation errors that would be counted as plagiarism,

**Citation errors or Possible Plagiarism**  
**Grammar Errors**  
**Instructor comments**

For detailed help on this section, see page 2.

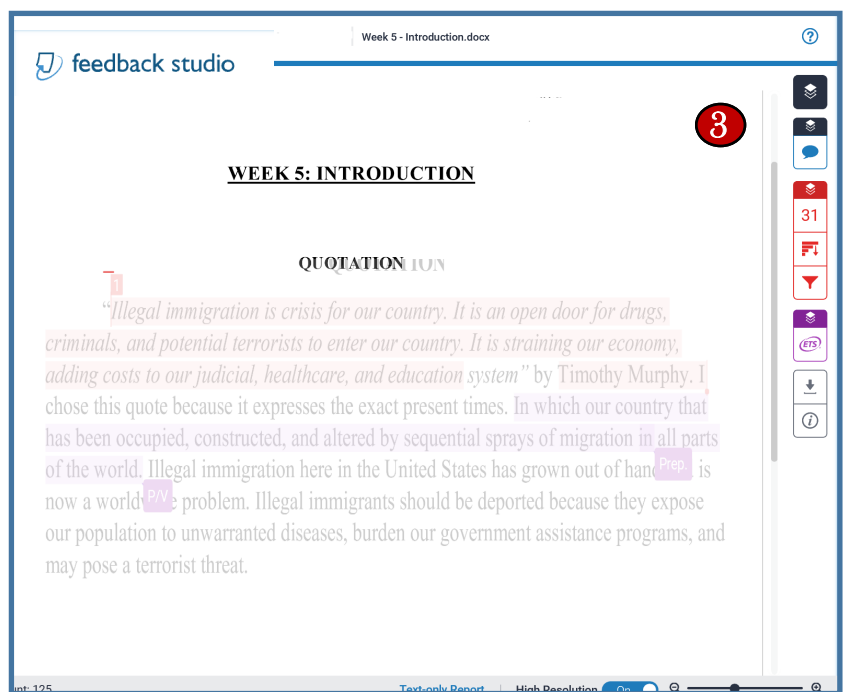
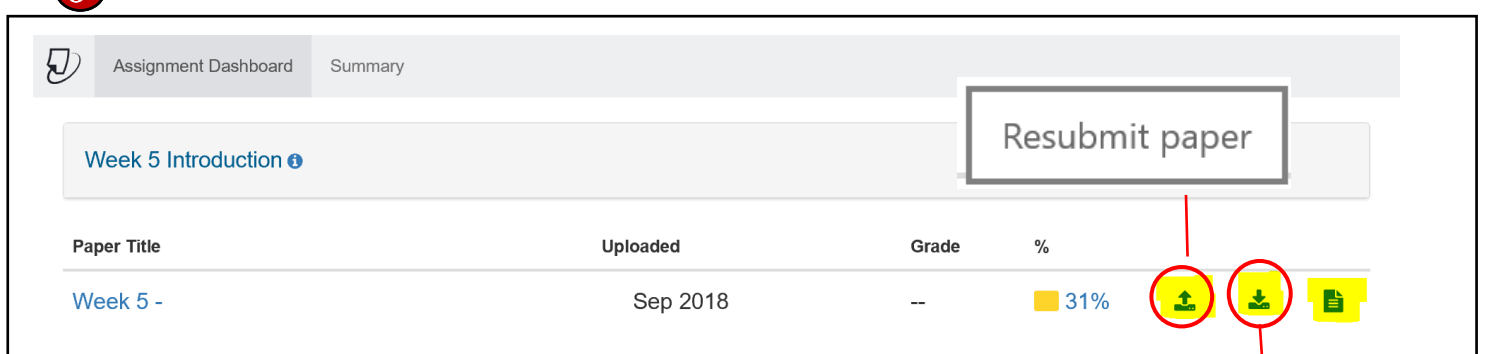


Figure B

5

### How to Re-submit Your Edited Work:



Download paper:



**Distance Education**

*Going the Distance for our students!*



## What is a Layer?

Layers consist of:

- **Instructor comments**- comments made by your professor. Pay attention to these. They are really important.
- **Possible Plagiarism**- Areas in need of attention/revision. Click on each one to see where it originated (came from). You may simply need to adjust the way you cited a quote, or you may need to reach out to your instructor for more help.
- **Grammar Errors**- also need to be revised. Click on each one for more details on how to address it.

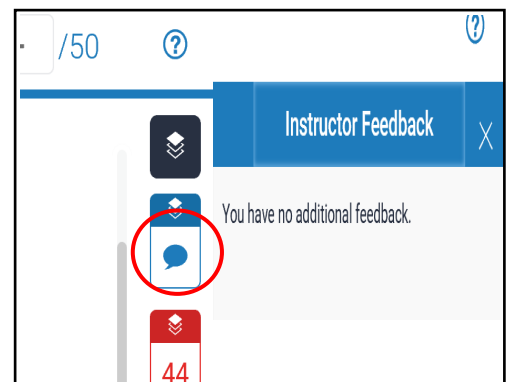
You can review one layer at a time or see everything at once.

Active Layers		×
<input checked="" type="checkbox"/>	Grading	
<input checked="" type="checkbox"/>	Similarity	
<input checked="" type="checkbox"/>	e-rater®	

## Comments:

Depending on how your teacher uses feedback, here are some places you can look:

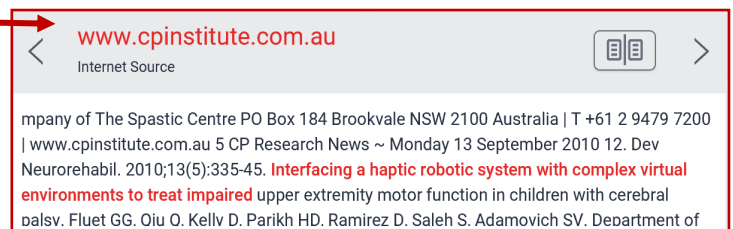
1. By clicking on the **“View Feedback”** lettering on the assignment details page
2. On the right hand side of the assignment page
3. Inside Turnitin in the **“Comments”** Layer. Click on the blue comment bubble to list all teacher feedback



## Incorrect Citation or Possible Plagiarism

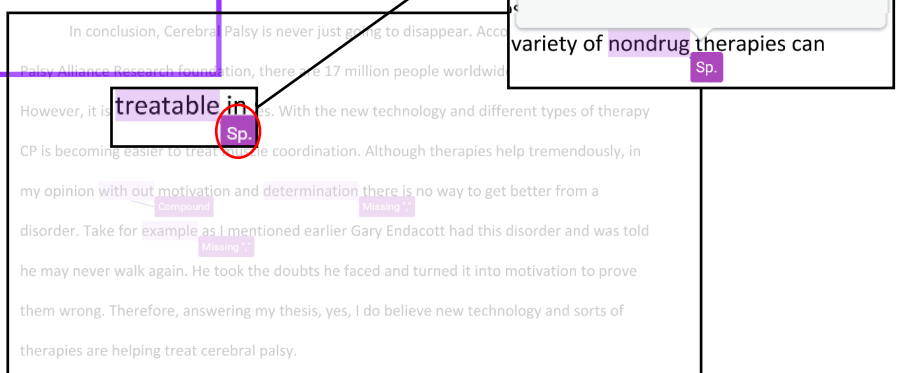
1. Click on the Red number associated with plagiarism to see how you can fix citation in these areas.

development. Because of the brain damage during brain development a child's muscle control, muscle coordination, muscle tone, reflex, posture and balance is affected. Symptoms include exaggerated reflexes, floppy or rigid limbs, and involuntary motions, these symptoms occur by early childhood. According to WebMD (2005-2018), "There are four types of spastic CP,



## Grammar Checker

1. Make sure to fix ALL grammar errors. If you don't know why it is an error, click on the purple grammar codes for more information.



**Distance Education**

*Going the Distance for our students!*