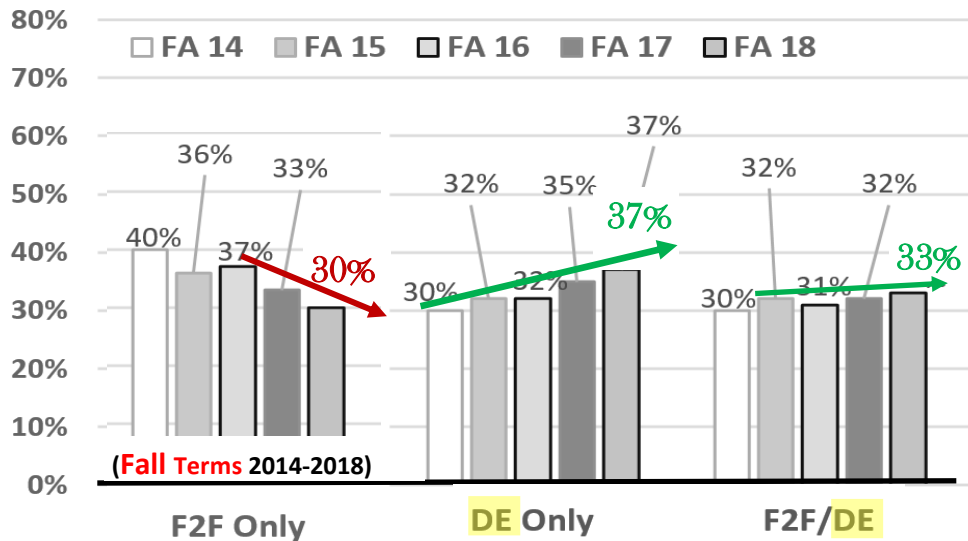



2014–2018 Taft College Enrollment Trends



F-2-F Only-100% Face-to-Face




Although many students feel they can better navigate a face-to-face class, their life circumstances make **online courses a more convenient option**. Face to face enrollment has dropped 10% in the last 4 years.

F-2-F Enrollment by semester:

Fall-	Down 10%	↓	From 40% to 30%
Spring-	Down 7%		From 37% to 30%
Summer-	Down 6%		From 26% to 20%

DE Only-100% On/Offline



This group of students has grown the most in the past 4 years. In the last year we have seen a 4% jump in DE only enrollment from 67% to 70% this fall.

DE Enrollment by semester:

Fall:	Up 7%	↑	From 30% to 37%
Spring:	Up 6%		From 31% to 37%
Summer:	Up 7%		From 58% to 65%

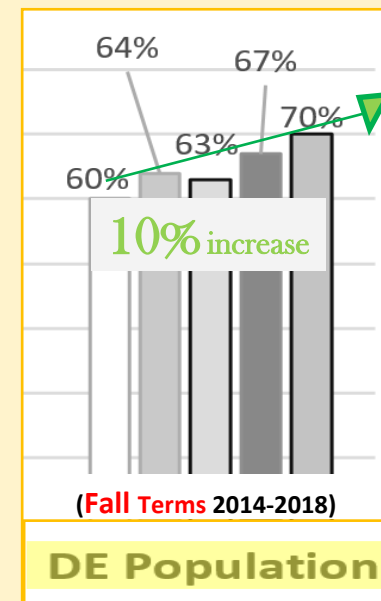


Looking at enrollment through a slightly different lens:

How many students enroll in 1 or More DE Courses?
Over 2/3 of TC's students enroll in one or more online courses.

This means, at some point, the Distance Education office will communicate with these students. When they need help with online courses or have technical issues they know how to reach us.

DE Student Growth from 2014–2018



Distance Education

Going the Distance for our students!