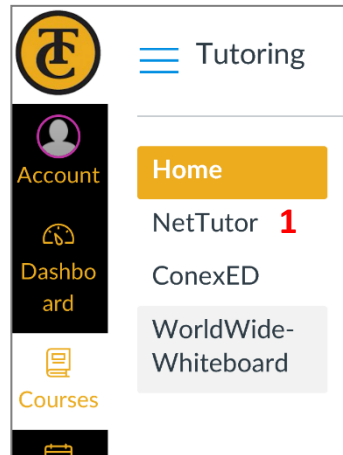


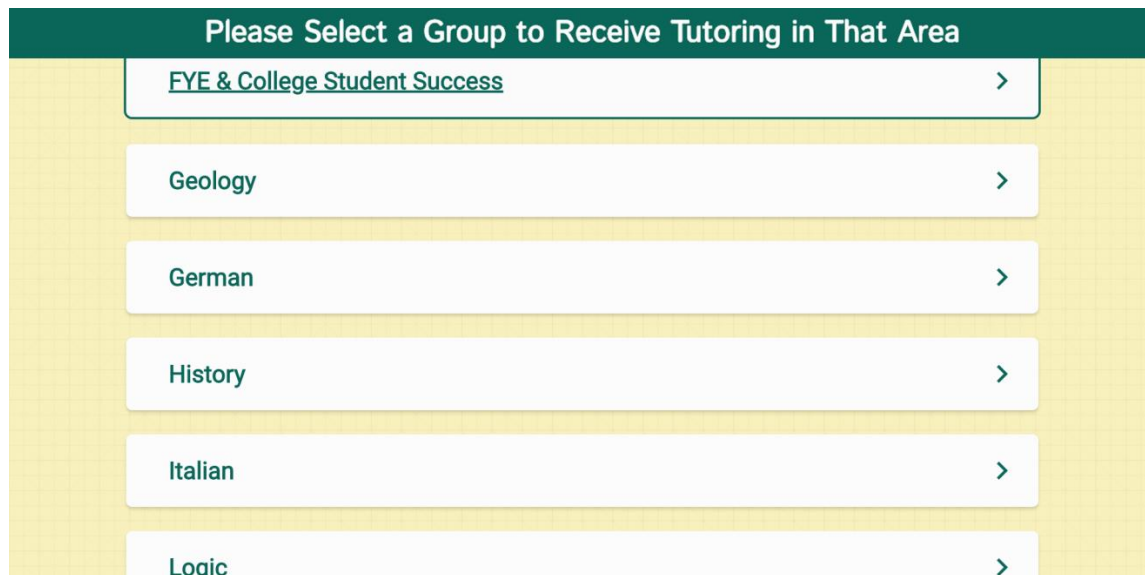
NetTutor Student User Guide



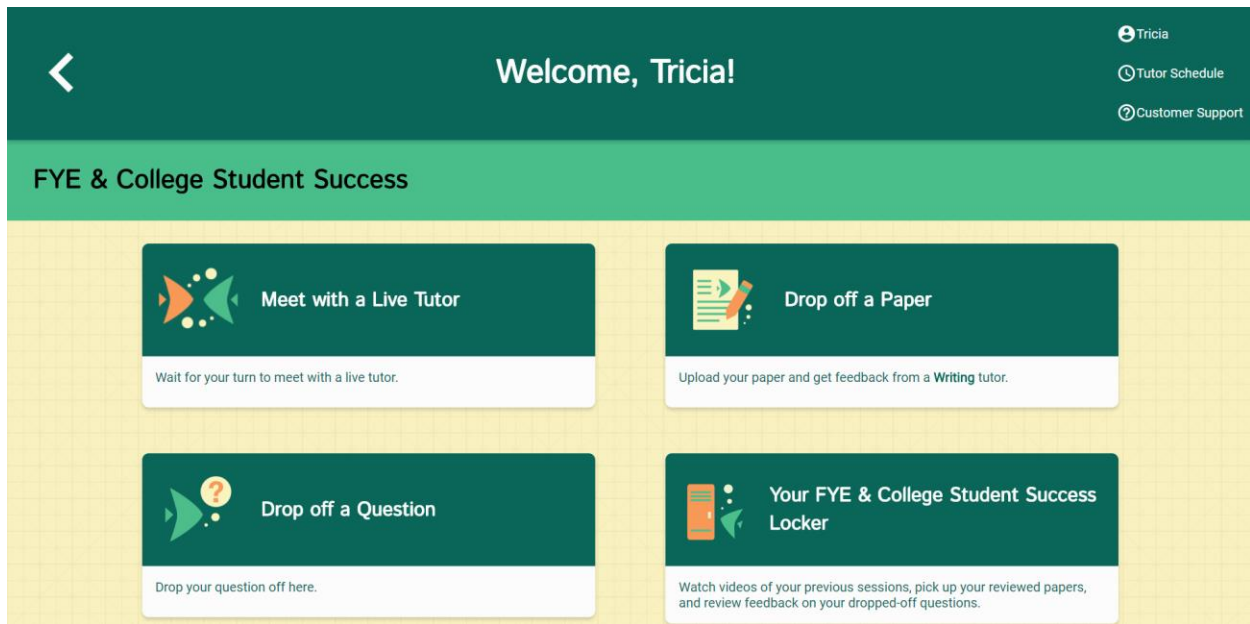
To access free online tutoring support from NetTutor, first sign in to Canvas. You're your course, click on the NetTutor tab.



Choose the content area for which you need help.



The NetTutor dashboard provides 3 support resources, as well as a locker.

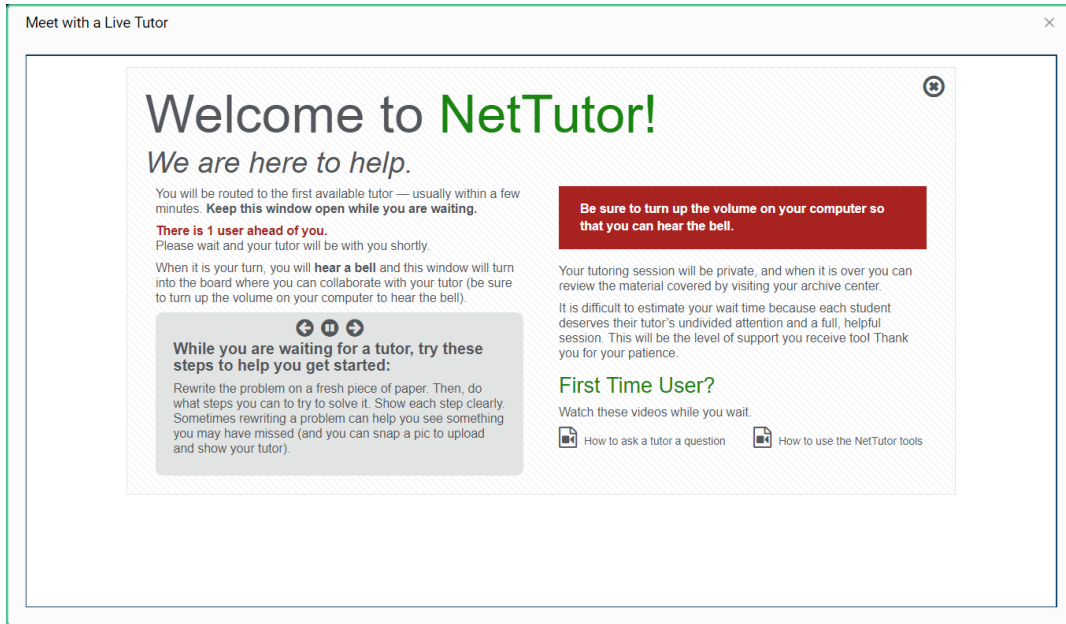


The NetTutor Dashboard

Meet with a Live Tutor:	2
Drop off a Paper:	3
Drop off a Question:	5
The Locker:	6

Meet with a Live Tutor:

Directs you to an information page where a tutor will be available soon.



Drop off a Paper:

Directs you through three prompts to drop off your paper.

First, name your paper and describe the assignment.

Second, tell the tutor what you need help with.

Drop off your Paper

QA
Tutor Schedule
Customer Support

Basic Information Format File

Select **two** areas of feedback.

<input type="checkbox"/> Topic Development	<input type="checkbox"/> Sentence Structure
<input type="checkbox"/> Focus/Thesis Statement	<input type="checkbox"/> Sentence Variety
<input type="checkbox"/> Organization	<input type="checkbox"/> Transitions & Fluency
<input type="checkbox"/> Grammar & Mechanics	<input type="checkbox"/> Paper Format
<input type="checkbox"/> Word Choice	<input type="checkbox"/> Citations & References

Citation Style Paper Type

Select the citation style of your paper. Select the paper type.

How long should your paper be?

0 Pages

Third, upload your paper. Papers have a turnaround time of 48-72 hours.

Drop off your Paper

QA
Tutor Schedule
Customer Support

Basic Information Format File

Drag and Drop or Upload Paper

Drop Your File Here

↑

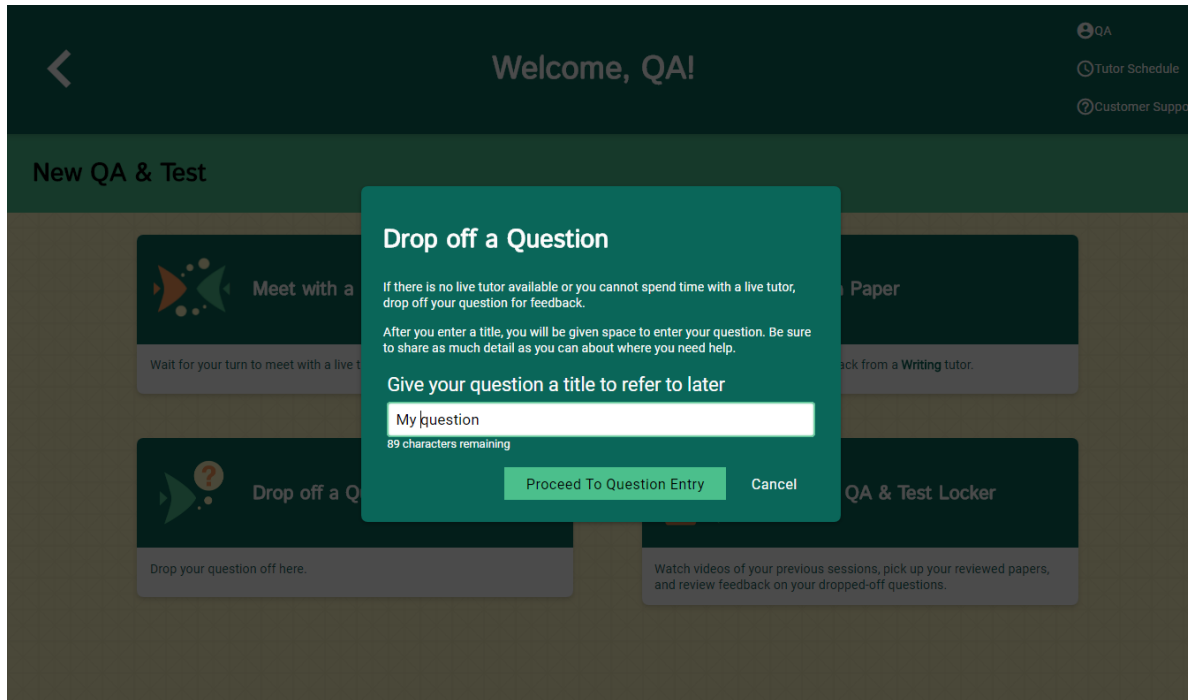
Choose A File

Previous Drop Off Your Paper

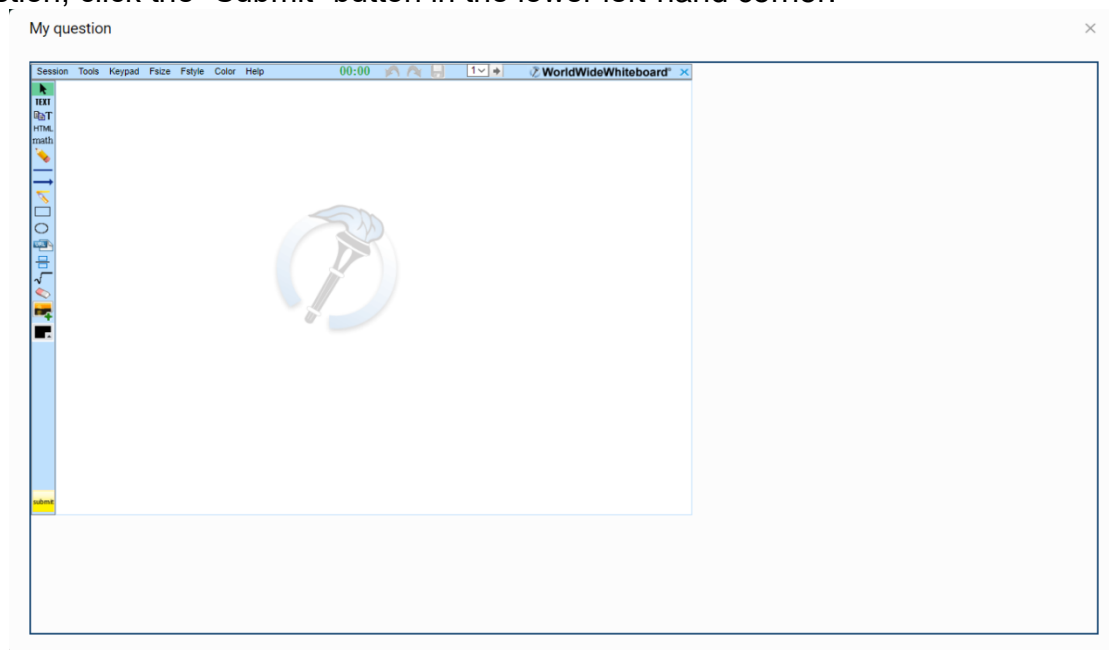
Drop off a Question:

Directs you through two prompts to drop off your paper

First, name your question.



Second, use the white board to ask your question. Once you have finished your question, click the "Submit" button in the lower left-hand corner.



The Locker:

Your locker stores all your NetTutor sessions. You can review your live tutoring sessions, retrieve papers you have submitted for feedback, or gather responses to your submitted questions.

The screenshot shows a user interface for a 'Locker' with a dark green header and a light green sub-header. The header contains a back arrow, the title 'Your FYE & College Student Success Locker', and user information 'Tricia'. The sub-header states 'All your FYE & College Student Success Materials in One Place'. Below this are three white cards on a yellow grid background: 'Live Tutoring Session History' (with a play button icon and description), 'Paper Feedback' (with a paper icon and statistics), and 'Question Feedback' (with a question mark icon and statistics).

Your FYE & College Student Success Locker

Tricia
Tutor Schedule
Customer Support

All your FYE & College Student Success Materials in One Place

- Live Tutoring Session History**
View videos and download PDF files of your live sessions.
- Paper Feedback**
0 papers submitted
0 papers returned with feedback
- Question Feedback**
0 questions submitted
0 questions returned with feedback