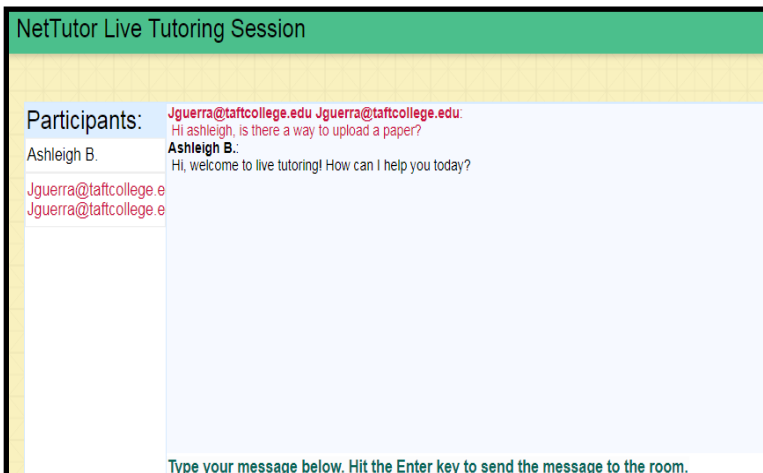


Using Whiteboard in NetTutor's Live Tutoring Sessions

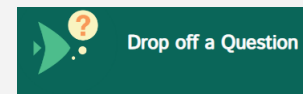
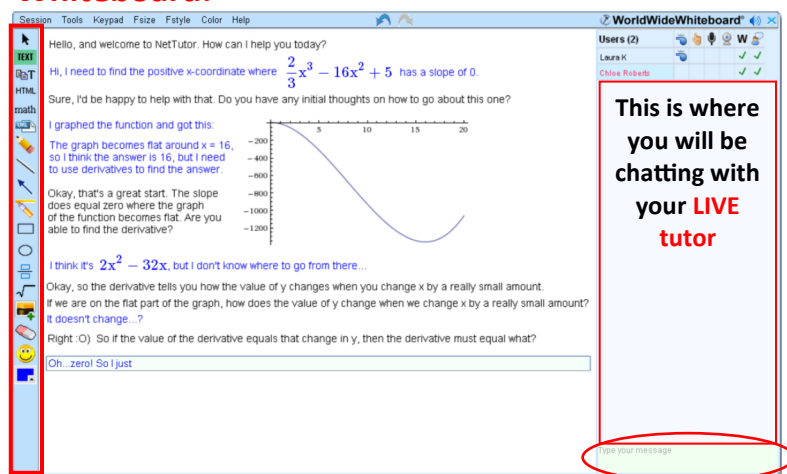
If there are students in line before you, keep the window open while you are waiting. When it is your turn, you will hear a bell and you will be sent into

When your live session begins, you will be able to communicate with the tutor through this chat screen.



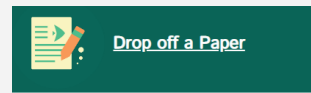
Live Tutor Whiteboard: If you need to show the tutor a problem, a screenshot, or part of your work, you can ask to use the whiteboard.

Whiteboard:



Drop your question off here.

If Live tutoring is unavailable, you may **drop off your question** and a tutor will get back to you.



Upload your paper and get feedback from a Writing tutor.

Drop off your Paper: Here NetTutor will take you through a series of prompts asking informational questions regarding your paper in order to provide the best assistance for you and your paper.



Watch videos of your previous sessions, pick up your reviewed papers, and review feedback on your dropped-off questions.

Your Locker: Here you are able to view past Question Feedback, past tutoring sessions as well as paper feedback. This is archive of all usage in NetTutor.

Distance Education Helpdesk:

(661) 763-7917
&
(661) 763-7878



Giving the Distance for our students!

White Board Drawing Tools: Available functions of the whiteboard

- Select and move an object
- TEXT Text tool (typing)
- Paragraph Text Cut/Paste Tool
- HTML HTML editor tool
- math Math equation editor tool
- Freehand pencil doodling
- Drawing straight line
- Pointer
- Highlight
- Draw a rectangle
- Draw a oval
- URL Reference a URL link
- Draw a fraction
- Draw a square root sign

- Aromatic Benzene Ring
- Dipole
- Straight line double arrow tool
- Straight double line drawing tool
- Straight triple line drawing tool
- Wedge Connection
- Eraser
- Insert Image/PDF
- Pick a drawing color
- Emoticons
- EXIT Exit Whiteboard