

Various forms of Feedback



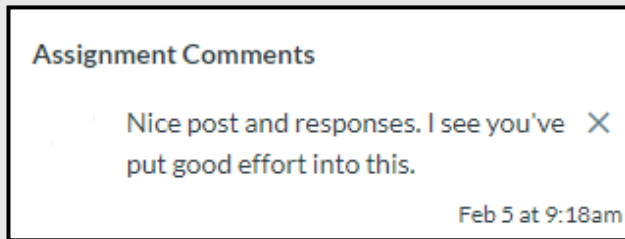
[Back to Fac. Toolbox](#)

How can I give a student feedback on their assignment?

When you are leaving comments in each individual assignment or by the Speed Grader you can leave your feedback in various formats.

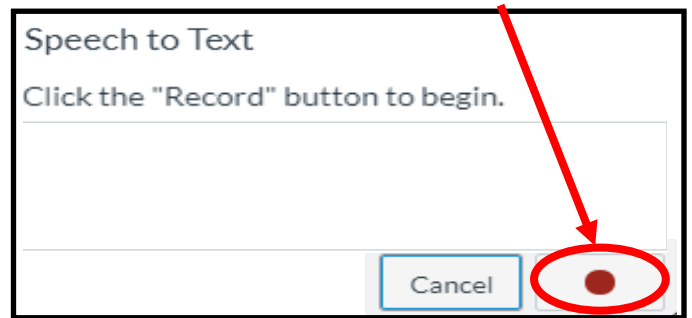
Comments

You can always leave text comments for your student to read. This is the way most professors respond back to their students but it is not the only way!




Audio

To upload an audio recording click on the [Speaker](#). Then a pop up will appear for you to record your session. You are going to click on the **red dot**, and you will be now able to record your session!



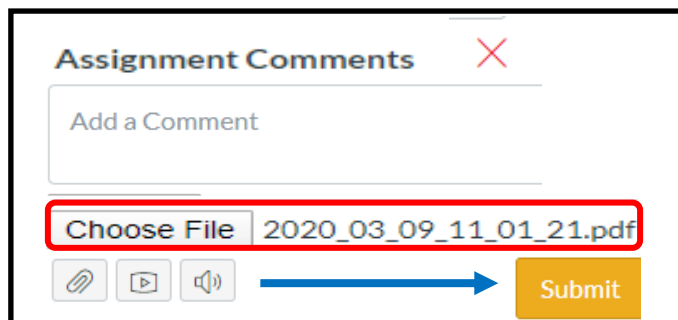
Add a Comment



Submit

Attachment

To upload an attachment click on the [Paperclip](#). Then a pop-up will appear below the comment box to select a “choose file.” You are going to select the desired file, and see it **load above the submit button**, lastly click [submit](#).



Video

To record/upload media click on the [Play](#) button. There will be a pop-up with two tabs- Record Media and Upload Media. If you just need **to Upload Media** you will have the option to Select Audio File or Select Video File. You are going to select the desired file, and lastly in a few seconds, your media file will be loaded into Assignment Comments!

