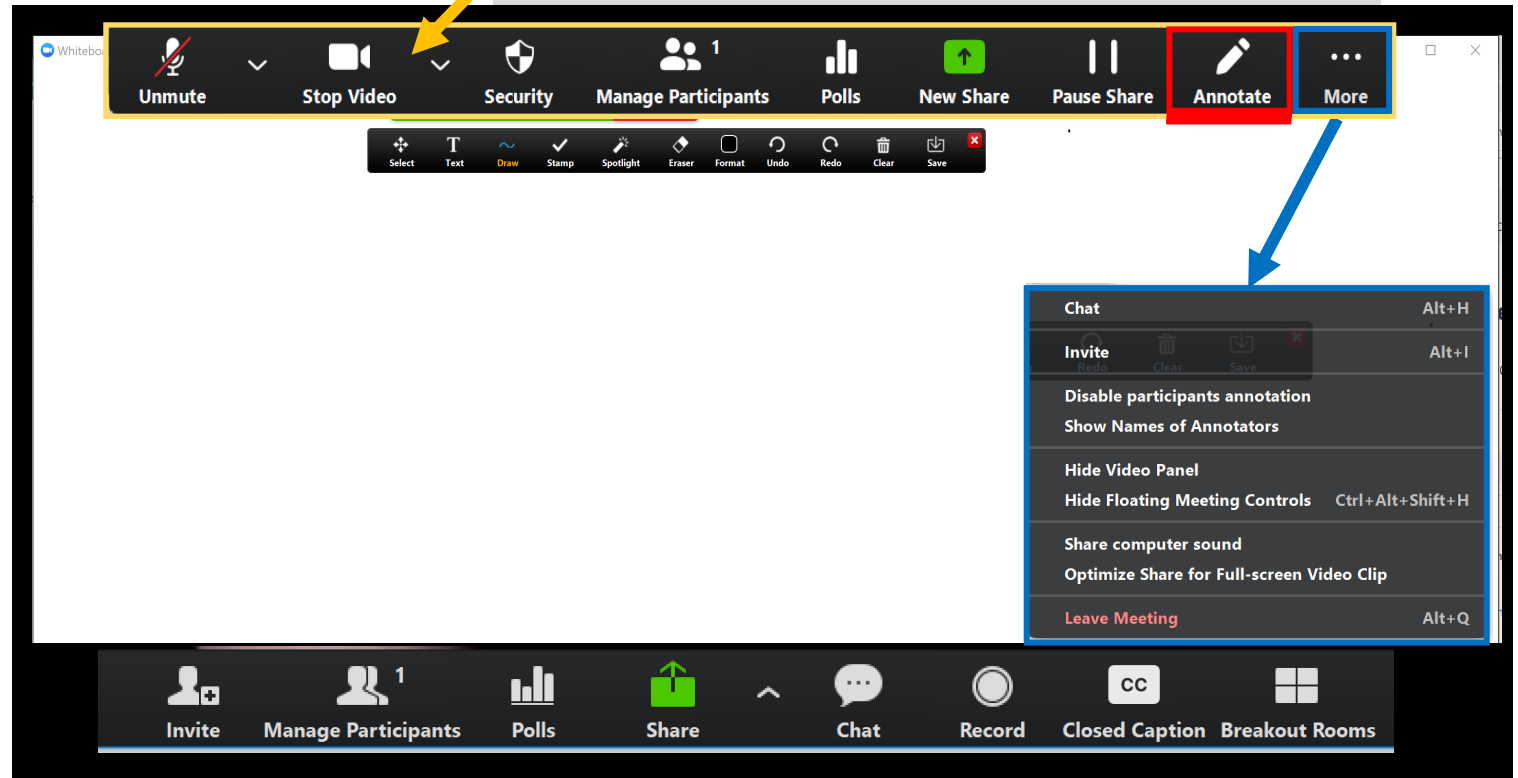


Additional Features

The availability of some of these features will show up only when activated (toggled on) in the Zoom Settings webpage.


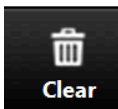

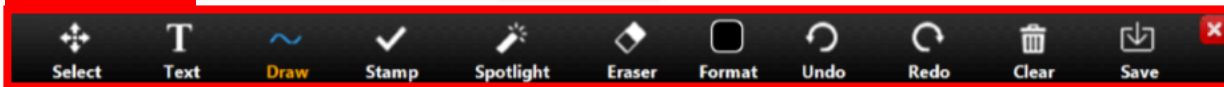
[Back to Zoom Meeting Screen](#)

Toolbar Options Available When Sharing Screen



Tips:

- Don't forget the "More" box for additional control features
- Practice using these tools in a meeting on your own before using live with participants



Annotations– you or your participants can annotate on any screen, not just the white board. **Tip: you can disable this. Also, if you have a touch screen try using a stylist instead of your finger, it will make it easier to write and it leaves less streaks on your computer. You can quickly clear any annotations by clicking Clear.**

Under annotations you also have the option to type text on the screen, highlight, and more.