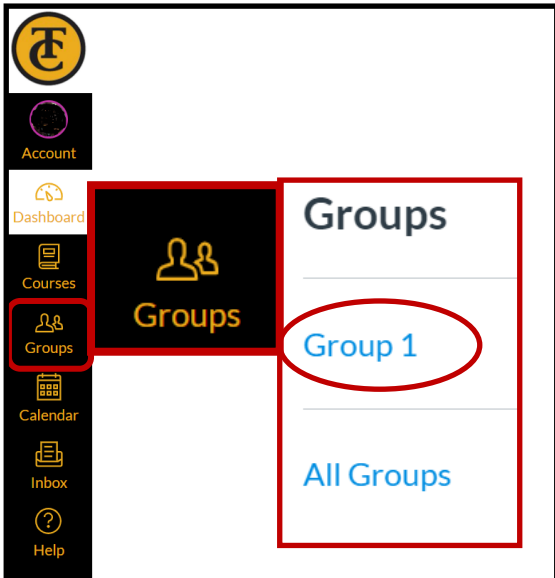


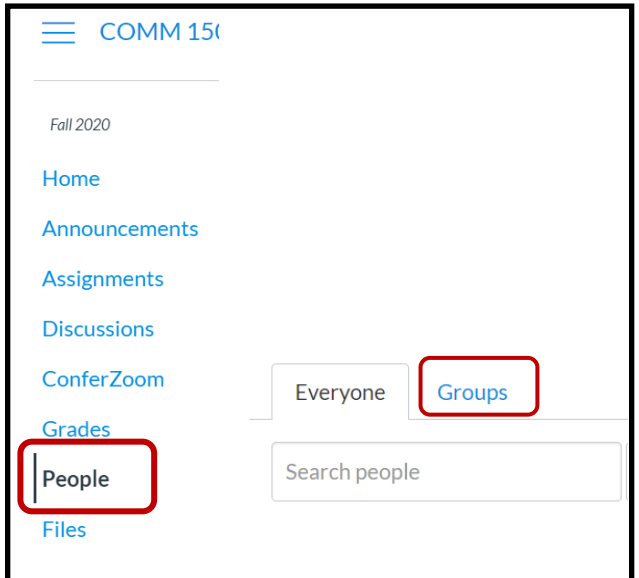
Canvas Groups



You can locate your course groups in the **Canvas Navigation bar** or in the **"People"** tab of the course (see below).



Or



How to find my class group in Canvas

1. Login to Canvas.
2. On the far left hand side navigation bar, select the **"Groups"** option.
3. You will see your group. **Click** on it to enter the group.

Tip:

If you are listed as a group leader, you will be able to tell by checking through the **"People"** tab. **If you see the option "Manage", you are a Group Leader. Ask your teacher what this means for you.**

How to find my group in my class

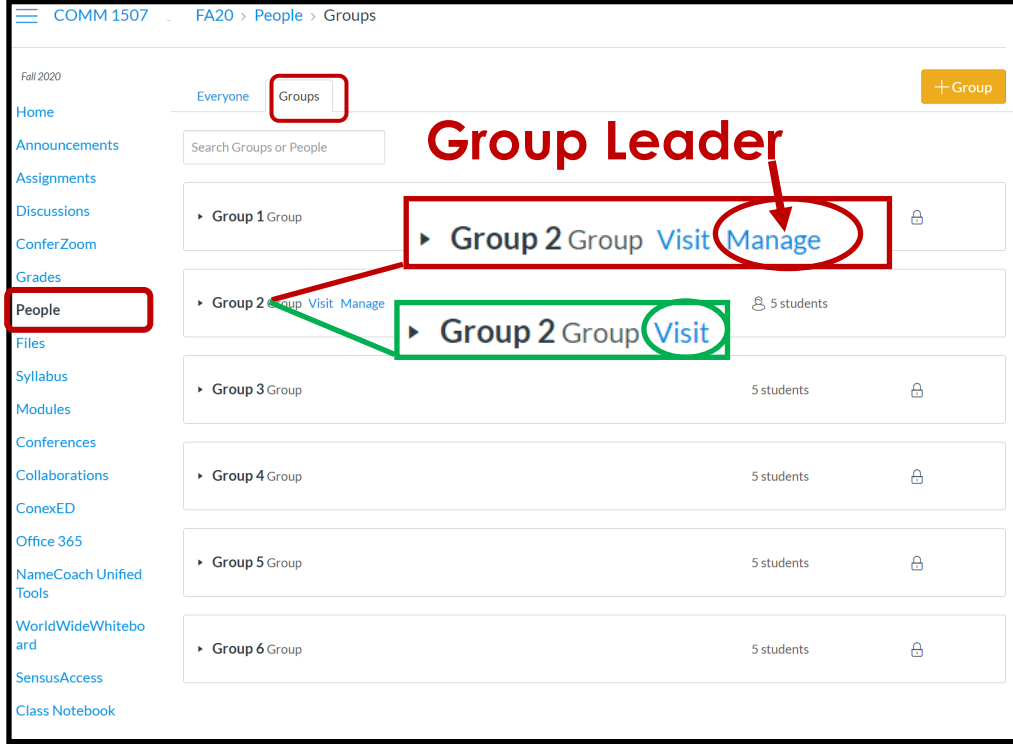
1. Open the **"People"** tab.
2. Click on the **"Groups"** tab at the top of the page.
3. You will see **"Visit"** or **"Manage"** by your assigned or selected group.

Tip:

"Manage"– If you see this option, you are considered the **Group Leader. Speak to your teacher if adjustments need to be made.**

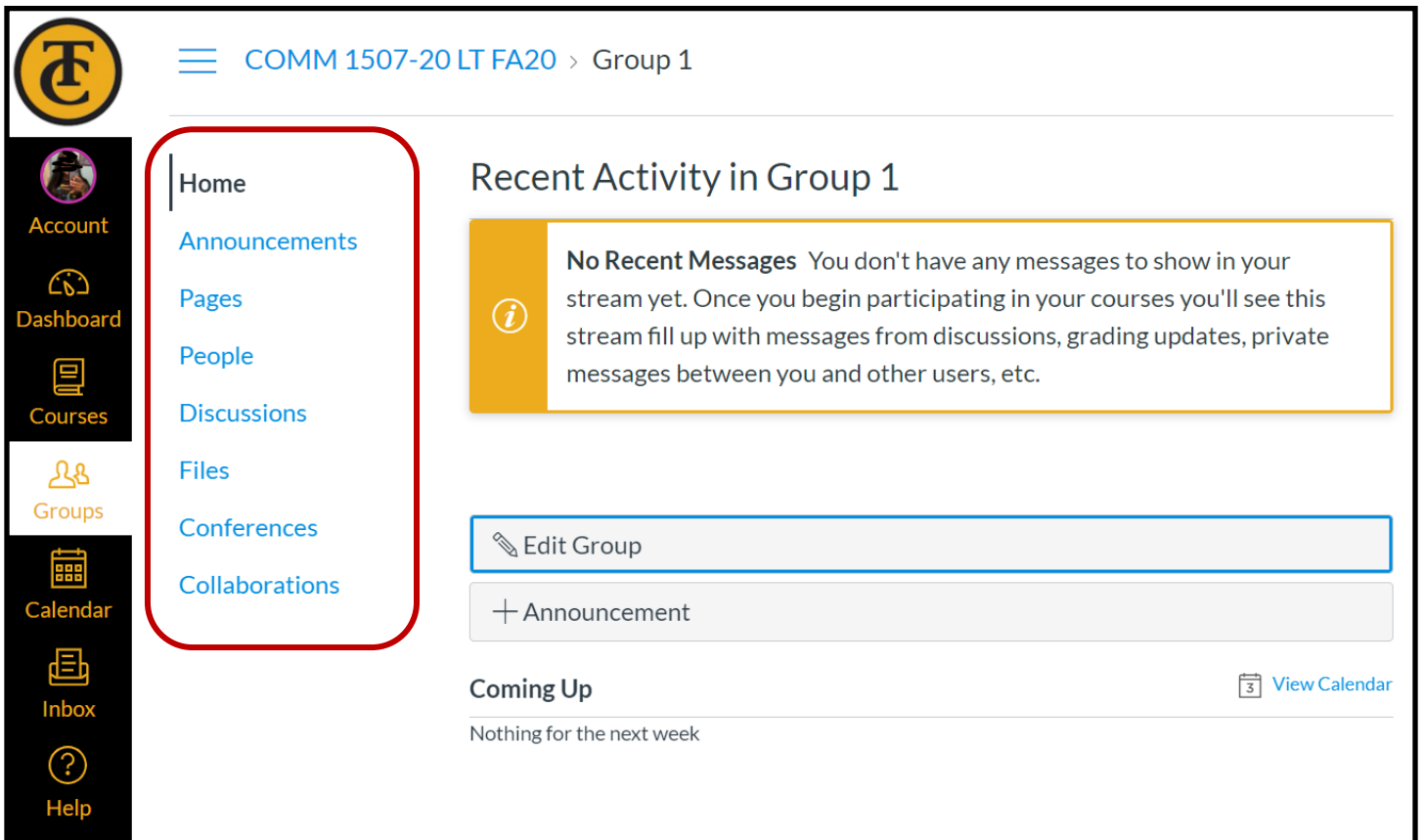
Are You a Group Leader?

Not all groups will have leaders. If they do, and you are a leader, you will see the **"Manage"** option by your group name, from the **"People"** tab.



What Can I Do in My Group

In your group, you will have full access to the tabs listed. Tabs included may be any or all of the following: Home, Announcements, Pages, People, Discussions, Files, Conferences, and Collaborations.



Group Navigation Options

Home– Your group home page will differ from class group to class group.

Announcements– All group members can post announcements to the group. These are single post reminders/ informational posts. There are no threaded comments available with this feature.

Pages– All students have access to make a page in their group. [Learn more about pages](#) in the Canvas guides.

People– You can view all group members in the **"People"** tab.

Discussions– All group members can create a **Discussion** for the group. You will be able to have threaded conversations in these discussions.

Files– Upload and share files here.

Conferences– If you need to meet as a group, you can schedule a time to meet in the **Conferences** tab. [Learn more about Canvas Group Conferences](#) in the Canvas Guides.

Collaborations– Collaborate together in the collaborations tab. All members must have a google account to access these shared documents.

