



Personal Pronouns in Canvas

You can now set your personal pronouns in Canvas

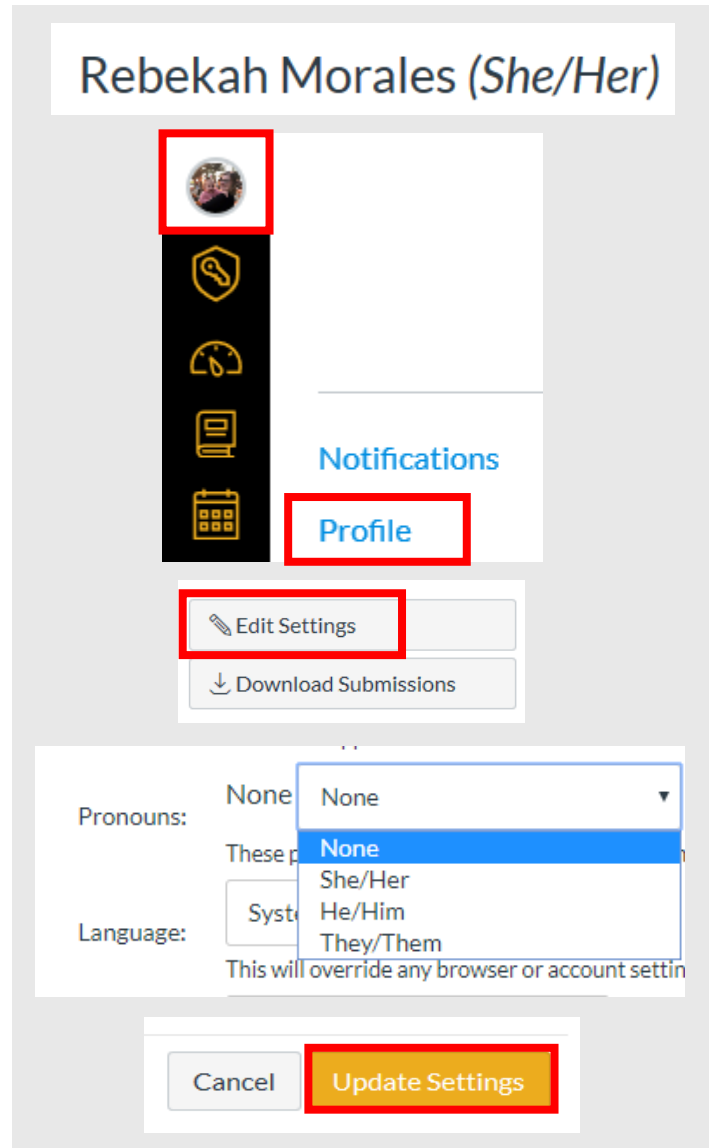
Your personal pronouns will display next to your name on every page where your name shows. (Except for the inbox)

To set your pronouns, first start in Canvas:

1. Open up your **Profile**
2. On the right side click **Edit Settings**
3. Then click **None** to view your options on personal pronouns

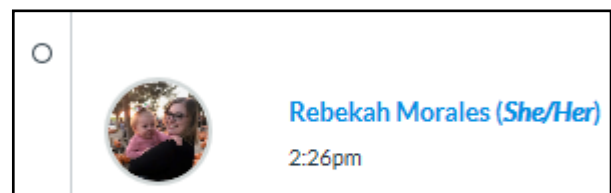
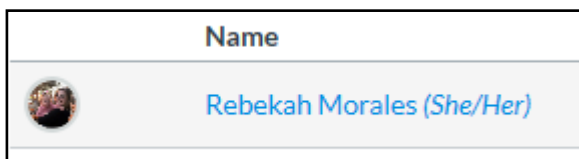
****If you do not see your personal pronoun listed please contact Distance Education and we will add it****

4. Click **Update Settings** to save your pronouns



Your personal pronouns will be displayed next to your name in every location in Canvas except the Canvas Inbox.

Examples: Listed in the class roster, on your profile, in discussions, etc.



Distance Education

Going the Distance for our students!