



# Check for Submission Comments Through the Inbox



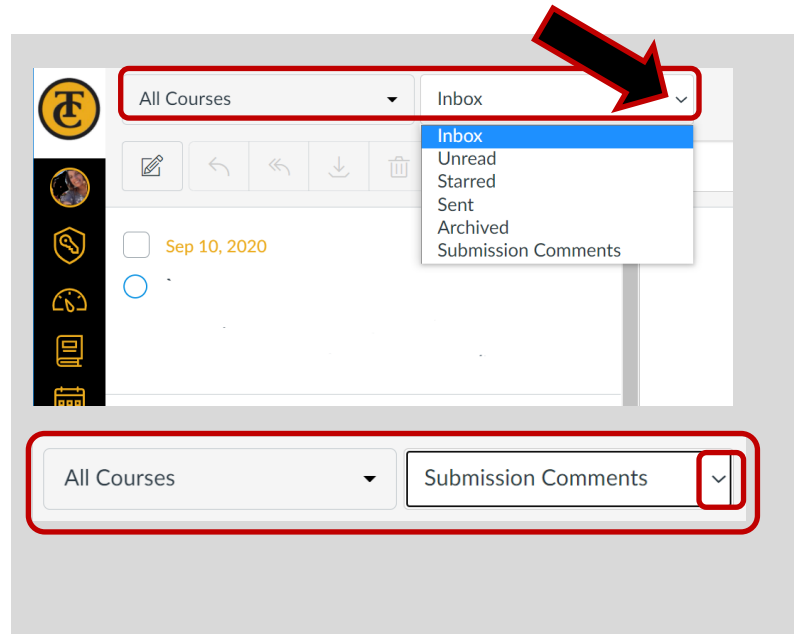
[Back to Fac. Toolbox](#)

It can be hard to keep track of Canvas Assignment Submission Comments. The Canvas Inbox will keep all submission comments together for your viewing. To access these messages, and respond back follow the steps below.

1. Go to your Canvas Inbox on the left hand navigation column.
2. Now that you're in your inbox, locate the Folder type, and expand the options box. Click the down arrow beside "Inbox".

3. Select "**Submission Comments**"

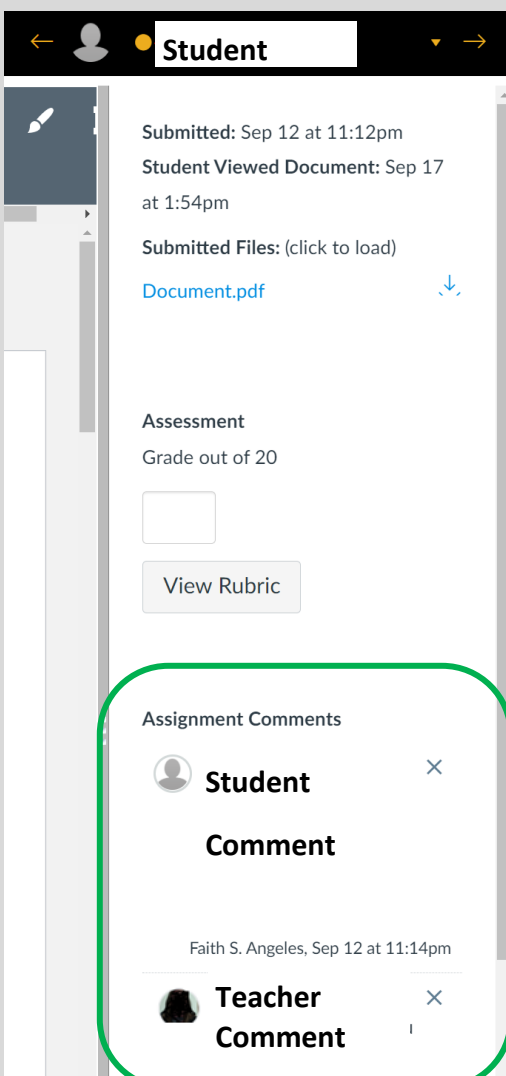
Here you can keep track of your submission comments.



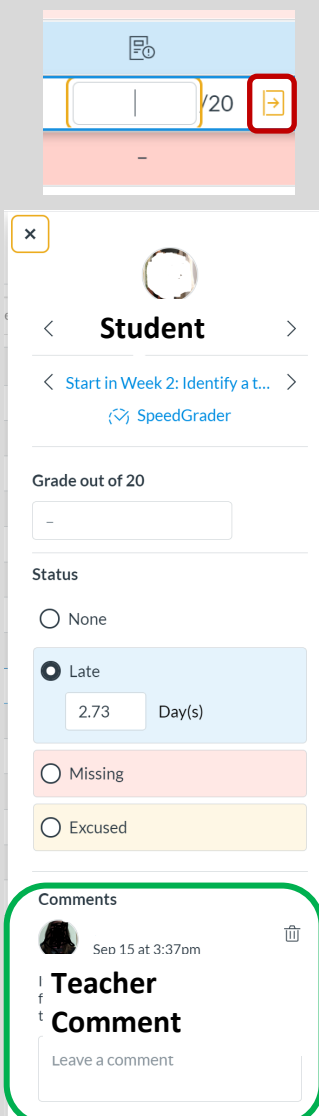
## Helpful TIP:

- You can also locate comments in a couple other areas in canvas.
  - From the SpeedGrader
  - From the Gradebook
  - From the students individual Grade page– "**Show All Details**" button

### SpeedGrader



### Grade Book



### Student Grade Summary

1. Go to your people or Grades tab.
2. Click on a student name (blue text). You will see a "Grades" option. Click it.
3. Select "Show All Details" to see all comments.

